

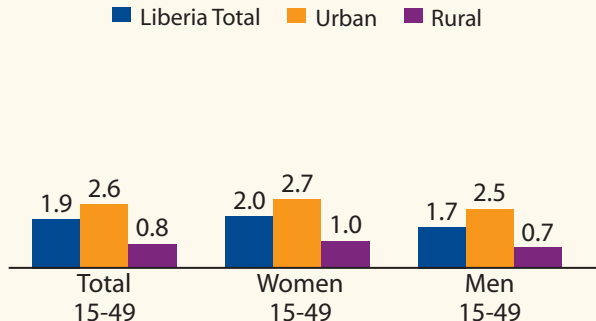
Results from the 2013 Liberia Demographic and Health Survey (LDHS)

The 2013 Liberia Demographic and Health Survey (LDHS) measured HIV prevalence and testing.

HIV Prevalence by Residence

Percent HIV-1 positive

■ Liberia Total ■ Urban ■ Rural

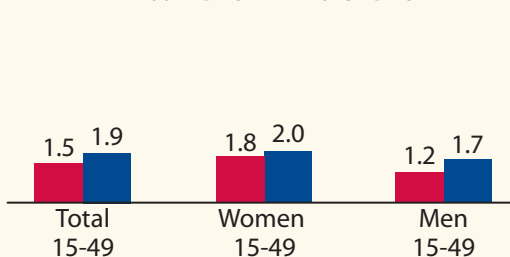


Overall, 1.9% of Liberians age 15-49 are HIV positive. HIV prevalence is higher among women (2.0%) than among men (1.7%). Liberians living in urban areas are more likely to be HIV-positive than those living in rural areas (2.6% versus 0.8%).

Trends in HIV Prevalence

Percent HIV-1 positive

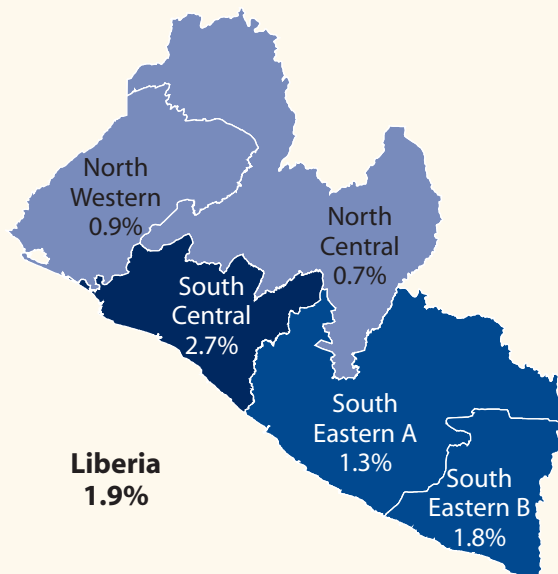
■ 2007 LDHS ■ 2013 LDHS



In Liberia, HIV prevalence among women and men age 15-49 has increased from 1.5% in the 2007 LDHS to 1.9% in the 2013 LDHS. Prevalence among women age 15-49 shifted from 1.8% to 2.0%. Prevalence among men age 15-49 shifted from 1.2% to 1.7%. Importantly, the increases in HIV prevalence between 2007 and 2013 are not statistically significant.

HIV Prevalence by Region

Percent HIV-1 positive, among women and men age 15-49

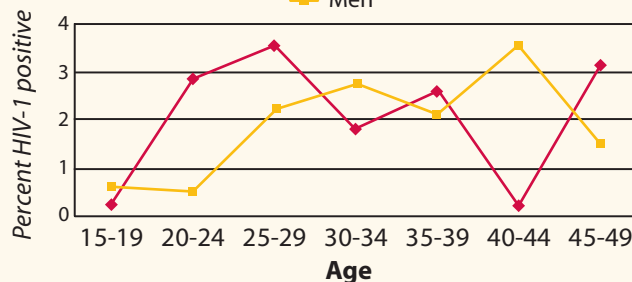


Liberia
1.9%

HIV prevalence ranges from a low of less than 1% in North Central and North Western regions to a high of 2.7% in South Central region.

HIV Prevalence by Age

◆ Women
■ Men

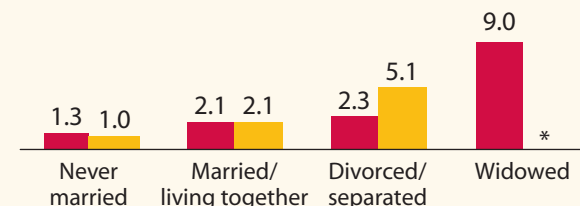


Among women, peak HIV prevalence occurs in the 25-29 age group at 3.6%. Among men, prevalence is highest among those age 40-44 (3.6%). There is no consistent pattern of HIV prevalence by age among either women or men.

HIV Prevalence by Marital Status

Percent HIV-1 positive among women and men age 15-49

■ Women ■ Men



* indicates that a figure is based on fewer than 25 unweighted cases and has been suppressed.

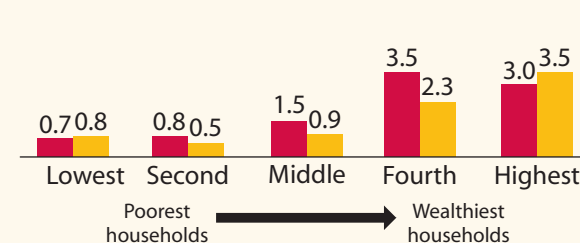
HIV prevalence is highest among women who are widowed and highest among men who are divorced/separated. HIV prevalence is lowest among women and men who have never been married.

Among couples where both partners were tested for HIV, 2.8% were discordant, which means one partner is HIV-positive and the other is not.

HIV Prevalence by Wealth

Percent HIV-1 positive among women and men age 15-49

■ Women ■ Men



HIV prevalence generally increases with wealth. For women, HIV prevalence increases from 0.7% in the poorest households to 3.0% in the wealthiest households. HIV prevalence among men increases from 0.8% in the poorest households to 3.5% in the wealthiest households.

Trends in HIV Testing

Percent of women and men age 15-49 who have been tested for HIV in the past 12 months and received their results

■ 2007 LDHS ■ 2013 LDHS



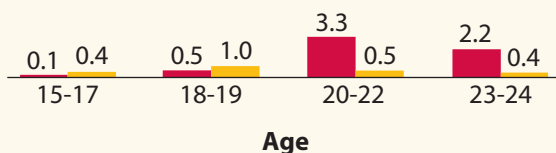
HIV testing and counselling has increased. According to the 2013 LDHS, 19% of women and 12% of men age 15-49 have been tested for HIV in the past 12 months and received their results, compared with just 2% of women and 2% of men in 2007.

Over half of women and men who are infected with HIV have not previously been tested or have been tested but have not received the result.

HIV Prevalence among Youth

Percent of women and men age 15-24 HIV-1 positive

■ Women ■ Men



Overall, 1.0% of young women and men age 15-24 are HIV-positive. HIV prevalence among young women is higher than among young men, particularly for youth age 20-22 where women are much more likely to be infected than men (3.3% versus 0.5%).

Response rates and methodology: HIV prevalence data were obtained from blood samples voluntarily provided by women and men who were interviewed in the 2013 LDHS. Of the 4,767 women and 4,318 men age 15-49 eligible for testing, 92% of women and 88% of men provided specimens for HIV testing.

For more information on the results of the 2013 Liberia Demographic and Health Survey, please contact:

In Liberia:

Liberia Institute of Statistics and Geo-Information Services (LISGIS)
 Statistics House, Capitol Hill, P.O. Box 629
 Monrovia, Liberia
 Telephone: 231-886-518885/886-583839
www.lisgis.net

In USA:

The DHS Program
 530 Gaither Road, Suite 500
 Rockville, MD 20850 USA
 Telephone: 1-301-407-6500; Fax: 301-407-6501
 Email: info@DHSprogram.com
www.DHSprogram.com; statcompiler.com

The 2013 Liberia Demographic and Health Survey (LDHS) was implemented by the Liberia Institute of Statistics and Geo-Information Services (LISGIS). The survey was conducted under the aegis of the country's Ministry of Health and Social Welfare (MOHSW). ICF International provided technical assistance through the United States Agency for International Development (USAID)-funded MEASURE DHS project, which provides support and technical assistance for population and health surveys in countries worldwide. USAID also provided material support directly to Government of Liberia for the survey. Other agencies and organizations that facilitated the successful implementation of the survey through technical or financial support were the National AIDS Control Program (NACP), the National Malaria Control Program (NMCP), the Global Fund, the United Nations Children's Fund (UNICEF), the United Nations Population Fund (UNFPA), the United Nations Development Fund (UNDP), the World Health Organization (WHO), the Montserrado Regional Blood Bank, the National Reference Laboratory, and the Government of Liberia.



2013 Liberia Demographic and Health Survey (LDHS)



HIV Factsheet