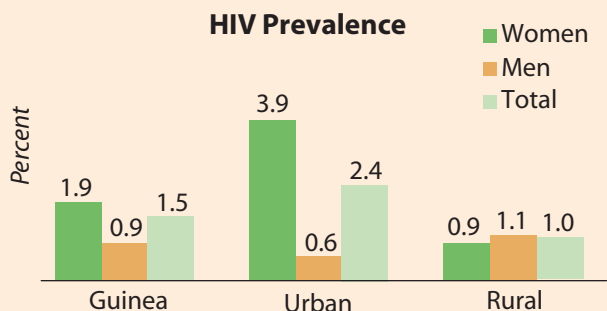
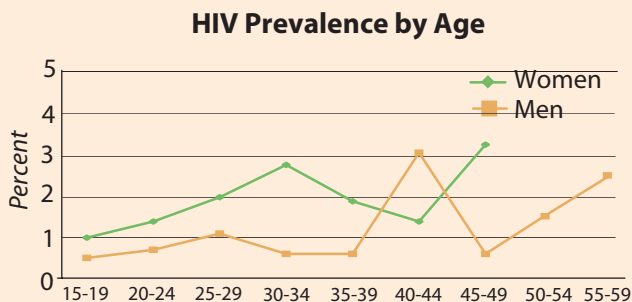


HIV/AIDS in the 2005 Guinea Demographic and Health Survey


The 2005 Guinea Demographic and Health Survey included HIV testing of 6,836 people. According to the survey, 1.5 percent of Guineans age 15-49 are infected by HIV.



Women are twice as likely as men to be HIV positive. Among women, HIV prevalence is much higher in urban areas than in rural areas.



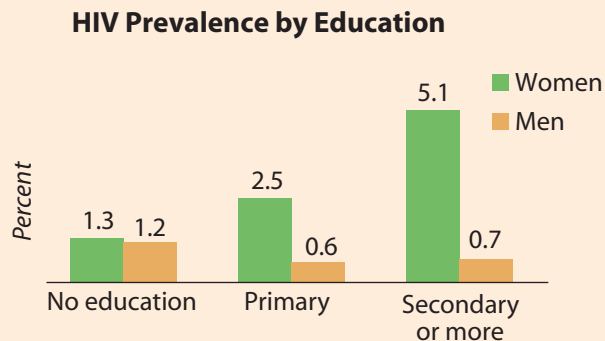
Prevalence increases with age until it reaches 2.8% at 30-34 years among women and 3.1% at 40-44 years among men. At all ages, women's prevalence is higher than men's, except between 40 and 44 years.



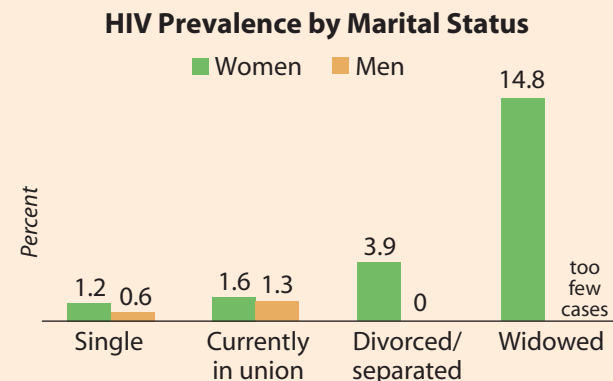
HIV Prevalence by Region

Percent of women and men age 15-49 who are HIV positive

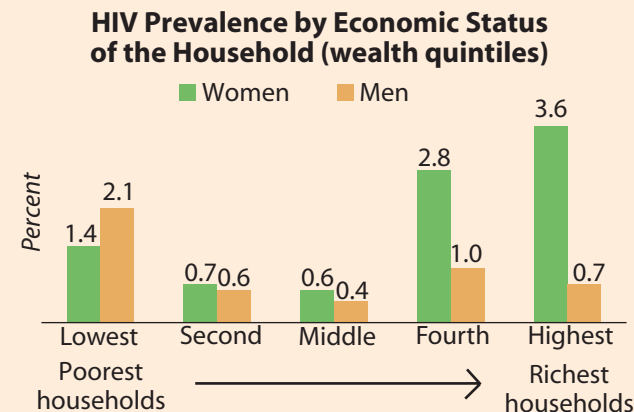
HIV prevalence is highest in Conakry, Labé, N'Zérékoré and Faranah. Prevalence is lowest in Mamou and Kindia.



Women with the highest level of education also have the highest level of HIV infection. The opposite pattern is present among men.



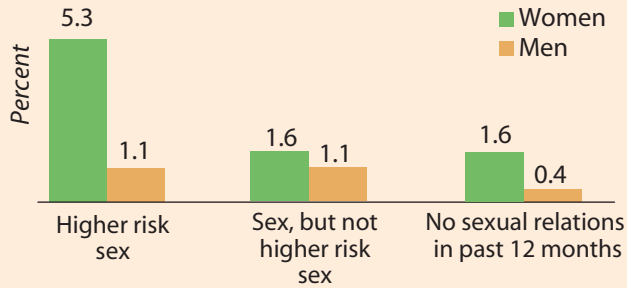
The divorced/separated women, and particularly the widows are more often infected than the married or single women. More than one in seven widows is HIV positive.



For women, HIV prevalence is highest in the wealthiest households. Men's prevalence does not follow the same pattern.

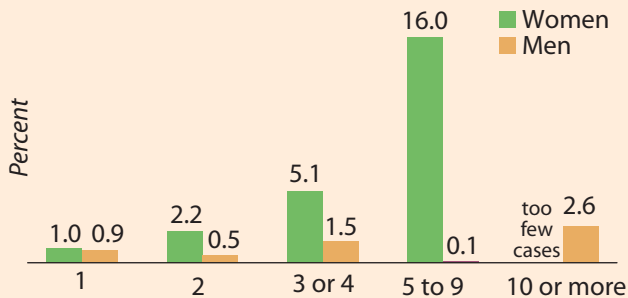


HIV Prevalence and Higher-Risk Sex in past 12 months



HIV prevalence is highest among women who had higher risk sex in the past 12 months.

HIV Prevalence by Lifetime Number of Sexual Partners



HIV prevalence increases with the number of sexual partners, especially among women.

For additional information about the results of the 2005 Guinea Demographic and Health Survey, contact:

In Guinea:

Direction Nationale de la Statistique (DNS)

BP 221

Conakry, Guinea

Telephone: (224) 41-45-67/41-38-36

Fax: (224) 41-30-59

e-mail: dnstat@biasy.net and bnr-stat@biasy.net

In USA:

MEASURE DHS

ORC Macro

11785 Beltsville Drive

Calverton, MD 20705 USA

Telephone: 301-572-0200

Fax: 301-572-0999

www.measuredhs.com

The 2005 Guinea Demographic and Health Survey was conducted by the *Direction Nationale de la Statistique (DNS)* of the *Ministère du Plan*. Technical assistance was provided by ORC Macro. Funding for the survey was provided by the U.S. Agency for International Development (USAID), UNFPA, the World Bank through the, *Projet d'Appui au Programme Multisectoriel de Lutte contre le Sida*, and UNICEF.

Guinea 2005 Demographic and Health Survey



HIV/AIDS

Methodology and response rates:

HIV prevalence data were obtained from fingerstick dried blood spots voluntarily provided by women age 15-49 and men age 15-59 who were interviewed in the 2005 Guinea survey. Of the 7,549 eligible subjects, 91% provided blood spots. Response rates were higher in rural areas than urban areas (94% vs. 84%).

