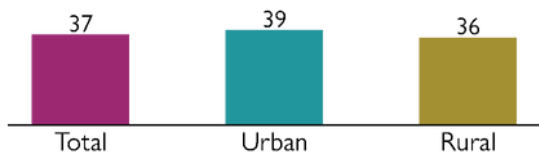




Minimum Acceptable Diet by Residence

Percent of youngest children age 6-23 months living with their mother who received minimum dietary diversity, minimum meal frequency, and minimum milk feeding frequency



For additional information on the results of the 2022 Philippine National Demographic and Health Survey, please contact:

In the Philippines:

Philippine Statistics Authority (PSA)
PSA Complex, East Ave., Diliman, Quezon City
Telephone: (+632)-8938-5267, Fax: (+632)-8376-1995
Email: info@psa.gov.ph, Internet: www.psa.gov.ph.

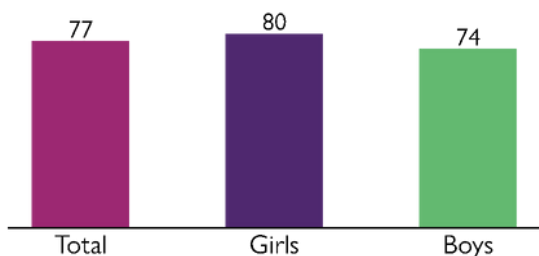
In USA:

The DHS Program
530 Gaither Road, Suite 500; Rockville, MD 20850 USA
Telephone: +1-301-407-6500; Fax: +1-301-407-6501
Email: info@DHSprogram.com; www.DHSprogram.com

2022 Philippine National Demographic and Health Survey (NDHS)

Early Childhood Development Index 2030 by Sex

Percent of children age 24-59 months who are developmentally on track in health, learning, and psychosocial well-being



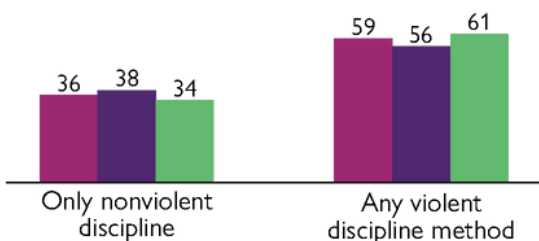
The 2022 Philippine National Demographic and Health Survey (NDHS) was implemented by the Philippine Statistics Authority (PSA). Funding for the 2022 NDHS was provided by the Government of the Philippines, while the provision of handheld tablets for data collection was partially supported by the Commission on Population and Development (POPCOM). ICF provided technical assistance through The DHS Program, which is funded by the United States Agency for International Development (USAID) and provides support and technical assistance in the implementation of population and health surveys in countries worldwide.

Fact Sheet

Child Discipline by Sex

Percent of children age 1-14 by years child disciplining methods experienced in the month before the survey

■ Total ■ Girls ■ Boys



The contents of this fact sheet are the sole responsibility of the Philippine Statistics Authority and ICF and do not necessarily reflect the views of USAID or the United States Government.



USAID
FROM THE AMERICAN PEOPLE



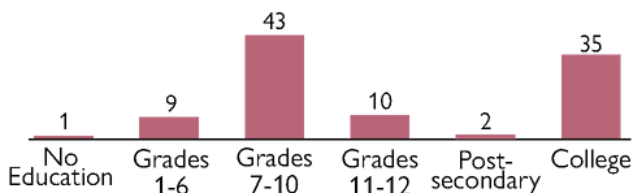
2022 Philippine National Demographic and Health Survey (NDHS)

The 2022 Philippine National Demographic and Health Survey (NDHS) provides data for monitoring the health situation of the population in the Philippines. The 2022 NDHS is the 7th Demographic and Health Survey conducted in the Philippines since 1993. The survey is based on a nationally representative sample. It provides estimates at the national level, for urban and rural areas, and for each of the Philippines' 17 administrative regions.

	Number interviewed	Response rate
Households	30,372	99%
Women 15-49	27,821	98%

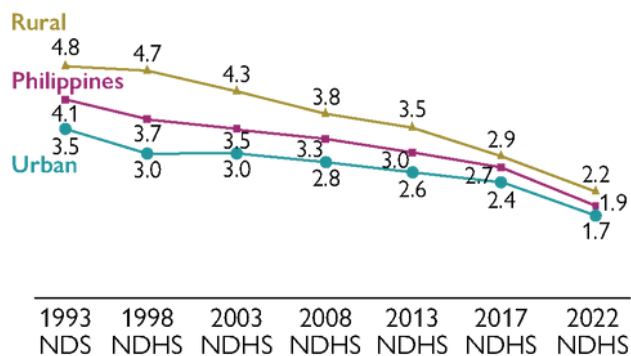
Women's Education

Percent distribution of women age 15-49 years by level of education



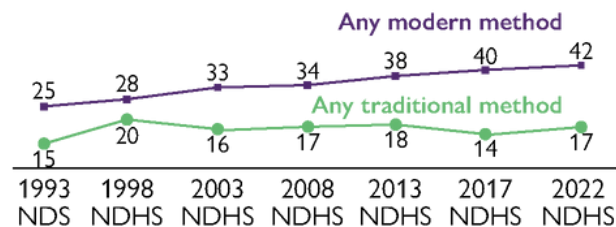
Trends in Total Fertility Rate by Residence

Average number of births per woman for the 3-year period before the survey



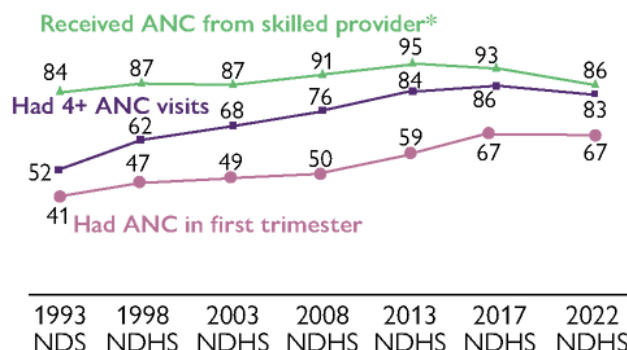
Trends in Family Planning Use

Percent of married women age 15-49 years who are using:



Trends in Antenatal Care (ANC) Coverage

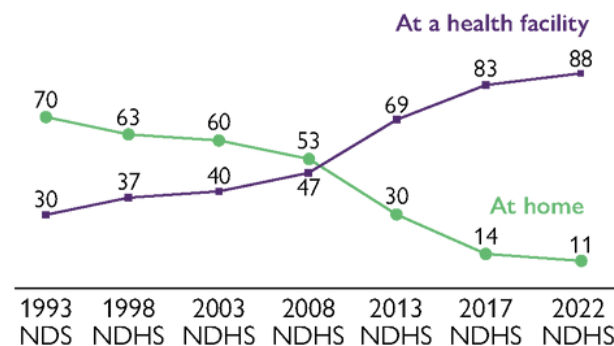
Percent of women age 15-49 years who had a live birth in the 2 years before the survey



*Skilled provider includes doctor, nurse and midwife

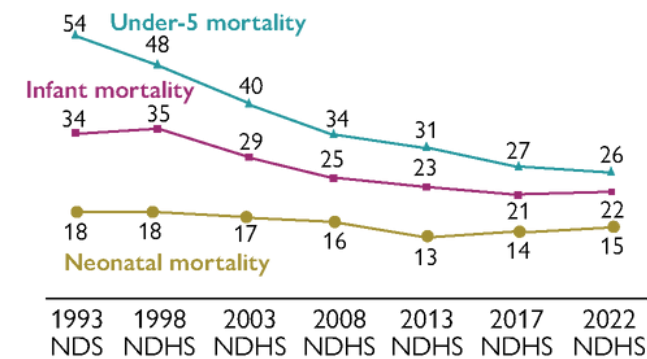
Trends in Place of Birth

Percent of live births in the 2 years before the survey delivered



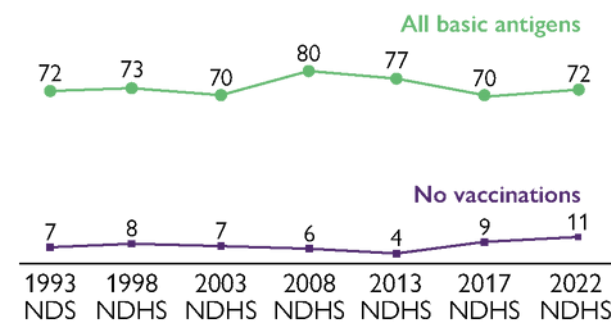
Trends in Childhood Mortality

Deaths per 1,000 live births for the 5-year period before the survey



Trends in Vaccination Coverage

Percent of children age 12-23 months who received:



Trends in Women's Experience of Violence

Percent of women age 15-49 years who experienced:

