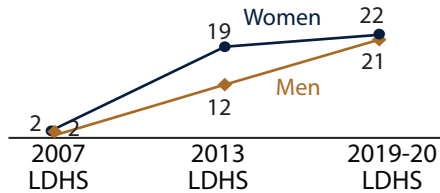


## Trends in Recent HIV Testing

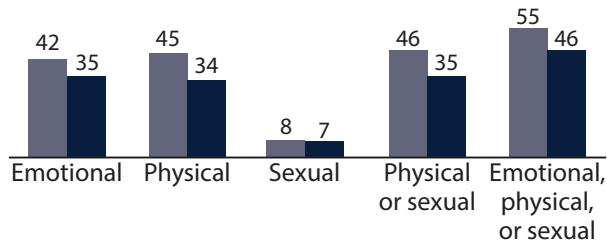
Percentage of women and men age 15-49 who were tested for HIV in the year before the survey and received the results



## Spousal Violence

Percentage of ever-married women who have experienced the following types of spousal violence committed by their current or most recent husband/partner

■ Ever ■ Past 12 months



**38%** of women age 15-49 in Liberia are **circumcised**.

**35%** of women say they are members of the **Sande Society**.



For additional information on the results of the 2019-20 Liberia Demographic and Health Survey, please contact:

### In Liberia:

Liberia Institute of Statistics and Geo-Information Services (LISGIS),  
 Statistics House, Capitol Hill, P.O. Box 629,  
 Monrovia, Liberia;  
 Telephone: +231 886 560 435/+231 770 129 883  
[www.lisgis.net](http://www.lisgis.net)

### In USA:

The DHS Program  
 530 Gaither Road, Suite 500; Rockville, MD 20850 USA  
 Telephone: +1-301-407-6500; Fax: +1-301-407-6501  
 Email: [info@DHSprogram.com](mailto:info@DHSprogram.com);  
[www.DHSprogram.com](http://www.DHSprogram.com)

The 2019-20 LDHS was implemented by the Liberia Institute of Statistics and Geo-Information Services (LISGIS). The funding for the 2019-20 LDHS was provided by the United States Agency for International Development (USAID). Additional funding was provided by the United States Centers for Disease Control and Prevention (CDC), the United Nations Population Fund (UNFPA), the United Nations Children's Fund (UNICEF), the Embassy of Ireland (Irish Aid), the United Nations Development Programme (UNDP), the World Health Organization (WHO), UN Women, and the Global Alliance for Vaccine and Immunization (GAVI). ICF provided technical assistance through The DHS Program. The contents of this fact sheet are the sole responsibility of LISGIS and ICF and do not necessarily reflect the views of USAID, the United States Government, or other donor agencies.



# 2019-20 Demographic and Health Survey

## Fact Sheet



# Liberia

# 2019-20 Liberia Demographic and Health Survey (LDHS)

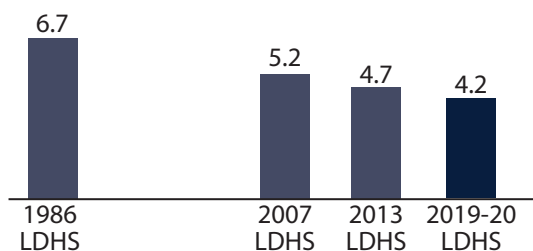
The 2019-20 Liberia Demographic and Health Survey (LDHS) provides data for monitoring the health situation of the population in Liberia. The 2019-20 LDHS is the 5th Demographic and Health Survey conducted in the country. The survey is based on a nationally representative sample. It provides estimates at the national level, for urban and rural areas, for each of the 5 regions, and, for most indicators, for each of the 15 counties.

**Number interviewed**      **Response rate**

<b>Households</b>	9,068	99%
<b>Women 15-49</b>	8,065	96%
<b>Men 15-59</b>	4,249	94%

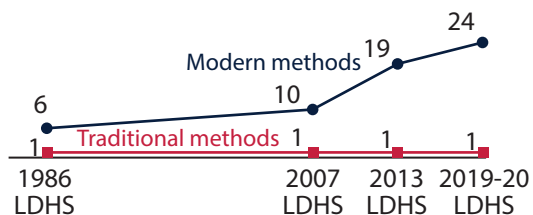
## Trends in Fertility

Births per woman for the 3-year period before the survey



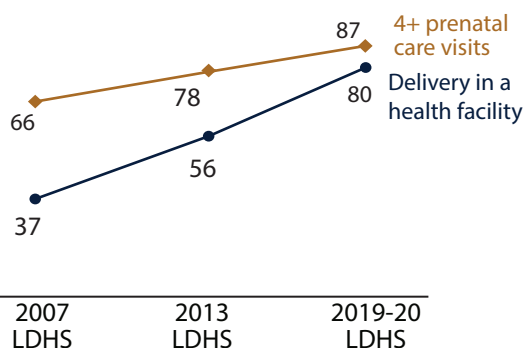
## Trends in Contraceptive Use

Percentage of married women currently using a contraceptive method



## Trends in Maternal Health

Percentage of women age 15-49 who had a live birth in the 5 years before the survey and percentage of live births in the 5 years before the survey

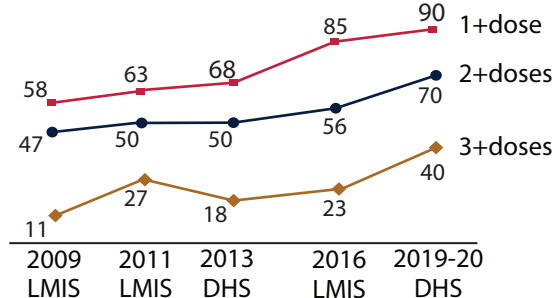


**For every 1,000 live births in Liberia, about 7 women die during pregnancy, childbirth, or within 42 days of delivery.**

(maternal mortality rate of 742 for the 7-year period before the survey, excludes deaths from accidents or violence)

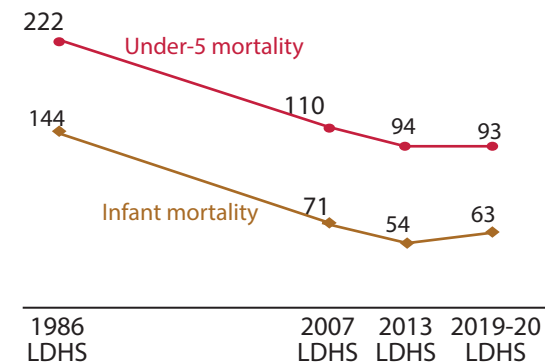
## Trends in IPTp Use By Pregnant Women

Percentage of women with a live birth who received at least 1, 2, or 3 doses of SP/Fansidar



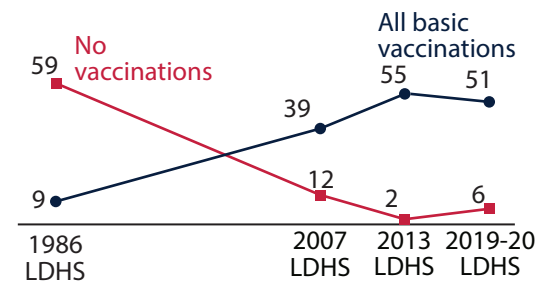
## Trends in Childhood Mortality

Deaths per 1,000 live births for the 5-year period before the survey



## Trends in Vaccination Coverage

Percentage of children age 12-23 months vaccinated at any time before the survey



## Trends in Children's Nutritional Status

Percentage of children under age 5 who are malnourished

