


Kenya



Demographic and
Health Survey

Volume 2

2022



Kenya Demographic and Health Survey 2022

Volume 2

Kenya National Bureau of Statistics
Nairobi, Kenya

Ministry of Health
Nairobi, Kenya

The DHS Program
ICF
Rockville, Maryland, USA

June 2023



BILL & MELINDA
GATES foundation



unicef | for every child



The 2022 Kenya Demographic and Health Survey (2022 KDHS) was implemented by the Kenya National Bureau of Statistics (KNBS) in collaboration with the Ministry of Health (MoH) and other stakeholders. Funding for the survey was provided by the Government of Kenya, the United States Agency for International Development (USAID), the Bill & Melinda Gates Foundation, the World Bank, the United Nations Children's Fund (UNICEF), the United Nations Population Fund (UNFPA), Nutrition International, the World Food Programme (WFP), the United Nations Entity for Gender Equality and the Empowerment of Women (UN Women), the World Health Organization (WHO), the Clinton Health Access Initiative, and the Joint United Nations Programme on HIV/AIDS (UNAIDS). The UN Resident Coordinator office assured the coordination of UN agencies supporting the 2022 KDHS. ICF provided technical assistance through The DHS Program, a USAID-funded project providing support and technical assistance in implementing population and health surveys in countries worldwide.

Additional information about the 2022 KDHS may be obtained from Kenya National Bureau of Statistics (KNBS), P.O. Box 30266-00100, GPO Nairobi, Kenya; telephone: +254-20-3317583, +254-20-2911000/1, +254-20-3317612/22/23/51; email: directorgeneral@knbs.or.ke, info@knbs.or.ke; website: www.knbs.or.ke.

Information about The DHS Program may be obtained from ICF, 530 Gaither Road, Suite 500, Rockville, MD 20850, USA; telephone: +1-301-407-6500; fax: +1-301-407-6501; email: info@DHSprogram.com; internet: www.DHSprogram.com.

The contents of this report are the sole responsibility of KNBS and ICF and do not necessarily reflect the views of USAID, the United States Government, or other donor agencies.

ISBN: 978-9914-49-639-0

Recommended citation:

KNBS and ICF. 2023. *Kenya Demographic and Health Survey 2022: Volume 2*. Nairobi, Kenya, and Rockville, Maryland, USA: KNBS and ICF.

CONTENTS

TABLES AND FIGURE	v
APPENDIX A SAMPLE DESIGN	1
A.1 Introduction	1
A.2 Sample Frame	1
A.3 Sample Design and Implementation	4
A.4 Sample Probabilities and Sampling Weights	8
A.5 Survey Implementation Results	9
APPENDIX B ESTIMATES OF SAMPLING ERRORS	15
APPENDIX C DATA QUALITY TABLES.....	121
APPENDIX D PERSONS INVOLVED IN THE 2022 KENYA DEMOGRAPHIC AND HEALTH SURVEY	145
APPENDIX E QUESTIONNAIRES	155

TABLES AND FIGURE

APPENDIX A	SAMPLE DESIGN	1
Table A.1	Population and household distribution.....	2
Table A.2	Distribution of enumeration areas.....	3
Table A.3	Sample allocation of clusters and households by county.....	5
Table A.4	Expected number of women 15–49 and men 15–54 interviewed.....	7
Table A.5	Sample implementation: Women.....	10
Table A.6	Sample implementation: Men.....	12
Figure A.1	Spatial Distribution of Cluster Sample.....	6
APPENDIX B	ESTIMATES OF SAMPLING ERRORS	15
Table B.1	List of selected variables for sampling errors, Kenya 2022.....	17
Table B.2	Sampling errors: Total sample, Kenya 2022.....	20
Table B.3	Sampling errors: Urban sample, Kenya 2022.....	22
Table B.4	Sampling errors: Rural sample, Kenya 2022.....	24
Table B.5	Sampling errors: Mombasa sample, Kenya 2022.....	26
Table B.6	Sampling errors: Kwale sample, Kenya 2022.....	28
Table B.7	Sampling errors: Kilifi sample, Kenya 2022.....	30
Table B.8	Sampling errors: Tana River sample, Kenya 2022.....	32
Table B.9	Sampling errors: Lamu sample, Kenya 2022.....	34
Table B.10	Sampling errors: Taita Taveta sample, Kenya 2022.....	36
Table B.11	Sampling errors: Garissa sample, Kenya 2022.....	38
Table B.12	Sampling errors: Wajir sample, Kenya 2022.....	40
Table B.13	Sampling errors: Mandera sample, Kenya 2022.....	42
Table B.14	Sampling errors: Marsabit sample, Kenya 2022.....	44
Table B.15	Sampling errors: Isiolo sample, Kenya 2022.....	46
Table B.16	Sampling errors: Meru sample, Kenya 2022.....	48
Table B.17	Sampling errors: Tharaka-Nithi sample, Kenya 2022.....	50
Table B.18	Sampling errors: Embu sample, Kenya 2022.....	52
Table B.19	Sampling errors: Kitui sample, Kenya 2022.....	54
Table B.20	Sampling errors: Machakos sample, Kenya 2022.....	56
Table B.21	Sampling errors: Makueni sample, Kenya 2022.....	58
Table B.22	Sampling errors: Nyandarua sample, Kenya 2022.....	60
Table B.23	Sampling errors: Nyeri sample, Kenya 2022.....	62
Table B.24	Sampling errors: Kirinyaga sample, Kenya 2022.....	64
Table B.25	Sampling errors: Murang'a sample, Kenya 2022.....	66
Table B.26	Sampling errors: Kiambu sample, Kenya 2022.....	68
Table B.27	Sampling errors: Turkana sample, Kenya 2022.....	70
Table B.28	Sampling errors: West Pokot sample, Kenya 2022.....	72
Table B.29	Sampling errors: Samburu sample, Kenya 2022.....	74
Table B.30	Sampling errors: Trans Nzoia sample, Kenya 2022.....	76
Table B.31	Sampling errors: Uasin Gishu sample, Kenya 2022.....	78
Table B.32	Sampling errors: Elgeyo-Marakwet sample, Kenya 2022.....	80
Table B.33	Sampling errors: Nandi sample, Kenya 2022.....	82
Table B.34	Sampling errors: Baringo sample, Kenya 2022.....	84
Table B.35	Sampling errors: Laikipia sample, Kenya 2022.....	86
Table B.36	Sampling errors: Nakuru sample, Kenya 2022.....	88

Table B.37	Sampling errors: Narok sample, Kenya 2022	90
Table B.38	Sampling errors: Kajiado sample, Kenya 2022	92
Table B.39	Sampling errors: Kericho sample, Kenya 2022	94
Table B.40	Sampling errors: Bomet sample, Kenya 2022	96
Table B.41	Sampling errors: Kakamega sample, Kenya 2022	98
Table B.42	Sampling errors: Vihiga sample, Kenya 2022	100
Table B.43	Sampling errors: Bungoma sample, Kenya 2022	102
Table B.44	Sampling errors: Busia sample, Kenya 2022	104
Table B.45	Sampling errors: Siaya sample, Kenya 2022	106
Table B.46	Sampling errors: Kisumu sample, Kenya 2022	108
Table B.47	Sampling errors: Homa Bay sample, Kenya 2022	110
Table B.48	Sampling errors: Migori sample, Kenya 2022	112
Table B.49	Sampling errors: Kisii sample, Kenya 2022	114
Table B.50	Sampling errors: Nyamira sample, Kenya 2022	116
Table B.51	Sampling errors: Nairobi sample, Kenya 2022	118
APPENDIX C	DATA QUALITY TABLES.....	121
Table C.1	Household age distribution	121
Table C.2.1	Age distribution of eligible and interviewed women.....	122
Table C.2.2	Age distribution of eligible and interviewed men	122
Table C.3	Age displacement at ages 14/15	123
Table C.4	Age displacement at ages 49/50	125
Table C.5	Pregnancy outcomes by years preceding the survey	127
Table C.6	Completeness of reporting.....	127
Table C.7	Standardisation exercise results from anthropometry training	128
Table C.8	Height and weight data completeness and quality for children	129
Table C.9	Height measurements from random subsample of measured children	132
Table C.10	Interference in height and weight measurements of children	134
Table C.11	Interference in height and weight measurements of women and men	136
Table C.12	Heaping in anthropometric measurements for children (digit preference)	138
Table C.13	Observation of mosquito nets	139
Table C.14	Observation of handwashing facility	140
Table C.15	School attendance by single year of age	141
Table C.16	Vaccination cards photographed.....	142
Table C.17	Number of enumeration areas completed by month and region	143

A.1 INTRODUCTION

This section will include a description of the objectives of the survey, the overall sample size, survey domains, and a description of any sub-samples used. The 2022 Kenya Demographic and Health Surveys (KDHS) is the 7th survey of its kind to be carried out in Kenya. Previous Demographic and Health Surveys were implemented in 1989, 1993, 1998, 2003 and 2008–09 and 2014. The primary objective of 2022 KDHS is to provide up-to-date estimates of basic socio-demographic, nutrition and health indicators. Specifically, the 2022 KDHS collected information on fertility levels and contraceptive prevalence; childhood mortality; maternal and child health; Early Childhood Development Index (ECDI); anthropometric measures for children, women and men; children's nutrition; woman's dietary diversity; knowledge and behaviour related to transmission of HIV and other sexually transmitted diseases; non-communicable diseases and other health issues; extent and pattern of domestic violence; and female genital cutting.

To achieve this, a nationally representative sample of 42,300 households was selected for the survey. All women age 15–49 who were usual residents of the selected households or who slept in the households the night before the survey were eligible for interviews. In addition, in half of the household sample, all men age 15–54 who were usual residents of the selected households or who slept in the households the night before the survey were eligible for individual interviews. Also in this sub-sample, anthropometry (weight and height measurement) was taken for all eligible men, women and all children under five years. Anthropometry for children was also taken in the other half of the household sample. In three-quarters of the household sample, a domestic violence module was administered to one randomly selected eligible woman per household while in the other quarter of the household sample, a domestic violence module was administered to one randomly selected eligible man per household.

The 2022 KDHS was designed to provide reliable estimates at the national level, for rural and urban areas separately, and, for some indicators, at the county level for all the 47 counties.

A.2 SAMPLE FRAME

The sample for the 2022 KDHS was drawn from the Kenya Household Master Sample Frame (K-HMSF). This is the frame that Kenya National Bureau of Statistics (KNBS) currently operates to conduct household-based sample surveys in Kenya. The frame is based on the 2019 Kenya Population and Housing Census (KPHC) data where a total of 129,067 Enumeration Areas (EAs) were developed. Of these EAs, 10,000 were selected with probability proportional to size to create the K-HMSF. The 10,000 EAs were randomised into four equal subsamples. A survey can utilise a sub-sample or a combination of sub-samples based on the sample size requirements. The 2022 KDHS sample was drawn from subsample one of the frame. The Constitution of Kenya, 2010, established a devolved system of government where Kenya is divided into 47 counties. To design the frame, each of the 47 counties in Kenya was stratified into rural and urban strata, resulting in 92 strata since Nairobi City and Mombasa counties are purely urban.

Kenya undertook a Population and Housing Census in 2019, where a total of 12,040,701 households were realised. **Table A.1** shows the distribution of the households and population by county and type of residence based on the 2019 Census data. The majority (61%) of the households are in rural areas while 39% of households are in urban areas, with counties of Nairobi and Mombasa being purely urban. The share of households in a county relative to total household population in Kenya varies from 0.3% in Lamu County to 9.2% in Nairobi City County.

Table A.1 Population and household distribution

Distribution of population and households by county and type of residence

County	Population			Number of households			Share of households to total number of household	Share of county that is urban
	Total	Rural	Urban	Total	Rural	Urban		
Mombasa	1,188,639	na	1,188,639	376,212	na	376,212	2.5	100.0
Kwale	858,263	735,530	122,733	172,767	135,863	36,904	1.8	14.3
Kilifi	1,440,289	1,052,712	387,577	297,935	185,363	112,572	3.1	26.9
Tana River	313,384	236,481	76,903	66,964	47,210	19,754	0.7	24.5
Lamu	138,148	100,099	38,049	34,223	23,909	10,314	0.3	27.5
Taita-Taveta	333,643	242,667	90,976	94,453	65,005	29,448	0.7	27.3
Garissa	832,910	625,228	207,682	138,917	101,992	36,925	1.8	24.9
Wajir	774,213	599,554	174,659	126,874	96,880	29,994	1.6	22.6
Mandera	860,132	594,542	265,590	123,935	84,711	39,224	1.8	30.9
Marsabit	446,157	341,625	104,532	76,669	56,445	20,224	0.9	23.4
Isiolo	263,105	138,848	124,257	53,206	25,348	27,858	0.6	47.2
Meru	1,532,938	1,398,935	134,003	423,848	373,233	50,615	3.3	8.7
Tharaka-Nithi	390,825	358,966	31,859	109,425	97,594	11,831	0.8	8.2
Embu	604,407	531,232	73,175	182,413	154,290	28,123	1.3	12.1
Kitui	1,128,899	1,077,561	51,338	261,787	242,581	19,206	2.4	4.5
Machakos	1,410,901	1,002,760	408,141	399,453	256,789	142,664	3.0	28.9
Makueni	976,222	905,404	70,818	243,948	217,026	26,922	2.1	7.3
Nyandarua	634,486	568,540	65,946	178,205	154,989	23,216	1.3	10.4
Nyeri	749,170	604,757	144,413	244,542	189,078	55,464	1.6	19.3
Kirinyaga	604,986	472,185	132,801	203,554	154,238	49,316	1.3	22.0
Murang'a	1,052,386	936,014	116,372	317,459	276,003	41,456	2.2	11.1
Kiambu	2,399,479	708,414	1,691,065	792,147	207,522	584,625	5.1	70.5
Turkana	919,826	781,918	137,908	162,567	132,583	29,984	2.0	15.0
West Pokot	618,341	587,431	30,910	115,738	107,145	8,593	1.3	5.0
Samburu	305,987	260,478	45,509	63,947	51,454	12,493	0.6	14.9
Trans Nzoia	984,462	809,352	175,110	222,967	173,565	49,402	2.1	17.8
Uasin Gishu	1,148,713	647,990	500,723	301,065	139,935	161,130	2.4	43.6
Elgeyo-Marakwet	452,613	432,410	20,203	99,104	93,009	6,095	1.0	4.5
Nandi	883,188	825,109	58,079	199,024	180,495	18,529	1.9	6.6
Baringo	662,087	588,333	73,754	141,867	119,355	22,512	1.4	11.1
Laikipia	510,356	388,618	121,738	145,764	103,013	42,751	1.1	23.9
Nakuru	2,124,581	1,104,869	1,019,712	598,156	269,498	328,658	4.5	48.0
Narok	1,146,240	1,048,539	97,701	238,071	206,255	31,816	2.4	8.5
Kajiado	1,104,068	489,663	614,405	313,130	106,510	206,620	2.3	55.6
Kericho	896,591	806,695	89,896	205,890	175,089	30,801	1.9	10.0
Bomet	872,553	846,721	25,832	187,217	177,874	9,343	1.9	3.0
Kakamega	1,860,113	1,678,502	181,611	432,191	377,522	54,669	3.9	9.8
Vihiga	587,039	529,433	57,606	143,265	127,378	15,887	1.2	9.8
Bungoma	1,662,696	1,476,329	186,367	357,687	307,128	50,559	3.5	11.2
Busia	886,588	777,915	108,673	197,921	167,171	30,750	1.9	12.3
Siaya	988,118	904,706	83,412	249,279	224,358	24,921	2.1	8.4
Kisumu	1,140,672	711,265	429,407	296,766	168,767	127,999	2.4	37.6
Homabay	1,124,025	1,014,692	109,333	260,262	229,154	31,108	2.4	9.7
Migori	1,106,776	943,024	163,752	238,078	195,326	42,752	2.3	14.8
Kisii	1,259,608	1,112,307	147,301	307,224	261,359	45,865	2.7	11.7
Nyamira	602,859	553,576	49,283	150,489	136,583	13,906	1.3	8.2
Nairobi City	4,323,552	na	4,323,552	1,494,096	na	1,494,096	9.2	100.0
Kenya	47,105,234	32,551,929	14,553,305	12,040,701	7,376,595	4,664,106	100.0	na

Source: 2019 Kenya Population and Housing Census
na = Not applicable

Table A.2 indicates the distribution of Enumeration Areas (EAs) developed for the 2019 Kenya Population and Housing Census (KPHC) and the number of EAs in the Kenya Household Master Sample Frame (K-HMSF). In total, 128,239 EAs were developed for the census out of which 79,115 were rural EAs while 49,124 were urban EAs. There are 5,688 rural EAs and 4,312 urban EAs in the K-HMSF which was the sampling frame used for the 2022 KDHS.

Table A.2 Distribution of enumeration areas

Distribution of enumeration areas by county and type of residence

County	Total number of enumeration areas			Number of enumeration areas in the K-HMSF		
	Total	Rural	Urban	Total	Rural	Urban
Mombasa	4,031	na	4,031	220	na	220
Kwale	1,827	1,462	365	208	124	84
Kilifi	3,112	1,971	1,141	208	108	100
Tana River	833	607	226	220	124	96
Lamu	349	250	99	208	120	88
Taita-Taveta	1,009	710	299	200	112	88
Garissa	1,312	871	441	220	128	92
Wajir	1,297	977	320	220	128	92
Mandera	1,287	901	386	220	124	96
Marsabit	866	651	215	208	120	88
Isiolo	505	232	273	208	104	104
Meru	4,263	3,771	492	228	148	80
Tharaka-Nithi	1,234	1,109	125	200	132	68
Embu	1,818	1,555	263	200	128	72
Kitui	3,731	3,507	224	208	140	68
Machakos	4,133	2,720	1,413	208	112	96
Makueni	2,778	2,481	297	208	136	72
Nyandarua	1,879	1,637	242	200	128	72
Nyeri	2,520	1,960	560	208	124	84
Kirinyaga	1,947	1,490	457	208	120	88
Murang'a	3,199	2,793	406	208	132	76
Kiambu	8,097	2,085	6,012	240	100	140
Turkana	1,694	1,343	351	208	128	80
West Pokot	1,581	1,486	95	208	140	68
Samburu	697	559	138	200	120	80
Trans Nzoia	2,233	1,770	463	208	124	84
Uasin Gishu	3,355	1,492	1,863	232	112	120
Elgeyo-Marakwet	1,163	1,089	74	200	140	60
Nandi	2,094	1,893	201	208	140	68
Baringo	1,897	1,606	291	212	132	80
Laikipia	1,552	1,076	476	208	116	92
Nakuru	6,134	2,703	3,431	236	116	120
Narok	2,620	2,245	375	200	128	72
Kajiado	3,366	1,094	2,272	200	92	108
Kericho	2,165	1,829	336	208	132	76
Bomet	1,933	1,818	115	208	148	60
Kakamega	4,605	3,963	642	212	136	76
Vihiga	1,401	1,241	160	200	132	68
Bungoma	3,732	3,175	557	212	136	76
Busia	2,063	1,727	336	208	128	80
Siaya	2,676	2,396	280	208	136	72
Kisumu	2,933	1,711	1,222	220	116	104
Homabay	2,888	2,526	362	208	136	72
Migori	2,585	2,124	461	208	128	80
Kisii	3,526	2,968	558	224	140	84
Nyamira	1,698	1,541	157	208	140	68
Nairobi City	15,621	na	15,621	300	na	300
Kenya	128,239	79,115	49,124	10,000	5,688	4,312

Source: 2019 Kenya Population and Housing Census
na = Not applicable

A.3 SAMPLE DESIGN AND IMPLEMENTATION

The 2022 KDHS employed a two-stage stratified sample design whereby, in the first stage, 1,692 clusters were selected from the K-HMSF using Equal Probability Systematic Sampling Method (EPSSM). The clusters were selected independently in each sampling stratum. Household listing was carried out in all of the selected clusters, and the resultant list of households served as a sampling frame for the second stage of selection, where 25 households were selected from each cluster. However, after the household listing procedure, it was found that some clusters had less than 25 households; hence, all of the households from these clusters were selected into the sample. This resulted in 42,022 households being sampled for the 2022 KDHS. Interviews were conducted only in the pre-selected households and clusters; no replacement of the pre-selected units was allowed during the survey data collection stages.

Household listing was done using Computer Assisted Personal Interviews (CAPI) and data transmitted to a central server for processing. During the listing exercise, geo-data was collected to assist in identification of the selected households. All the census EAs were standardised to have a Measure of Size (MoS) defined as an average of 100 households with a lower limit of 50 households and an upper limit of 149 households. Large EAs with more than 149 households were standardised by segmenting them into nearly equal-sized segments and one segment was randomly selected and listed to form the cluster. There was no merging of EAs that had less than 50 households. The listing exercise utilised interactive maps which ensured that, in every EA, all the households were listed within the EA boundaries.

Table A.3 shows the distribution of sampled clusters and households by County and type of residence while **Figure A.1** shows the spatial distribution of the cluster sample for the 2022 KDHS. **Table A.4** shows the distribution of the expected number of completed interviews with women age 15–49 and men 15–49 by residence for each of the 47 counties. To ensure that the survey precision is comparable across counties, a power allocation was used to allocate the sample to each sampling stratum. The survey sample size was computed at 42,300 conventional households, 16,650 in urban areas and 25,650 in rural areas. The sample was expected to result in approximately 33,137 completed interviews with women age 15–49 and about 14,818 completed interviews with men age 15–54. The expected number of completed interviews were estimated based on the findings of the 2014 KDHS on an average number of eligible men and women per household and questionnaire completion rates for the household and individual questionnaires.

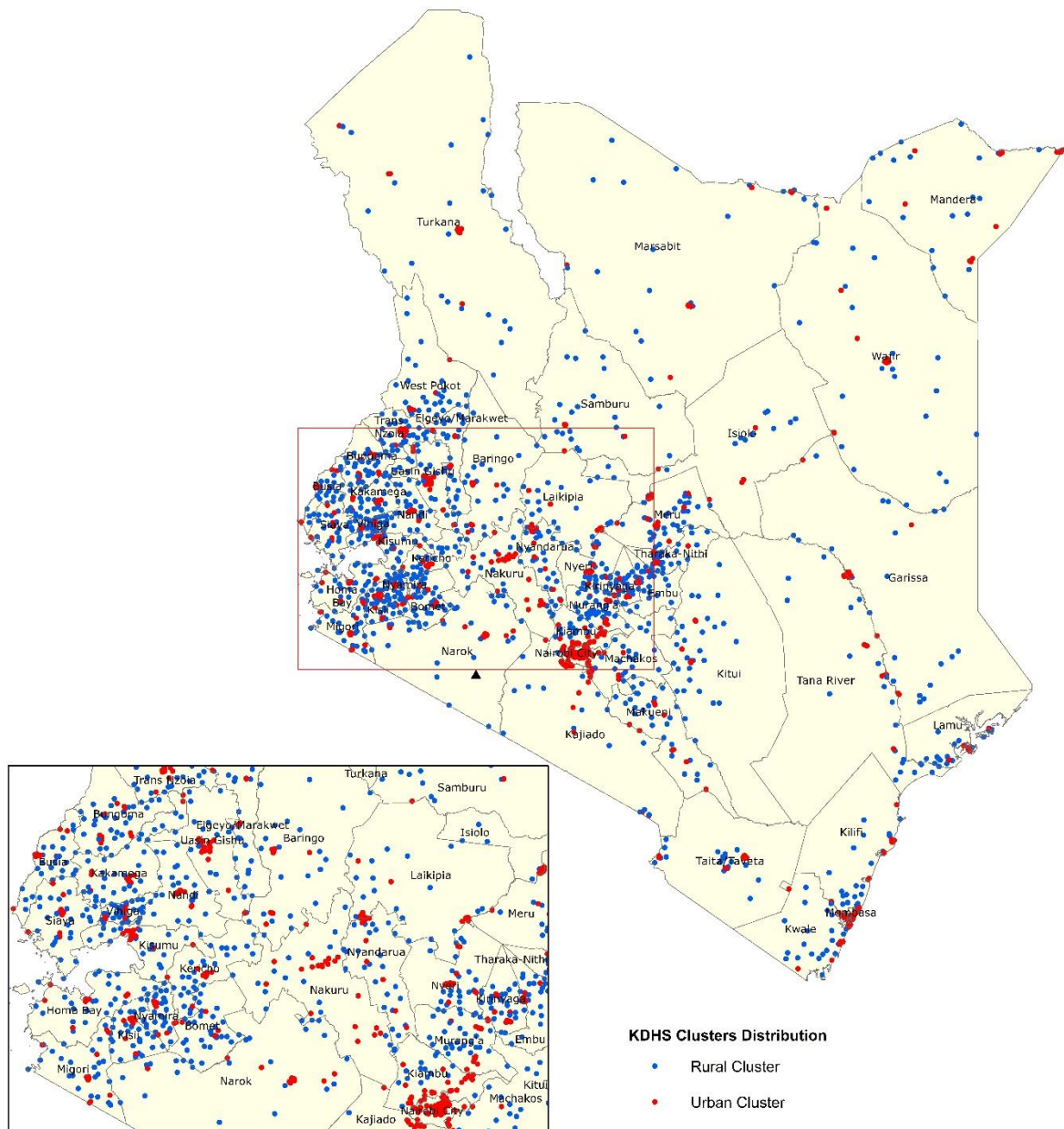
Table A.3 Sample allocation of clusters and households by county

Sample allocation of clusters and households by county and residence

County	Allocation of EA			Allocation of household		
	Urban	Rural	Total	Urban	Rural	Total
Mombasa	39	na	39	975	na	975
Kwale	12	22	34	300	550	850
Kilifi	17	20	37	425	500	925
Tana River	13	20	33	325	500	825
Lamu	13	19	32	325	475	800
Taita-Taveta	14	19	33	350	475	825
Garissa	13	21	34	325	525	850
Wajir	13	21	34	325	525	850
Mandera	14	20	34	350	500	850
Marsabit	13	20	33	325	500	825
Isiolo	17	16	33	425	400	825
Meru	11	27	38	275	675	950
Tharaka-Nithi	9	24	33	225	600	825
Embu	11	24	35	275	600	875
Kitui	8	28	36	200	700	900
Machakos	17	21	38	425	525	950
Makueni	10	26	36	250	650	900
Nyandarua	10	25	35	250	625	875
Nyeri	13	23	36	325	575	900
Kirinyaga	13	22	35	325	550	875
Murang'A	11	26	37	275	650	925
Kiambu	27	15	42	675	375	1,050
Turkana	12	23	35	300	575	875
West Pokot	8	26	34	200	650	850
Samburu	11	22	33	275	550	825
Trans Nzoia	13	23	36	325	575	900
Uasin Gishu	20	17	37	500	425	925
Elgeyo-Marakwet	7	26	33	175	650	825
Nandi	9	26	35	225	650	875
Baringo	11	23	34	275	575	850
Laikipia	14	20	34	350	500	850
Nakuru	22	18	40	550	450	1,000
Narok	11	25	36	275	625	900
Kajiado	23	15	38	575	375	950
Kericho	11	25	36	275	625	900
Bomet	7	28	35	175	700	875
Kakamega	11	27	38	275	675	950
Vihiga	9	25	34	225	625	850
Bungoma	11	26	37	275	650	925
Busia	11	24	35	275	600	875
Siaya	9	27	36	225	675	900
Kisumu	18	19	37	450	475	925
Homa Bay	10	26	36	250	650	900
Migori	12	24	36	300	600	900
Kisii	11	26	37	275	650	925
Nyamira	9	26	35	225	650	875
Nairobi City	58	na	58	1,450	na	1,450
Kenya	666	1,026	1,692	16,650	25,650	42,300

na = Not applicable

Figure A.1 Spatial Distribution of Cluster Sample



The boundaries used in this map are not an authority on administrative units

Table A.4 Expected number of women 15–49 and men 15–54 interviewed

Sample allocation of expected number of completed interviews for women and men by county and residence

County	Women 15–49			Men 15–54		
	Urban	Rural	Total	Urban	Rural	Total
Mombasa	734	-	734	337	-	337
Kwale	226	441	667	104	194	298
Kilifi	320	401	721	147	177	324
Tana River	244	401	645	112	177	289
Lamu	244	381	625	112	167	279
Taita-Taveta	265	381	646	121	167	288
Garissa	244	421	665	112	186	298
Wajir	244	421	665	112	186	298
Mandera	265	401	666	121	177	298
Marsabit	244	401	645	112	177	289
Isiolo	320	321	641	147	141	288
Meru	207	542	749	95	238	333
Tharaka-Nithi	170	482	652	78	212	290
Embu	207	482	689	95	212	307
Kitui	151	562	713	69	247	316
Machakos	320	421	741	147	186	333
Makueni	189	522	711	87	230	317
Nyandarua	189	502	691	87	221	308
Nyeri	244	462	706	112	203	315
Kirinyaga	244	441	685	112	194	306
Murang'A	207	522	729	95	230	325
Kiambu	509	301	810	234	132	366
Turkana	226	462	688	104	203	307
West Pokot	151	522	673	69	230	299
Samburu	207	441	648	95	194	289
Trans Nzoia	244	462	706	112	203	315
Uasin Gishu	377	341	718	173	150	323
Elgeyo-Marakwet	132	522	654	61	230	291
Nandi	170	522	692	78	230	308
Baringo	207	462	669	95	203	298
Laikipia	265	401	666	121	177	298
Nakuru	414	362	776	190	158	348
Narok	207	502	709	95	221	316
Kajiado	434	301	735	199	132	331
Kericho	207	502	709	95	221	316
Bomet	132	562	694	61	247	308
Kakamega	207	542	749	95	238	333
Vihiga	170	502	672	78	221	299
Bungoma	207	522	729	95	230	325
Busia	207	482	689	95	212	307
Siaya	170	542	712	78	238	316
Kisumu	339	381	720	155	167	322
Homa Bay	189	522	711	87	230	317
Migori	226	482	708	104	212	316
Kisii	207	522	729	95	230	325
Nyamira	170	522	692	78	230	308
Nairobi City	1,093		1,093	501		501
Kenya	12,545	20,592	33,137	5,757	9,061	14,818

*Men surveyed in 13 HH per cluster

A.4 SAMPLE PROBABILITIES AND SAMPLING WEIGHTS

Due to the nonproportional allocation of the sample across the different strata and the nonresponse, sampling weights must be used in all analyses using the 2022 KDHS data to ensure that survey results are representative at both the national and at the county level. Since the 2022 KDHS sample is a two-stage stratified cluster sample selected from the master sample, which resulted the sample for 2022 KDHS being a stratified sample of two-phase and two-stage, sampling weights were calculated based on sampling probabilities for each sampling phase and stage and for each cluster where:

- P_{0hi} : first phase and first stage sampling probability of the i^{th} EA in stratum h in the selection of the master sample
- P_{1hi} : the second phase sampling probability of the i^{th} cluster in stratum h from the master sample, and
- P_{2hi} : the second-stage sampling probability within the i^{th} cluster (households).

At the first phase, sample EAs of the master sample were selected with a stratified probability proportional to size (PPS) procedure. Let a_h be the number of EAs selected in stratum h , M_{hi} the measure of size (number of households) of the i^{th} EA according to the sampling frame, and $\sum M_{hi}$ the total measure of size (total number of households) in the stratum h . The probability of selecting the i^{th} EA in the master sample in the first phase and first stage is calculated as follows:

$$P_{0hi} = \frac{a_h M_{hi}}{\sum M_{hi}}$$

Let b_h be the number of EAs selected for 2022 KDHS in the second phase in stratum h of the master sample. Then the probability of selecting EA i in the sample is:

$$P_{1hi} = \frac{b_h}{a_h}$$

Let L_{hi} be the number of households listed in the household listing operation in the cluster i in stratum h , let g_{hi} be the number of households selected in the cluster. The second stage's selection probability for each household in the cluster is calculated as follows:

$$P_{2hi} = \frac{g_{hi}}{L_{hi}}$$

The overall selection probability of each household in cluster i of stratum h in 2022 KDHS is therefore the production of the selection probabilities:

$$P_{hi} = P_{0hi} \times P_{1hi} \times P_{2hi} = \frac{b_h M_{hi}}{\sum M_{hi}} \times \frac{g_{hi}}{L_{hi}}$$

The design weight for each household in cluster i of stratum h is the inverse of its overall selection probability:

$$W_{hi} = 1 / P_{hi}$$

A spreadsheet containing all sampling parameters and selection probabilities was prepared to help calculate the design weights. Design weights were adjusted for household nonresponse and individual nonresponse to obtain the sampling weights for households and for women. Nonresponse is adjusted at the sampling stratum level. For the household sampling weight, the household design weight is multiplied by

the inverse of the household response rate, by stratum. For the women's individual sampling weight, the household sampling weight is multiplied by the inverse of the women's individual response rate, by stratum. After adjusting for nonresponse, the sampling weights are normalised to get the final standard weights that appear in the data files. The normalisation process is aimed at obtaining a total number of unweighted cases equal to the total number of weighted cases using normalised weights at the national level, for the total number of households and for women. Normalisation is done by multiplying the sampling weight by the estimated total sampling fraction obtained from the survey for the household weight and for the individual woman's weight and men's weight, respectively. The normalised weights are relative weights that are valid for estimating means proportions, ratios, and rates, but they are not valid for estimation population totals and nor for pooled data for any analysis.

A.5 SURVEY IMPLEMENTATION RESULTS

Table A.5 and **Table A.6** present the survey results and the response rates for women and men surveys, respectively, by urban, rural and by counties. The male subsample constituted half of the households selected for the survey.

Table A.5 Sample implementation: Women

Percent distribution of households and eligible women age 15–49 by results of the household and individual interviews, and household, eligible women and overall women response rates, according to residence and province (unweighted), Kenya DHS 2022

Result	Selected households									Eligible women											Number of women	Eligible women response rate (EWRR) ²	Overall women response rate (OWRR) ³
	Completed (C)	Household present but no competent respondent at home (HP)	Postponed (P)	Refused (R)	Dwelling not found (DNF)	Household absent (HA)	Dwelling vacant/address not a dwelling (DV)	Dwelling destroyed (DD)	Other (O)	Total	Number of sampled households	Household response rate (HRR) ¹	Completed (EWC)	Not at home (EWNH)	Postponed (EWP)	Refused (EWR)	Partly completed (EWPC)	Incapacitated (EWI)	Other (EWO)	Total			
Residence																							
Urban	86.3	1.8	0.0	1.3	0.2	4.0	6.0	0.4	0.0	100.0	16,610	96.4	94.3	4.1	0.0	0.9	0.1	0.5	0.1	100.0	13,129	94.3	90.9
Rural	92.8	0.9	0.0	0.2	0.0	3.0	2.6	0.5	0.0	100.0	25,412	98.8	95.3	3.5	0.0	0.2	0.1	0.8	0.2	100.0	20,750	95.3	94.2
County																							
Mombasa	87.0	0.1	0.0	1.1	0.2	2.8	8.6	0.2	0.0	100.0	975	98.4	96.8	1.6	0.0	1.0	0.0	0.6	0.0	100.0	774	96.8	95.2
Kwale	89.3	1.1	0.0	0.7	0.1	4.5	4.2	0.1	0.0	100.0	850	97.9	94.0	4.8	0.0	0.4	0.0	0.7	0.1	100.0	756	94.0	92.1
Kilifi	90.3	3.1	0.0	0.1	0.0	3.8	2.5	0.2	0.0	100.0	925	96.5	93.7	5.6	0.0	0.0	0.0	0.5	0.3	100.0	792	93.7	90.4
Tana River	93.6	0.6	0.0	0.4	0.0	2.8	1.6	1.1	0.0	100.0	825	99.0	96.8	2.7	0.2	0.0	0.0	0.2	0.2	100.0	662	96.8	95.8
Lamu	86.8	0.9	0.1	0.5	0.4	5.3	5.6	0.5	0.0	100.0	800	97.9	94.7	4.8	0.0	0.1	0.0	0.4	0.0	100.0	713	94.7	92.7
Taita/Taveta	87.4	4.0	0.0	0.6	0.5	4.1	3.0	0.2	0.1	100.0	824	94.5	89.3	9.1	0.0	0.4	0.2	1.1	0.0	100.0	541	89.3	84.4
Garissa	88.0	0.4	0.0	1.2	0.0	7.0	2.7	0.8	0.0	100.0	747	98.2	94.7	4.0	0.0	0.6	0.0	0.6	0.1	100.0	677	94.7	93.0
Wajir	81.8	2.3	0.0	0.3	0.3	3.3	10.1	1.8	0.1	100.0	780	96.7	94.1	4.3	0.0	0.3	0.0	1.4	0.0	100.0	792	94.1	90.9
Mandera	90.0	0.5	0.0	0.1	0.0	6.6	2.1	0.7	0.0	100.0	807	99.3	95.4	3.6	0.0	0.0	0.0	0.7	0.4	100.0	758	95.4	94.7
Marsabit	88.4	0.9	0.1	0.3	0.1	5.1	5.1	0.0	0.0	100.0	800	98.5	93.9	4.6	0.0	0.7	0.0	0.7	0.2	100.0	570	93.9	92.4
Isiolo	87.9	0.7	0.0	0.5	0.2	5.5	5.1	0.1	0.0	100.0	825	98.4	93.1	1.8	0.0	0.7	0.0	2.8	1.5	100.0	669	93.1	91.6
Meru	89.5	1.9	0.0	0.6	0.0	2.8	4.5	0.6	0.0	100.0	950	97.3	93.5	3.7	0.5	0.5	0.6	1.1	0.2	100.0	644	93.5	90.9
Tharaka-Nithi	91.8	1.3	0.0	1.5	0.0	2.1	3.1	0.2	0.0	100.0	817	97.0	96.4	1.8	0.0	1.3	0.4	0.2	0.0	100.0	555	96.4	93.5
Embu	92.3	0.3	0.0	0.7	0.0	1.6	4.7	0.3	0.0	100.0	870	98.9	97.2	1.8	0.0	0.3	0.0	0.3	0.3	100.0	601	97.2	96.1
Kitui	90.0	0.6	0.0	0.3	0.0	5.7	3.2	0.2	0.0	100.0	900	99.0	97.5	1.5	0.0	0.1	0.0	0.9	0.0	100.0	688	97.5	96.6
Machakos	88.8	0.9	0.0	0.6	1.1	3.1	5.1	0.4	0.0	100.0	950	97.1	94.7	3.7	0.0	0.5	0.0	0.8	0.3	100.0	738	94.7	92.0
Makueni	91.9	0.1	0.0	0.2	0.0	4.0	3.3	0.4	0.0	100.0	900	99.6	96.0	2.8	0.0	0.1	0.0	0.8	0.3	100.0	750	96.0	95.7
Nyandarua	91.4	0.3	0.0	0.6	0.0	2.7	4.8	0.2	0.0	100.0	879	99.0	96.1	2.8	0.0	0.8	0.0	0.2	0.2	100.0	614	96.1	95.1
Nyeri	92.6	0.7	0.0	0.7	0.0	1.9	4.2	0.0	0.0	100.0	900	98.6	96.9	0.9	0.0	0.5	0.7	0.7	0.2	100.0	546	96.9	95.5
Kirinyaga	91.3	0.6	0.0	1.5	0.2	1.4	5.0	0.0	0.0	100.0	875	97.6	96.3	1.3	0.0	1.6	0.0	0.6	0.2	100.0	628	96.3	94.0
Murang'a	88.4	2.9	0.0	0.6	0.5	3.2	4.1	0.1	0.0	100.0	924	95.6	93.9	4.2	0.0	1.2	0.0	0.5	0.2	100.0	593	93.9	89.8
Kiambu	86.5	3.9	0.1	1.2	0.0	1.3	6.6	0.3	0.1	100.0	1,050	94.3	92.4	5.5	0.3	1.0	0.0	0.4	0.4	100.0	723	92.4	87.1
Turkana	88.3	1.1	0.0	0.2	0.0	2.5	6.8	1.0	0.0	100.0	870	98.5	96.1	3.1	0.0	0.1	0.0	0.6	0.0	100.0	670	96.1	94.6
West Pokot	95.3	0.6	0.0	0.0	0.0	2.6	1.1	0.5	0.0	100.0	850	99.4	96.1	3.7	0.0	0.0	0.0	0.3	0.0	100.0	787	96.1	95.5
Samburu	84.6	1.0	0.0	0.2	0.0	7.4	4.7	2.1	0.0	100.0	825	98.6	94.9	4.3	0.0	0.5	0.2	0.2	0.0	100.0	648	94.9	93.6
Trans Nzoia	91.7	0.2	0.0	0.2	0.0	3.6	3.4	0.9	0.0	100.0	890	99.5	94.7	3.6	0.0	0.0	0.1	1.5	0.1	100.0	753	94.7	94.2
Uasin Gishu	92.8	0.6	0.0	0.5	0.0	2.7	3.0	0.3	0.0	100.0	925	98.7	94.0	5.0	0.0	0.5	0.0	0.5	0.0	100.0	778	94.0	92.8
Elgeyo/Marakwet	92.2	0.5	0.0	0.5	0.1	2.5	2.8	1.4	0.0	100.0	812	98.8	94.1	5.1	0.0	0.2	0.0	0.6	0.0	100.0	628	94.1	93.0
Nandi	94.0	0.1	0.0	0.5	0.0	2.8	1.9	0.7	0.0	100.0	881	99.4	95.2	2.8	0.0	0.7	0.0	1.2	0.1	100.0	757	95.2	94.7
Baringo	91.1	0.7	0.0	0.2	0.0	3.9	2.7	1.3	0.1	100.0	850	99.0	98.6	0.7	0.0	0.0	0.0	0.3	0.4	100.0	697	98.6	97.6
Laikipia	87.4	1.9	0.0	0.8	0.2	3.2	5.8	0.7	0.0	100.0	849	96.7	95.7	2.5	0.0	1.7	0.0	0.2	0.0	100.0	602	95.7	92.6
Nakuru	93.9	1.4	0.0	0.2	0.0	1.9	2.2	0.4	0.0	100.0	999	98.3	97.1	2.5	0.0	0.0	0.0	0.4	0.0	100.0	805	97.1	95.5
Narok	91.7	0.8	0.0	0.0	0.0	3.6	3.8	0.2	0.0	100.0	900	99.2	94.8	4.1	0.1	0.1	0.0	0.6	0.3	100.0	785	94.8	94.0

(Continued...)

Table A.5—Continued

Result	Selected households									Eligible women													
	Completed (C)	Household present but no competent respondent at home (HP)	Post-poned (P)	Refused (R)	Dwelling not found (DNF)	Household absent (HA)	Dwelling vacant/ address not a dwelling (DV)	Dwelling destroyed (DD)	Other (O)	Total	Number of sampled households	Household response rate (HRR) ¹	Completed (EWC)	Not at home (EWNH)	Post-poned (EWP)	Refused (EWR)	Partly completed (EWPC)	Incapacitated (EWI)	Other (EWO)	Total	Number of women	Eligible women response rate (EWRR) ²	Overall women response rate (OWRR) ³
Kajiado	86.6	1.5	0.0	0.5	0.0	4.5	6.1	0.7	0.0	100.0	950	97.7	93.2	5.5	0.1	0.6	0.1	0.4	0.0	100.0	708	93.2	91.1
Kericho	92.4	0.1	0.0	0.7	0.0	2.4	4.3	0.0	0.0	100.0	900	99.2	93.1	6.0	0.1	0.2	0.1	0.2	0.2	100.0	837	93.1	92.3
Bomet	93.9	0.0	0.0	0.0	0.0	4.0	2.1	0.0	0.0	100.0	875	100.0	97.4	2.4	0.0	0.0	0.0	0.3	0.0	100.0	799	97.4	97.4
Kakamega	90.9	2.2	0.0	0.5	0.0	2.0	3.6	0.7	0.0	100.0	950	97.1	97.9	1.6	0.0	0.1	0.0	0.4	0.0	100.0	827	97.9	95.1
Vihiga	93.5	2.1	0.0	0.4	0.0	2.6	1.3	0.0	0.1	100.0	850	97.4	95.1	3.6	0.0	0.1	0.0	0.9	0.3	100.0	758	95.1	92.7
Bungoma	92.3	0.1	0.0	0.1	0.0	3.0	4.4	0.0	0.0	100.0	925	99.8	97.2	2.1	0.0	0.3	0.0	0.3	0.0	100.0	865	97.2	97.0
Busia	95.3	0.3	0.0	0.0	0.1	2.3	1.9	0.0	0.0	100.0	875	99.5	92.3	7.6	0.0	0.0	0.0	0.1	0.0	100.0	832	92.3	91.9
Siaya	93.7	0.6	0.0	0.1	0.0	3.3	2.1	0.2	0.0	100.0	900	99.3	96.6	3.2	0.0	0.1	0.0	0.1	0.0	100.0	698	96.6	95.9
Kisumu	95.0	0.9	0.0	0.0	0.0	1.4	2.1	0.6	0.0	100.0	924	99.1	95.4	3.9	0.0	0.0	0.1	0.6	0.0	100.0	798	95.4	94.5
Homa Bay	91.9	3.3	0.0	0.2	0.0	3.1	1.3	0.1	0.0	100.0	899	96.3	94.1	4.8	0.0	0.3	0.4	0.4	0.1	100.0	757	94.1	90.5
Migori	92.1	1.0	0.0	0.0	0.0	3.4	3.0	0.4	0.0	100.0	900	98.9	96.6	2.0	0.0	0.1	0.0	1.2	0.0	100.0	804	96.6	95.6
Kisii	88.9	2.7	0.2	0.4	0.1	3.4	4.2	0.0	0.1	100.0	925	96.3	90.8	5.6	0.0	2.1	0.0	1.4	0.1	100.0	780	90.8	87.4
Nyamira	93.5	0.5	0.0	0.0	0.5	3.2	2.2	0.2	0.0	100.0	875	99.0	94.6	3.7	0.0	0.3	0.0	1.3	0.0	100.0	671	94.6	93.7
Nairobi City	78.6	3.1	0.0	5.2	0.1	5.3	7.1	0.6	0.0	100.0	1,450	90.3	89.8	7.2	0.0	1.4	0.8	0.6	0.2	100.0	1,051	89.8	81.1
Total	90.2	1.2	0.0	0.6	0.1	3.4	4.0	0.5	0.0	100.0	42,022	97.9	94.9	3.7	0.0	0.4	0.1	0.7	0.1	100.0	33,879	94.9	92.9

¹ Using the number of households falling into specific response categories, the household response rate (HRR) is calculated as:

$$\frac{100 * C}{C + HP + P + R + DNF}$$

² The eligible women response rate (EWRR) is equivalent to the percentage of interviews completed (EWC)

³ The overall women response rate (OWRR) is calculated as:

$$OWRR = HRR * EWRR/100$$

Table A.6 Sample implementation: Men

Percent distribution of households and eligible men age 15–54 by results of the household and individual interviews, and household, eligible men and overall men response rates, according to urban-rural residence and region (unweighted), Kenya DHS 2022

Result	Selected households									Eligible men													
	Completed (C)	Household present but no competent respondent at home (HP)	Post-poned (P)	Refused (R)	Dwelling not found (DNF)	Household absent (HA)	Dwelling vacant/ address not a dwelling (DV)	Dwelling destroyed (DD)	Other (O)	Total	Number of sampled households	Household response rate (HRR) ¹	Completed (EMC)	Not at home (EMNH)	Post-poned (EMP)	Refused (EMR)	Partly completed (EMPC)	Incapacitated (EMI)	Other (EMO)	Total	Number of men	Eligible men response rate (EMRR) ²	Overall men response rate (OMRR) ³
Residence																							
Urban	85.8	1.9	0.0	1.3	0.1	4.2	6.1	0.4	0.0	100.0	8,657	96.2	85.3	12.0	0.0	1.5	0.1	0.9	0.2	100.0	6,134	85.3	82.0
Rural	92.5	0.9	0.0	0.2	0.0	3.2	2.6	0.5	0.0	100.0	13,312	98.8	88.5	9.4	0.1	0.7	0.1	1.1	0.1	100.0	10,418	88.5	87.4
County																							
Mombasa	87.2	0.2	0.0	1.4	0.0	3.2	7.9	0.2	0.0	100.0	507	98.2	93.1	4.5	0.0	0.7	0.0	1.2	0.5	100.0	419	93.1	91.4
Kwale	88.9	1.6	0.0	0.5	0.2	4.5	4.3	0.0	0.0	100.0	442	97.5	90.9	6.5	0.0	1.1	0.0	1.3	0.3	100.0	372	90.9	88.6
Kilifi	89.8	3.3	0.0	0.2	0.0	4.0	2.3	0.4	0.0	100.0	481	96.2	85.4	13.2	0.0	0.0	0.0	1.5	0.0	100.0	403	85.4	82.1
Tana River	94.2	0.5	0.0	0.5	0.0	2.6	1.2	1.2	0.0	100.0	429	99.0	91.5	5.5	0.3	0.3	0.0	2.1	0.3	100.0	329	91.5	90.6
Lamu	85.1	1.2	0.0	0.7	0.5	5.5	6.7	0.2	0.0	100.0	417	97.3	84.0	14.5	0.0	0.3	0.0	0.9	0.3	100.0	318	84.0	81.7
Taita/Taveta	87.6	3.7	0.0	0.5	0.0	4.2	3.5	0.5	0.0	100.0	429	95.4	71.8	26.5	0.0	0.7	0.0	1.0	0.0	100.0	294	71.8	68.5
Garissa	88.3	0.5	0.0	1.4	0.0	6.4	2.3	1.1	0.0	100.0	436	98.0	85.1	10.8	0.0	0.6	0.0	2.6	0.9	100.0	343	85.1	83.4
Wajir	81.3	2.3	0.0	0.0	0.5	3.6	10.3	1.8	0.2	100.0	439	96.7	81.9	16.0	0.0	0.5	0.0	1.5	0.0	100.0	393	81.9	79.3
Mandera	91.8	0.5	0.0	0.2	0.0	5.6	1.6	0.2	0.0	100.0	429	99.2	88.2	10.7	0.0	0.3	0.0	0.9	0.0	100.0	347	88.2	87.5
Marsabit	88.2	1.2	0.0	0.2	0.0	5.2	5.2	0.0	0.0	100.0	425	98.4	81.5	15.6	0.0	0.8	0.0	1.6	0.4	100.0	243	81.5	80.2
Isiolo	86.7	0.7	0.0	0.7	0.5	5.4	6.1	0.0	0.0	100.0	429	97.9	87.1	8.9	0.3	2.0	0.3	0.7	0.7	100.0	302	87.1	85.3
Meru	89.7	2.0	0.0	0.8	0.0	2.6	4.3	0.6	0.0	100.0	494	96.9	88.1	7.0	0.5	1.4	0.8	1.9	0.3	100.0	369	88.1	85.4
Tharaka-Nithi	90.2	1.4	0.0	1.6	0.0	3.0	3.5	0.2	0.0	100.0	429	96.8	91.1	5.8	0.0	2.8	0.0	0.3	0.0	100.0	326	91.1	88.1
Embu	92.3	0.4	0.0	0.9	0.0	1.8	4.4	0.2	0.0	100.0	452	98.6	94.1	4.3	0.0	0.0	0.0	1.5	0.0	100.0	324	94.1	92.8
Kitui	90.0	0.9	0.0	0.6	0.0	4.7	3.4	0.4	0.0	100.0	468	98.4	94.8	4.2	0.0	0.6	0.0	0.3	0.0	100.0	330	94.8	93.3
Machakos	89.3	1.0	0.0	0.6	0.8	2.4	5.1	0.8	0.0	100.0	494	97.4	92.8	5.7	0.0	0.2	0.0	1.2	0.0	100.0	418	92.8	90.4
Makueni	91.9	0.0	0.0	0.2	0.0	4.5	3.2	0.2	0.0	100.0	468	99.8	93.4	4.6	0.0	1.7	0.0	0.3	0.0	100.0	349	93.4	93.2
Nyandarua	90.4	0.7	0.0	0.7	0.0	3.1	5.0	0.2	0.0	100.0	457	98.6	93.5	3.4	0.0	2.4	0.0	0.7	0.0	100.0	294	93.5	92.2
Nyeri	92.5	0.4	0.0	0.6	0.0	1.7	4.7	0.0	0.0	100.0	468	98.9	95.4	2.6	0.0	0.7	0.3	0.7	0.3	100.0	303	95.4	94.3
Kirinyaga	92.5	0.9	0.0	0.9	0.0	1.3	4.4	0.0	0.0	100.0	455	98.1	91.1	4.0	0.0	2.3	0.0	2.0	0.7	100.0	302	91.1	89.4
Murang'a	87.9	3.5	0.0	0.6	0.2	3.1	4.4	0.2	0.0	100.0	480	95.3	86.9	10.1	0.0	1.8	0.0	1.2	0.0	100.0	328	86.9	82.8
Kiambu	86.1	3.5	0.2	1.3	0.0	1.5	7.2	0.2	0.2	100.0	545	94.6	73.6	22.3	0.8	1.6	0.0	1.6	0.3	100.0	386	73.6	69.6
Turkana	88.4	1.1	0.0	0.4	0.0	2.6	6.4	1.1	0.0	100.0	455	98.3	87.1	11.8	0.0	0.0	0.0	0.7	0.4	100.0	272	87.1	85.6
West Pokot	93.9	0.9	0.0	0.0	0.0	2.7	1.6	0.9	0.0	100.0	442	99.0	85.6	13.8	0.0	0.0	0.0	0.6	0.0	100.0	348	85.6	84.8
Samburu	83.0	1.2	0.0	0.2	0.0	8.9	4.7	2.1	0.0	100.0	429	98.3	77.4	19.8	0.0	0.8	0.8	1.2	0.0	100.0	248	77.4	76.1
Trans Nzoia	91.2	0.4	0.0	0.2	0.0	4.1	3.0	1.1	0.0	100.0	468	99.3	89.0	10.5	0.0	0.0	0.0	0.3	0.3	100.0	362	89.0	88.3
Uasin Gishu	92.5	0.4	0.0	0.8	0.0	2.9	3.1	0.2	0.0	100.0	481	98.7	84.3	13.3	0.0	1.9	0.0	0.5	0.0	100.0	421	84.3	83.2
Elgeyo/Marakwet	91.1	0.2	0.0	0.9	0.2	3.0	3.3	1.2	0.0	100.0	429	98.5	86.1	13.1	0.0	0.8	0.0	0.0	0.0	100.0	360	86.1	84.8
Nandi	95.2	0.2	0.0	0.4	0.0	2.6	1.1	0.4	0.0	100.0	457	99.3	91.8	6.1	0.0	0.8	0.0	1.3	0.0	100.0	377	91.8	91.1
Baringo	90.3	1.1	0.0	0.5	0.0	4.1	2.7	1.1	0.2	100.0	442	98.3	91.8	6.4	0.0	0.6	0.0	1.2	0.0	100.0	342	91.8	90.2
Laikipia	89.1	1.8	0.0	0.5	0.2	3.6	4.1	0.7	0.0	100.0	442	97.3	88.4	6.8	0.0	4.1	0.0	0.3	0.3	100.0	293	88.4	86.0
Nakuru	93.5	1.7	0.0	0.2	0.0	1.7	2.3	0.6	0.0	100.0	520	98.0	89.8	8.4	0.0	0.5	0.3	1.0	0.0	100.0	381	89.8	88.0
Narok	90.8	0.9	0.0	0.0	0.0	3.4	4.5	0.4	0.0	100.0	468	99.1	88.0	11.5	0.0	0.3	0.0	0.3	0.0	100.0	384	88.0	87.2

(Continued...)

Table A.6—Continued

Result	Selected households										Eligible men												
	Completed (C)	House- hold present but no com- petent respon- dent at home (HP)	Post- poned (P)	Refused (R)	Dwelling not found (DNF)	House- hold absent (HA)	Dwelling vacant/ address not a dwelling (DV)	Dwelling de- stroyed (DD)	Other (O)	Total	Number of sampled house- holds	House- hold re- sponse rate (HRR) ¹	Com- pleted (EMC)	Not at home (EMNH)	Post- poned (EMP)	Refused (EMR)	Partly com- pleted (EMPC)	Incapa- citated (EMI)	Other (EMO)	Total	Number of men	Eligible men response rate (EMRR) ²	Overall men response rate (OMRR) ³
Kajiado	85.0	2.0	0.0	0.4	0.0	4.7	6.9	1.0	0.0	100.0	494	97.2	77.1	18.8	0.0	1.9	0.0	2.2	0.0	100.0	314	77.1	74.9
Kericho	92.3	0.0	0.0	0.6	0.0	2.4	4.7	0.0	0.0	100.0	468	99.3	89.4	7.1	0.0	2.1	0.0	1.2	0.2	100.0	424	89.4	88.8
Bomet	93.2	0.0	0.0	0.0	0.0	4.6	2.2	0.0	0.0	100.0	455	100.0	95.0	4.5	0.0	0.0	0.0	0.5	0.0	100.0	398	95.0	95.0
Kakamega	89.3	2.2	0.0	0.4	0.0	2.8	4.5	0.8	0.0	100.0	494	97.1	89.8	9.0	0.0	0.2	0.0	0.7	0.2	100.0	412	89.8	87.2
Vihiga	93.0	2.9	0.0	0.0	0.0	2.7	1.1	0.0	0.2	100.0	442	96.9	82.5	16.1	0.0	0.3	0.0	1.1	0.0	100.0	378	82.5	80.0
Bungoma	91.7	0.0	0.0	0.0	0.0	4.0	4.4	0.0	0.0	100.0	481	100.0	91.8	5.0	0.0	0.5	1.1	1.6	0.0	100.0	378	91.8	91.8
Busia	94.5	0.4	0.0	0.0	0.0	3.1	2.0	0.0	0.0	100.0	455	99.5	78.0	21.3	0.0	0.0	0.0	0.8	0.0	100.0	400	78.0	77.6
Siaya	93.4	0.6	0.0	0.0	0.0	4.5	1.5	0.0	0.0	100.0	468	99.3	93.1	6.3	0.0	0.3	0.0	0.3	0.0	100.0	317	93.1	92.4
Kisumu	95.0	0.6	0.0	0.0	0.0	1.7	2.1	0.6	0.0	100.0	480	99.3	91.0	7.3	0.0	0.2	0.0	1.5	0.0	100.0	412	91.0	90.4
Homa Bay	91.2	3.2	0.0	0.4	0.0	3.0	1.9	0.2	0.0	100.0	468	96.2	81.4	17.1	0.0	0.3	0.0	1.2	0.0	100.0	333	81.4	78.3
Migori	90.8	0.9	0.0	0.0	0.0	4.1	3.6	0.6	0.0	100.0	468	99.1	92.1	5.3	0.0	1.5	0.3	0.9	0.0	100.0	340	92.1	91.2
Kisii	91.1	2.3	0.2	0.4	0.0	2.7	3.1	0.0	0.2	100.0	481	96.9	90.8	7.8	0.0	1.2	0.0	0.3	0.0	100.0	346	90.8	87.9
Nyamira	92.5	0.7	0.0	0.0	0.4	4.0	2.2	0.2	0.0	100.0	455	98.8	84.9	11.9	0.0	0.3	0.0	2.6	0.3	100.0	311	84.9	83.9
Nairobi City	77.9	3.4	0.0	5.3	0.1	6.1	6.6	0.5	0.0	100.0	754	89.8	73.5	20.2	0.0	5.1	0.2	0.6	0.4	100.0	509	73.5	65.9
Total	89.9	1.3	0.0	0.6	0.1	3.6	4.0	0.5	0.0	100.0	21,969	97.8	87.3	10.4	0.0	1.0	0.1	1.1	0.1	100.0	16,552	87.3	85.4

¹ Using the number of households falling into specific response categories, the household response rate (HRR) is calculated as:

$$\frac{100 * C}{C + HP + P + R + DNF}$$

² The eligible men response rate (EMRR) is equivalent to the percentage of interviews completed (EMC)

³ The overall men response rate (OMRR) is calculated as:

$$OMRR = HRR * EMRR/100$$

The estimates from a sample survey are affected by two types of errors: (1) non-sampling errors, and (2) sampling errors. Non-sampling errors are the results of mistakes made in implementing data collection and data processing, such as failure to locate and interview the correct household, misunderstanding of the questions on the part of either the interviewer or the respondent, and data entry errors. Although numerous efforts were made during the implementation of the 2022 Kenya Demographic and Health Survey (2022 KDHS) to minimise this type of error, non-sampling errors are impossible to avoid and difficult to evaluate statistically.

Sampling errors, on the other hand, can be evaluated statistically. The sample of respondents selected in the 2022 KDHS is only one of many samples that could have been selected from the same population, using the same design and identical size. Each of these samples would yield results that differ somewhat from the results of the actual sample selected. Sampling errors are a measure of the variability between all possible samples. Although the degree of variability is not known exactly, it can be estimated from the survey results.

A sampling error is usually measured in terms of the *standard error* for a particular statistic (mean, percentage, etc.), which is the square root of the variance. The standard error can be used to calculate confidence intervals within which the true value for the population can reasonably be assumed to fall. For example, for any given statistic calculated from a sample survey, the value of that statistic will fall within a range of plus or minus two times the standard error of that statistic in 95 percent of all possible samples of identical size and design.

If the sample of respondents had been selected as a simple random sample, it would have been possible to use straightforward formulas for calculating sampling errors. However, the 2022 KDHS sample is the result of a multi-stage stratified design, and, consequently, it was necessary to use more complex formulae. The computer software used to calculate sampling errors for the 2022 KDHS is a SAS program. This program used the Taylor linearisation method for variance estimation for survey estimates that are means, proportions or ratios. The Jackknife repeated replication method is used for variance estimation of more complex statistics such as fertility and mortality rates.

The Taylor linearisation method treats any percentage or average as a ratio estimate, $r = y/x$, where y represents the total sample value for variable y , and x represents the total number of cases in the group or subgroup under consideration. The variance of r is computed using the formula given below, with the standard error being the square root of the variance:

$$SE^2(r) = var(r) = \frac{1}{x^2} \sum_{h=1}^H \left[(1 - f_h) \frac{m_h}{m_h - 1} \left(\sum_{i=1}^{m_h} z_{hi}^2 - \frac{z_h^2}{m_h} \right) \right]$$

in which

$$z_{hi} = y_{hi} - rx_{hi}, \text{ and } z_h = y_h - rx_h$$

where h represents the stratum which varies from 1 to H ,
 m_h is the total number of clusters selected in the h^{th} stratum,
 y_{hi} is the sum of the weighted values of variable y in the i^{th} cluster in the h^{th} stratum,

x_{hi} is the sum of the weighted number of cases in the i^{th} cluster in the h^{th} stratum, and
 f_h is the sampling fraction of PSU in the h^{th} stratum

The Jackknife repeated replication method derives estimates of complex rates from each of several replications of the parent sample and calculates standard errors for these estimates using simple formulae. Each replication considers *all but one* cluster in the calculation of the estimates. Pseudo-independent replications are thus created. In the 2022 KDHS, there were 1692 non-empty clusters. Hence, 1692 replications were created. The variance of a ratio r is calculated as follows:

$$SE^2(r) = var(r) = \frac{1}{k(k-1)} \sum_{i=1}^k (r_i - r)^2$$

in which

$$r_i = kr - (k-1)r_{(i)}$$

where r is the estimate computed from the full sample of 1692 clusters,
 $r_{(i)}$ is the estimate computed from the reduced sample of 1691 clusters (i^{th} cluster excluded)
 k is the total number of clusters.

In addition to the standard error, the program computes the design effect (DEFT) for each estimate, which is defined as the ratio between the standard error using the given sample design and the standard error that would result if a simple random sample had been used. A DEFT value of 1.0 indicates that the sample design is as efficient as a simple random sample, while a value greater than 1.0 indicates the increase in the sampling error due to the use of a more complex and less statistically efficient design, such as multistage and cluster sampling. The program also computes the relative standard error and the confidence limits for the estimates.

Sampling errors for the 2022 KDHS are calculated for selected variables considered to be of primary interest for the survey. The results are presented in this appendix for the country, for the urban and rural areas separately, and for each of the 47 counties. For each variable, the type of statistic (mean, proportion, ratio or rate) and the base population are given in **Table B.1**. **Tables B.2 to B.51** present the value of the statistic (R), its standard error (SE), the number of unweighted (N-UNWE) and weighted (N-WEIG) cases, the design effect (DEFT), the relative standard error (SE/R), and the 95 percent confidence limits ($R \pm 2SE$), for each variable. The DEFT is considered undefined when the standard error considering simple random sample is zero (when the estimate is close to 0 or 1).

The confidence interval (e.g., as calculated for *Mean number of children ever born to women aged 15–49*) can be interpreted as follows: the sample estimate from the national sample is 2.206 (R) and its standard error is 0.019 (SE). Therefore, to obtain the 95 percent confidence limits, one adds and subtracts twice the standard error to the sample estimate, i.e., $R \pm 2 \times SE$. There is a high probability (95 percent) that the *true* mean number of children ever born to women aged 15–49 is between 2.168 and 2.244.

For the total sample, the value of the design effect (DEFT), averaged over all variables for the women survey, is 1.509 which means that, due to multistage and clustering of the sample, the average standard error is increased by a factor of 1.509 over that in an equivalent simple random sample.

Table B.1 List of selected variables for sampling errors, Kenya 2022

Variable	Estimate	Base population
HOUSEHOLDS AND POPULATION		
Electricity primary source of lighting	Proportion	De jure household population
Primary reliance on clean fuels and technology for cooking	Proportion	De jure household population
Births registered with civil authority	Proportion	De jure household population under 5
Ownership of at least one ITN	Proportion	Households
Ownership of at least one ITN for every two persons	Proportion	Households (with at least one person who stayed in the household the night before the survey)
Improved drinking water source	Proportion	De jure household population
At least basic drinking water service	Proportion	De jure household population
Water available when needed	Proportion	De jure household population
Improved sanitation facility	Proportion	De jure household population
At least basic sanitation service	Proportion	De jure household population
Using open defecation	Proportion	De jure household population
Using a handwashing facility with soap and water	Proportion	De jure household population for whom handwashing place was observed or with no on-site place for handwashing
WOMEN		
Urban residence	Proportion	Women 15–49
No education	Proportion	Women 15–49
Secondary education or higher	Proportion	Women 15–49
Literacy	Proportion	Women 15–49
Use of the internet in last 12 months	Proportion	Women 15–49
Current tobacco use	Proportion	Women 15–49
Currently married/in union	Proportion	Women 15–49
Married before age 15	Proportion	Women 20–49
Married before age 18	Proportion	Women 20–49
Had sexual intercourse before age 18	Proportion	Women 20–49
Age specific fertility rate 15–19	Rate	Women-years of exposure to childbearing at age 15–19 in the 3 years preceding the survey
Total fertility rate (3 years)	Rate	Women-years of exposure to childbearing
Currently pregnant	Proportion	Women 15–49
Mean number of children ever born to women age 40–49	Mean	Women 40–49
Mean number of children ever born to women age 15–49	Mean	Women 15–49
Mean number of living children to women age 15–49	Mean	Women 15–49
Median birth interval	Median	Non-first births in the 5 years preceding the survey
Mean age at menarche	Mean	Women 15–49
First birth before age 18	Proportion	Women 20–49
Want to delay next birth at least 2 years	Proportion	Currently married women 15–49
Want no more children	Proportion	Currently married women 15–49
Ideal number of children	Mean	Women 15–49 with numeric responses
Total wanted fertility rate (3 years)	Rate	Women-years of exposure to childbearing
Currently using any contraceptive method	Proportion	Currently married women 15–49
Currently using any modern method	Proportion	Currently married women 15–49
Currently using pill	Proportion	Currently married women 15–49
Currently using injectables	Proportion	Currently married women 15–49
Currently using implants	Proportion	Currently married women 15–49
Currently using male condoms	Proportion	Currently married women 15–49
Currently using any traditional method	Proportion	Currently married women 15–49
12 month discontinuation rate due to method failure	Rate	Women 15–49
12 month discontinuation rate due to any reason	Rate	Women 15–49
12 month discontinuation rate due to switching to another method	Rate	Women 15–49
Unmet need for spacing	Proportion	Currently married women 15–49
Unmet need for limiting	Proportion	Currently married women 15–49
Unmet need total	Proportion	Currently married women 15–49
Demand satisfied by modern methods	Proportion	Currently married women 15–49
Participation in decisionmaking about family planning	Proportion	Currently married women 15–49
Not exposed to any of the eight media sources	Proportion	Women 15–49
Neonatal mortality rate ¹	Rate	Children exposed to the risk of mortality
Post-neonatal mortality rate ¹	Rate	Children exposed to the risk of mortality
Infant mortality rate ¹	Rate	Children exposed to the risk of mortality
Child mortality rate ¹	Rate	Children exposed to the risk of mortality
Under-5 mortality rate ¹	Rate	Children exposed to the risk of mortality
Perinatal mortality rate	Rate	Pregnancies of 7 or more months duration to women 15–49 in the 5 years preceding the survey
Stillbirth rate	Rate	Pregnancies of 7 or more months duration to women 15–49 in the 5 years preceding the survey
Early neonatal rate	Rate	Pregnancies of 7 or more months duration to women 15–49 in the 5 years preceding the survey
In any avoidable high-risk category	Proportion	Children born in the 5 years preceding the survey to women 15–49 in the 5 years preceding the survey
Received ANC from a skilled provider	Proportion	Women 15–49 who had a live birth in the 2 years preceding the survey
4+ ANC visits	Proportion	Women 15–49 who had a live birth in the 2 years preceding the survey
8+ ANC visits	Proportion	Women 15–49 who had a live birth in the 2 years preceding the survey
Took any iron-containing supplements	Proportion	Women 15–49 who had a live birth in the 2 years preceding the survey
Mothers protected against tetanus for last birth	Proportion	Women 15–49 with a live birth in the 2 years preceding the survey

(Continued...)

Table B.1—Continued

Variable	Estimate	Base population
WOMEN		
Delivered in a health facility	Proportion	Live births in the 2 years preceding the survey
Delivered by a skilled provider	Proportion	Live births in the 2 years preceding the survey
Delivered by C-section	Proportion	Live births in the 2 years preceding the survey
Women with postnatal check during first 2 days	Proportion	Women 15–49 with a live birth in the 2 years preceding the survey
Newborns with postnatal check during first 2 days	Proportion	Most recent live births in the 2 years preceding the survey
Any problem accessing health care	Proportion	Women 15–49
Ever had vaccination card	Proportion	Children 12–23 months
Received BCG vaccination	Proportion	Children 12–23 months
Received DPT-HepB-Hib vaccination (3 doses)	Proportion	Children 12–23 months
Received pneumococcal vaccination (3 doses)	Proportion	Children 12–23 months
Received MCV 1 vaccination (12–23 months)	Proportion	Children 12–23 months
Fully vaccinated according to national schedule (12–23 months)	Proportion	Children 12–23 months
Received MCV 2 vaccination (24–35 months)	Proportion	Children 24–35 months
Fully vaccinated according to national schedule (24–35 months)	Proportion	Children 24–35 months
Sought treatment for diarrhoea	Proportion	Children under 5 with diarrhoea in last 2 weeks
Treated with ORS	Proportion	Children under 5 with diarrhoea in last 2 weeks
Height-for-age (-3SD)	Proportion	Children under 5 who were measured
Height-for-age (-2SD)	Proportion	Children under 5 who were measured
Weight-for-height (-2SD)	Proportion	Children under 5 who were measured
Weight-for-height (+2SD)	Proportion	Children under 5 who were measured
Weight-for-age (-2SD)	Proportion	Children under 5 who were measured
Exclusive breastfeeding	Proportion	Youngest children 0–5 months living with their mother
Minimum dietary diversity (children 6–23 months)	Proportion	Youngest children 6–23 months living with their mother
Body Mass Index (BMI) <18.5	Proportion	Women 20–49 who were measured
Body Mass Index (BMI) ≥25	Proportion	Women 20–49 who were measured
Body Mass Index-for-age (-2SD)	Proportion	Adolescent women 15–19 who were measured
Body Mass Index-for-age (+1SD)	Proportion	Adolescent women 15–19 who were measured
Minimum dietary diversity (women 15–49)	Proportion	Women 15–49
Child slept under an ITN last night	Proportion	Children under 5 in households
Pregnant women slept under an ITN last night	Proportion	Pregnant women 15–49
Received 3+ doses of SP/Fansidar	Proportion	Women 15–49 with a live birth in the 2 years preceding the survey
Child has fever in last 2 weeks	Proportion	Child under 5
Child had blood taken from finger/heel	Proportion	Child under 5 who had fever in the last 2 weeks
Child took ACT	Proportion	Child under 5 with fever in last 2 weeks who received any antimalarial medications
Discriminatory attitudes towards people with HIV	Proportion	Women 15–49 [who have heard of HIV/AIDS]
Stigma and discrimination experienced by people living with HIV in community settings	Proportion	Women 15–49 who self-report a positive HIV test result
Condom use at last sex	Proportion	Women 15–49 with non-marital, non-cohabiting partner in last 12 months
Tested for HIV in the past 12 months and received the results of the last test	Proportion	Women 15–49
Employed in last 12 months	Proportion	Currently married women 15–49
Employed in last 12 months, but not paid	Proportion	Currently married women 15–49 employed in last 12 months
Mobile phone ownership	Proportion	Women 15–49
Have and use a bank account or mobile phone for financial transactions	Proportion	Women 15–49
Participate in decisionmaking (all three decisions)	Proportion	Currently married women 15–49
Agree with at least one specified reason a husband is justified in wife beating	Proportion	Women 15–49
Make own decisions about sexual relations, contraceptive use, and reproductive care	Proportion	Currently married women 15–49
Experienced physical violence since age 15 by any perpetrator	Proportion	All Women 15–49
Experienced sexual violence by any perpetrator ever	Proportion	All Women 15–49
Experienced sexual violence by any non-intimate partner	Proportion	All Women 15–50
Experienced physical/sexual violence by the current or most recent husband or intimate partner ever	Proportion	Ever-married women 15–49
Experienced emotional/physical/sexual violence by any husband or intimate partner ever	Proportion	Ever-married women 15–49
Experienced emotional/physical/sexual violence by any husband or intimate partner ever in the past 12 months	Proportion	Ever-married women 15–49
MEN		
Urban residence	Proportion	Men 15–49
No education	Proportion	Men 15–49
Secondary education or higher	Proportion	Men 15–49
Literacy	Proportion	Men 15–49
Use of the internet in last 12 months	Proportion	Men 15–49
Current tobacco use	Proportion	Men 15–49
Currently married/in union	Proportion	Men 15–49
Had sexual intercourse before age 18	Proportion	Men 20–49
Want no more children	Proportion	Currently married men 15–49
Want to delay next birth at least 2 years	Proportion	Currently married men 15–49
Ideal number of children	Mean	Men 15–49 with numeric responses
Discriminatory attitudes towards people with HIV	Proportion	Men 15–49 [who have heard of HIV/AIDS]
Stigma and discrimination experienced by people living with HIV in community settings	Proportion	Men 15–49 who self-report a positive HIV test result

(Continued...)

Table B.1—Continued

Variable	Estimate	Base population
MEN		
Condom use at last sex	Proportion	Men 15–49 with non-marital, non-cohabiting partner in last 12 months
Tested for HIV in the past 12 months and received the results of the last test	Proportion	Men 15–49
Male circumcision	Proportion	Men 15–49
Mobile phone ownership	Proportion	Men 15–49
Have and use a bank account or mobile phone for financial transactions	Proportion	Men 15–49
Agree with at least one specified reason a husband is justified in wife beating	Proportion	Men 15–49

¹ The mortality rates are calculated for 5 years before the survey for the national sample, urban, and rural samples and for the 10 years before the survey for regional samples.

Table B.2 Sampling errors: Total sample, Kenya 2022

VARIABLE	R	SE	N	WN	DEFT	SE/R	R-2SE	R+2SE
HOUSEHOLDS AND POPULATION								
Electricity primary source of lighting	0.496	0.008	152,696	142,026	2.796	0.017	0.479	0.513
Primary reliance on clean fuels and technology for cooking	0.238	0.008	151,869	141,265	3.327	0.033	0.223	0.254
Births registered with civil authority	0.760	0.006	20,220	17,661	1.496	0.008	0.748	0.771
Ownership of at least one ITN	0.542	0.005	37,911	37,911	2.029	0.010	0.532	0.553
Ownership of at least one ITN for every two persons	0.371	0.004	37,614	37,571	1.768	0.012	0.362	0.380
Improved drinking water source	0.765	0.007	152,696	142,026	2.529	0.009	0.752	0.779
At least basic drinking water service	0.679	0.007	152,696	142,026	2.378	0.010	0.665	0.693
Water available when needed	0.652	0.006	152,696	142,026	2.170	0.010	0.639	0.665
Improved sanitation facility	0.666	0.006	152,696	142,026	2.188	0.010	0.654	0.679
At least basic sanitation service	0.409	0.009	152,696	142,026	3.058	0.022	0.391	0.427
Using open defecation	0.072	0.004	152,696	142,026	2.464	0.059	0.064	0.081
Using a handwashing facility with soap and water	0.513	0.006	143,007	134,928	2.034	0.012	0.501	0.526
WOMEN								
Urban residence	0.409	0.008	32,156	32,156	2.851	0.019	0.393	0.424
No education	0.055	0.002	32,156	32,156	1.719	0.040	0.051	0.059
Secondary education or higher	0.577	0.006	31,833	31,811	2.230	0.011	0.565	0.589
Literacy	0.910	0.003	32,156	32,156	1.674	0.003	0.904	0.915
Use of the internet in last 12 months	0.442	0.008	32,156	32,156	2.880	0.018	0.426	0.458
Current tobacco use	0.013	0.001	16,901	16,716	1.310	0.089	0.010	0.015
Currently married/in union	0.554	0.005	32,156	32,156	1.644	0.008	0.545	0.563
Married before age 15	0.065	0.002	25,752	26,131	1.361	0.032	0.061	0.069
Married before age 18	0.224	0.005	25,752	26,131	1.739	0.020	0.215	0.233
Had sexual intercourse before age 18	0.489	0.006	25,752	26,131	1.828	0.012	0.477	0.500
Age specific fertility rate 15–19	73.169	2.573	18,693	18,333	1.337	0.035	68.024	78.314
Total fertility rate (3 years)	3.441	0.052	90,484	91,119	1.513	0.015	3.336	3.546
Currently pregnant	0.055	0.002	32,156	32,156	1.460	0.034	0.051	0.059
Mean number of children ever born to women age 40–49	4.366	0.044	5,632	5,602	1.416	0.010	4.277	4.454
Mean number of children ever born to women age 15–49	2.206	0.019	32,156	32,156	1.560	0.009	2.168	2.244
Mean number of living children to women age 15–49	2.082	0.018	32,156	32,156	1.554	0.008	2.047	2.118
Median birth interval	42.081	0.543	14,305	12,180	1.632	0.013	40.995	43.167
Mean age at menarche	14.457	0.020	16,600	16,409	1.448	0.001	14.417	14.496
First birth before age 18	0.219	0.005	25,752	26,131	1.783	0.021	0.210	0.228
Want to delay next birth at least 2 years	0.301	0.007	9,650	9,319	1.544	0.024	0.286	0.315
Want no more children	0.455	0.008	9,650	9,319	1.552	0.017	0.439	0.471
Ideal number of children	3.724	0.024	16,480	16,453	1.594	0.007	3.675	3.773
Total wanted fertility rate (3 years)	2.895	0.057	47,609	47,440	1.373	0.020	2.782	3.009
Currently using any contraceptive method	0.625	0.005	18,312	17,822	1.530	0.009	0.614	0.636
Currently using any modern method	0.569	0.006	18,312	17,822	1.593	0.010	0.557	0.581
Currently using pill	0.081	0.003	18,312	17,822	1.540	0.038	0.075	0.088
Currently using injectables	0.199	0.004	18,312	17,822	1.488	0.022	0.190	0.208
Currently using implants	0.185	0.004	18,312	17,822	1.516	0.023	0.177	0.194
Currently using male condoms	0.018	0.002	18,312	17,822	1.560	0.086	0.015	0.021
Currently using any traditional method	0.056	0.003	18,312	17,822	1.805	0.055	0.050	0.062
12 month discontinuation rate due to any reason	34.687	0.735	9,951	11,051	1.953	0.021	33.216	36.158
12 month discontinuation rate due to method failure	1.544	0.184	9,951	11,051	1.484	0.119	1.177	1.911
12 month discontinuation rate due to switching to another method	8.100	0.423	9,951	11,051	1.568	0.052	7.254	8.946
Unmet need for spacing	0.076	0.003	9,650	9,319	1.239	0.044	0.069	0.082
Unmet need for limiting	0.064	0.004	9,650	9,319	1.547	0.060	0.056	0.071
Unmet need total	0.139	0.005	9,650	9,319	1.420	0.036	0.129	0.149
Demand satisfied by modern methods	0.747	0.007	6,779	7,089	1.462	0.010	0.732	0.762
Participation in decisionmaking about family planning	0.923	0.003	9,650	9,319	1.235	0.004	0.917	0.930
Not exposed to any of the eight media sources	0.076	0.003	16,901	16,716	1.358	0.036	0.070	0.081
Neonatal mortality (0–4 years)	21.236	1.424	19,555	17,482	1.198	0.067	18.389	24.083
Post-neonatal mortality (0–4 years)	11.227	1.111	19,633	17,529	1.339	0.099	9.004	13.450
Infant mortality (0–4 years)	32.463	1.855	19,569	17,495	1.285	0.057	28.754	36.172
Child mortality (0–4 years)	9.016	0.890	19,278	17,216	1.175	0.099	7.237	10.796
Under-5 mortality (0–4 years)	41.187	2.051	19,649	17,567	1.276	0.050	37.085	45.289
Perinatal mortality rate	32.091	1.738	19,822	17,702	1.225	0.054	28.614	35.568
Stillbirth rate	15.145	1.244	19,822	17,702	1.274	0.082	12.657	17.632
Early neonatal rate	17.166	1.234	19,530	17,476	1.175	0.072	14.698	19.634
In any avoidable high-risk category	0.428	0.006	19,530	17,476	1.473	0.014	0.416	0.441
Received ANC from a skilled provider	0.979	0.002	7,638	6,847	1.110	0.002	0.975	0.982
4+ ANC visits	0.660	0.009	7,638	6,847	1.589	0.013	0.643	0.678
8+ ANC visits	0.040	0.004	7,638	6,847	1.557	0.087	0.033	0.047
Took any iron-containing supplements	0.902	0.005	7,638	6,847	1.328	0.005	0.893	0.911
Mothers protected against tetanus for last birth	0.750	0.007	7,638	6,847	1.442	0.010	0.736	0.765
Delivered in a health facility	0.881	0.005	7,949	7,101	1.324	0.006	0.871	0.891
Delivered by a skilled provider	0.893	0.005	7,949	7,101	1.311	0.005	0.883	0.903
Delivered by C-section	0.165	0.008	7,949	7,101	1.752	0.049	0.149	0.181
Women with postnatal check during first 2 days	0.776	0.007	7,638	6,847	1.558	0.010	0.761	0.791
Newborns with postnatal check during first 2 days	0.826	0.006	7,638	6,847	1.437	0.008	0.813	0.838
Any problem accessing health care	0.524	0.008	16,901	16,716	2.068	0.015	0.508	0.540
Ever had vaccination card	0.981	0.003	3,679	3,324	1.134	0.003	0.976	0.986
Received BCG vaccination	0.969	0.003	3,679	3,324	1.132	0.004	0.962	0.976
Received DPT-HepB-Hib vaccination (3 doses)	0.892	0.007	3,679	3,324	1.226	0.007	0.879	0.905
Received pneumococcal vaccination (3 doses)	0.912	0.006	3,679	3,324	1.262	0.007	0.899	0.924
Received MCV 1 vaccination (12–23 months)	0.890	0.007	3,679	3,324	1.354	0.008	0.875	0.905
Fully vaccinated according to national schedule (12–23 months)	0.552	0.012	3,679	3,324	1.376	0.022	0.528	0.576

(Continued...)

Table B.2—Continued

VARIABLE	R	SE	N	WN	DEFT	SE/R	R-2SE	R+2SE
WOMEN								
Received MCV 2 vaccination (24–35 months)	0.668	0.012	3,635	3,230	1.382	0.017	0.645	0.691
Fully vaccinated according to national schedule (24–35 months)	0.375	0.011	3,635	3,230	1.324	0.030	0.353	0.398
Sought treatment for diarrhoea	0.581	0.014	2,637	2,416	1.398	0.024	0.553	0.610
Treated with ORS	0.483	0.015	2,637	2,416	1.456	0.031	0.453	0.513
Height-for-age (-3SD)	0.042	0.002	19,588	17,132	1.247	0.048	0.038	0.046
Height-for-age (-2SD)	0.176	0.004	19,588	17,132	1.343	0.024	0.168	0.184
Weight-for-height (-2SD)	0.049	0.002	19,688	17,238	1.233	0.044	0.044	0.053
Weight-for-height (+2SD)	0.032	0.002	19,688	17,238	1.460	0.061	0.028	0.036
Weight-for-age (-2SD)	0.101	0.003	19,649	17,180	1.309	0.032	0.095	0.108
Exclusive breastfeeding	0.599	0.020	1,016	888	1.330	0.034	0.558	0.640
Minimum dietary diversity (children 6–23 months)	0.369	0.013	2,823	2,501	1.477	0.036	0.342	0.396
Body Mass Index (BMI) <18.5	0.073	0.003	12,139	12,263	1.304	0.042	0.066	0.079
Body Mass Index (BMI) ≥25.0	0.448	0.007	12,139	12,263	1.562	0.016	0.434	0.462
Body Mass Index-for-age (-2SD)	0.030	0.004	3,151	2,963	1.247	0.131	0.022	0.037
Body Mass Index-for-age (+1SD)	0.132	0.010	3,151	2,963	1.645	0.077	0.112	0.153
Minimum dietary diversity (women 15–49)	0.485	0.006	32,156	32,156	2.142	0.012	0.473	0.497
Child slept under an ITN last night	0.512	0.007	20,343	17,814	1.674	0.014	0.497	0.527
Pregnant women slept under an ITN last night	0.449	0.017	1,864	1,728	1.394	0.037	0.416	0.483
Received 3+ doses of SP/Fansidar	0.125	0.007	3,985	3,523	1.267	0.053	0.112	0.139
Child has fever in last 2 weeks	0.171	0.005	18,836	16,883	1.547	0.027	0.162	0.181
Child had blood taken from finger/heel	0.334	0.011	3,146	2,890	1.237	0.033	0.312	0.356
Child took ACT	0.840	0.021	633	583	1.299	0.025	0.798	0.881
Discriminatory attitudes towards people with HIV	0.239	0.006	16,781	16,638	1.675	0.023	0.228	0.250
Stigma and discrimination experienced by people living with HIV in community settings	0.427	0.031	332	332	1.143	0.073	0.365	0.489
Condom use at last sex	0.367	0.014	2,766	3,134	1.490	0.037	0.340	0.394
Tested for HIV in the past 12 months and received the results of the last test	0.468	0.006	16,901	16,716	1.482	0.012	0.457	0.480
Employed in last 12 months	0.671	0.006	18,312	17,822	1.720	0.009	0.660	0.683
Employed in last 12 months, but not paid	0.187	0.005	11,101	11,967	1.391	0.028	0.177	0.198
Mobile phone ownership	0.775	0.004	32,156	32,156	1.770	0.005	0.767	0.783
Have and use a bank account or mobile phone for financial transactions	0.793	0.004	32,156	32,156	1.636	0.005	0.786	0.800
Participate in decisionmaking (all three decisions)	0.662	0.006	18,312	17,822	1.586	0.008	0.650	0.673
Agree with at least one specified reason a husband is justified in wife beating	0.426	0.006	32,156	32,156	2.107	0.014	0.414	0.437
Make own decisions about sexual relations, contraceptive use, and reproductive care	0.648	0.007	9,650	9,319	1.437	0.011	0.634	0.662
Experienced physical violence since age 15 by any perpetrator	0.339	0.006	16,926	16,926	1.619	0.017	0.328	0.351
Experienced sexual violence by any perpetrator ever	0.130	0.004	16,926	16,926	1.506	0.030	0.122	0.138
Experienced sexual violence by any non-intimate partner	0.036	0.002	16,926	16,926	1.597	0.063	0.032	0.041
Experienced physical/sexual violence by the current or most recent husband or intimate partner ever	0.306	0.006	15,127	14,612	1.612	0.020	0.294	0.318
Experienced emotional/physical/sexual violence by any husband or intimate partner ever	0.430	0.006	15,127	14,612	1.581	0.015	0.417	0.443
Experienced emotional/physical/sexual violence by any husband or intimate partner ever in the past 12 months	0.281	0.006	15,127	14,612	1.608	0.021	0.270	0.293
MEN								
Urban residence	0.394	0.009	13,669	13,652	2.202	0.023	0.376	0.413
No education	0.027	0.002	13,669	13,652	1.244	0.064	0.024	0.030
Secondary education or higher	0.609	0.007	13,465	13,446	1.727	0.012	0.594	0.623
Literacy	0.939	0.003	13,669	13,652	1.254	0.003	0.933	0.944
Use of the internet in last 12 months	0.562	0.008	13,669	13,652	1.908	0.014	0.546	0.578
Current tobacco use	0.124	0.004	13,669	13,652	1.431	0.033	0.116	0.132
Currently married/in union	0.458	0.007	13,669	13,652	1.669	0.016	0.444	0.473
Had sexual intercourse before age 18	0.539	0.008	10,320	10,477	1.602	0.015	0.523	0.554
Want no more children	0.359	0.009	6,387	6,257	1.556	0.026	0.340	0.377
Want to delay next birth at least 2 years	0.370	0.009	6,387	6,257	1.560	0.025	0.351	0.388
Ideal number of children	4.186	0.030	13,464	13,493	1.305	0.007	4.125	4.247
Discriminatory attitudes towards people with HIV	0.169	0.005	13,610	13,604	1.497	0.028	0.159	0.178
Stigma and discrimination experienced by people living with HIV in community settings	0.434	0.045	101	99	0.906	0.103	0.344	0.524
Condom use at last sex	0.680	0.013	4,387	4,736	1.884	0.020	0.653	0.706
Tested for HIV in the past 12 months and received the results of the last test	0.389	0.006	13,669	13,652	1.511	0.016	0.376	0.401
Male circumcision	0.942	0.003	13,669	13,652	1.666	0.004	0.935	0.948
Mobile phone ownership	0.804	0.005	13,669	13,652	1.591	0.007	0.794	0.815
Have and use a bank account or mobile phone for financial transactions	0.820	0.005	13,669	13,652	1.560	0.006	0.810	0.830
Agree with at least one specified reason a husband is justified in wife beating	0.347	0.007	13,669	13,652	1.741	0.020	0.333	0.361

Table B.3 Sampling errors: Urban sample, Kenya 2022

VARIABLE	R	SE	N	WN	DEFT	SE/R	R-2SE	R+2SE
HOUSEHOLDS AND POPULATION								
Electricity primary source of lighting	0.886	0.008	49,416	47,732	2.476	0.009	0.870	0.903
Primary reliance on clean fuels and technology for cooking	0.591	0.015	48,983	47,376	3.035	0.026	0.560	0.622
Births registered with civil authority	0.813	0.010	6,508	6,053	1.703	0.012	0.792	0.833
Ownership of at least one ITN	0.405	0.009	14,330	15,277	2.240	0.023	0.386	0.423
Ownership of at least one ITN for every two persons	0.277	0.007	14,161	15,062	1.870	0.025	0.263	0.291
Improved drinking water source	0.939	0.005	49,416	47,732	2.171	0.006	0.929	0.950
At least basic drinking water service	0.906	0.006	49,416	47,732	1.982	0.007	0.894	0.918
Water available when needed	0.641	0.014	49,416	47,732	2.790	0.021	0.614	0.668
Improved sanitation facility	0.917	0.006	49,416	47,732	2.172	0.007	0.905	0.930
At least basic sanitation service	0.473	0.023	49,416	47,732	4.680	0.050	0.426	0.520
Using open defecation	0.009	0.001	49,416	47,732	1.344	0.172	0.006	0.012
Using a handwashing facility with soap and water	0.676	0.012	46,133	45,874	2.443	0.018	0.652	0.699
WOMEN								
No education	0.034	0.003	12,386	13,143	1.549	0.074	0.029	0.039
Secondary education or higher	0.721	0.009	12,293	13,058	2.340	0.013	0.702	0.740
Literacy	0.949	0.003	12,386	13,143	1.743	0.004	0.942	0.955
Use of the internet in last 12 months	0.677	0.012	12,386	13,143	2.801	0.017	0.654	0.701
Current tobacco use	0.012	0.002	6,517	6,850	1.577	0.180	0.007	0.016
Age specific fertility rate 15–19	56.235	4.728	6,617	6,584	1.609	0.084	46.780	65.690
Total fertility rate (3 years)	2.842	0.082	35,442	38,137	1.818	0.029	2.678	3.006
Currently pregnant	0.058	0.004	12,386	13,143	1.756	0.064	0.051	0.065
Mean number of children ever born to women age 40–49	3.431	0.066	1,852	1,866	1.522	0.019	3.299	3.563
Median birth interval	47.373	0.933	4,546	4,187	1.802	0.020	45.508	49.238
Want no more children	0.380	0.016	3,454	3,616	1.966	0.043	0.348	0.413
Ideal number of children	3.471	0.043	6,353	6,769	1.855	0.012	3.386	3.556
Total wanted fertility rate (3 years)	2.458	0.093	18,643	19,873	1.594	0.038	2.272	2.644
Currently using any contraceptive method	0.631	0.011	6,627	6,953	1.826	0.017	0.609	0.653
Currently using any modern method	0.562	0.012	6,627	6,953	1.926	0.021	0.539	0.586
Currently using pill	0.116	0.007	6,627	6,953	1.666	0.057	0.103	0.129
Currently using injectables	0.162	0.008	6,627	6,953	1.689	0.047	0.147	0.177
Currently using implants	0.163	0.008	6,627	6,953	1.717	0.048	0.147	0.178
Currently using male condoms	0.023	0.003	6,627	6,953	1.749	0.141	0.016	0.029
Currently using any traditional method	0.069	0.007	6,627	6,953	2.094	0.095	0.056	0.082
Unmet need for spacing	0.069	0.006	3,454	3,616	1.433	0.090	0.056	0.081
Unmet need for limiting	0.048	0.008	3,454	3,616	2.145	0.162	0.033	0.064
Unmet need total	0.117	0.010	3,454	3,616	1.802	0.084	0.097	0.136
Demand satisfied by modern methods	0.752	0.015	2,409	2,680	1.771	0.020	0.722	0.782
Participation in decisionmaking about family planning	0.952	0.005	3,454	3,616	1.317	0.005	0.943	0.962
Not exposed to any of the eight media sources	0.058	0.005	6,517	6,850	1.592	0.080	0.049	0.067
Neonatal mortality (0–4 years)	20.651	2.763	6,687	6,527	1.387	0.134	15.125	26.177
Post-neonatal mortality (0–4 years)	11.923	2.386	6,726	6,561	1.645	0.200	7.151	16.695
Infant mortality (0–4 years)	32.574	3.865	6,692	6,531	1.568	0.119	24.844	40.304
Child mortality (0–4 years)	8.428	1.653	6,575	6,462	1.294	0.196	5.123	11.734
Under-5 mortality (0–4 years)	40.728	4.238	6,722	6,557	1.548	0.104	32.252	49.204
Perinatal mortality rate	33.216	3.429	6,797	6,623	1.420	0.103	26.357	40.075
Stillbirth rate	16.120	2.511	6,797	6,623	1.476	0.156	11.099	21.142
Early neonatal rate	17.330	2.342	6,686	6,533	1.342	0.135	12.645	22.014
Received ANC from a skilled provider	0.989	0.003	2,569	2,470	1.214	0.003	0.983	0.994
4+ ANC visits	0.741	0.017	2,569	2,470	1.955	0.023	0.707	0.774
8+ ANC visits	0.055	0.008	2,569	2,470	1.734	0.141	0.040	0.071
Took any iron-containing supplements	0.911	0.008	2,569	2,470	1.487	0.009	0.894	0.927
Mothers protected against tetanus for last birth	0.770	0.014	2,569	2,470	1.717	0.019	0.741	0.799
Delivered in a health facility	0.970	0.004	2,683	2,562	1.098	0.004	0.962	0.979
Delivered by a skilled provider	0.973	0.004	2,683	2,562	1.251	0.004	0.965	0.982
Delivered by C-section	0.238	0.019	2,683	2,562	2.063	0.078	0.201	0.275
Women with postnatal check during first 2 days	0.838	0.015	2,569	2,470	1.997	0.017	0.809	0.867
Newborns with postnatal check during first 2 days	0.881	0.010	2,569	2,470	1.635	0.012	0.860	0.902
Any problem accessing health care	0.421	0.015	6,517	6,850	2.481	0.036	0.391	0.451
Ever had vaccination card	0.986	0.004	1,230	1,223	1.263	0.004	0.977	0.995
Received BCG vaccination	0.971	0.006	1,230	1,223	1.296	0.007	0.959	0.984
Received DPT-HepB-Hib vaccination (3 doses)	0.879	0.014	1,230	1,223	1.426	0.016	0.852	0.907
Received pneumococcal vaccination (3 doses)	0.920	0.013	1,230	1,223	1.581	0.014	0.894	0.945
Received MCV 1 vaccination (12–23 months)	0.909	0.014	1,230	1,223	1.619	0.015	0.881	0.936
Fully vaccinated according to national schedule (12–23 months)	0.557	0.023	1,230	1,223	1.583	0.042	0.510	0.604
Received MCV 2 vaccination (24–35 months)	0.711	0.022	1,274	1,254	1.609	0.030	0.668	0.754
Fully vaccinated according to national schedule (24–35 months)	0.376	0.022	1,274	1,254	1.542	0.058	0.332	0.420
Sought treatment for diarrhoea	0.592	0.028	897	934	1.671	0.047	0.536	0.648
Treated with ORS	0.466	0.031	897	934	1.801	0.067	0.404	0.528
Height-for-age (-3SD)	0.027	0.004	6,211	5,679	1.564	0.136	0.020	0.035
Height-for-age (-2SD)	0.121	0.008	6,211	5,679	1.611	0.064	0.106	0.137
Weight-for-height (-2SD)	0.040	0.004	6,229	5,714	1.411	0.098	0.032	0.047
Weight-for-height (+2SD)	0.040	0.005	6,229	5,714	1.716	0.115	0.031	0.049
Weight-for-age (-2SD)	0.067	0.006	6,237	5,701	1.574	0.085	0.056	0.078
Exclusive breastfeeding	0.598	0.042	350	315	1.595	0.070	0.514	0.682
Minimum dietary diversity (children 6–23 months)	0.477	0.029	905	892	1.769	0.062	0.418	0.536
Body Mass Index (BMI) <18.5	0.049	0.005	4,893	5,288	1.549	0.097	0.039	0.058
Body Mass Index (BMI) ≥25.0	0.529	0.012	4,893	5,288	1.725	0.023	0.505	0.553
Body Mass Index-for-age (-2SD)	0.027	0.008	1,003	918	1.409	0.287	0.012	0.043
Body Mass Index-for-age (+1SD)	0.207	0.027	1,003	918	1.955	0.130	0.154	0.261

(Continued...)

Table B.3—Continued

VARIABLE	R	SE	N	WN	DEFT	SE/R	R-2SE	R+2SE
WOMEN								
Minimum dietary diversity (women 15–49)	0.564	0.011	12,386	13,143	2.464	0.019	0.542	0.586
Child slept under an ITN last night	0.397	0.014	6,492	5,989	1.950	0.036	0.368	0.426
Pregnant women slept under an ITN last night	0.290	0.025	699	733	1.456	0.087	0.239	0.340
Received 3+ doses of SP/Fansidar	0.097	0.011	1,323	1,273	1.326	0.111	0.075	0.119
Child has fever in last 2 weeks	0.170	0.010	6,436	6,316	1.949	0.058	0.150	0.189
Child had blood taken from finger/heel	0.335	0.020	1,071	1,071	1.319	0.060	0.295	0.375
Child took ACT	0.755	0.073	173	109	1.700	0.096	0.610	0.900
Discriminatory attitudes towards people with HIV	0.203	0.010	6,491	6,837	1.975	0.049	0.184	0.223
Stigma and discrimination experienced by people living with HIV in community settings	0.455	0.068	115	109	1.456	0.15	0.318	0.591
Condom use at last sex	0.399	0.023	1,305	1,543	1.727	0.059	0.352	0.446
Tested for HIV in the past 12 months and received the results of the last test	0.497	0.011	6,517	6,850	1.733	0.022	0.476	0.519
Employed in last 12 months	0.694	0.012	6,627	6,953	2.102	0.017	0.670	0.718
Employed in last 12 months, but not paid	0.089	0.007	4,251	4,824	1.694	0.083	0.074	0.104
Mobile phone ownership	0.889	0.005	12,386	13,143	1.763	0.006	0.879	0.899
Have and use a bank account or mobile phone for financial transactions	0.881	0.005	12,386	13,143	1.607	0.005	0.872	0.891
Participate in decisionmaking (all three decisions)	0.706	0.010	6,627	6,953	1.822	0.014	0.686	0.726
Agree with at least one specified reason a husband is justified in wife beating	0.301	0.009	12,386	13,143	2.188	0.030	0.282	0.319
Make own decisions about sexual relations, contraceptive use, and reproductive care	0.732	0.013	3,454	3,616	1.719	0.018	0.707	0.758
Experienced physical violence since age 15 by any perpetrator	0.316	0.011	6,476	6,742	1.918	0.035	0.294	0.338
Experienced sexual violence by any perpetrator ever	0.128	0.007	6,476	6,742	1.730	0.056	0.114	0.143
Experienced sexual violence by any non-intimate partner	0.043	0.004	6,476	6,742	1.696	0.099	0.034	0.052
Experienced physical/sexual violence by the current or most recent husband or intimate partner ever	0.260	0.011	5,834	5,940	1.928	0.043	0.238	0.283
Experienced emotional/physical/sexual violence by any husband or intimate partner ever in the past 12 months	0.241	0.011	5,834	5,940	1.875	0.044	0.220	0.262
MEN								
No education	0.016	0.003	5,003	5,382	1.555	0.171	0.011	0.022
Secondary education or higher	0.762	0.012	4,950	5,329	1.948	0.015	0.738	0.785
Literacy	0.974	0.003	5,003	5,382	1.406	0.003	0.968	0.980
Use of the internet in last 12 months	0.800	0.011	5,003	5,382	1.967	0.014	0.778	0.822
Current tobacco use	0.105	0.007	5,003	5,382	1.675	0.069	0.090	0.120
Want no more children	0.313	0.018	2,527	2,689	1.911	0.056	0.278	0.348
Discriminatory attitudes towards people with HIV	0.116	0.008	4,991	5,368	1.765	0.069	0.100	0.132
Stigma and discrimination experienced by people living with HIV in community settings	0.552	0.038	31	24	0.427	0.069	0.476	0.629
Condom use at last sex	0.670	0.028	1,629	1,991	2.367	0.041	0.615	0.725
Tested for HIV in the past 12 months and received the results of the last test	0.447	0.012	5,003	5,382	1.673	0.026	0.423	0.470
Male circumcision	0.946	0.007	5,003	5,382	2.102	0.007	0.932	0.959
Mobile phone ownership	0.902	0.008	5,003	5,382	1.869	0.009	0.886	0.918
Have and use a bank account or mobile phone for financial transactions	0.925	0.006	5,003	5,382	1.625	0.007	0.913	0.937
Agree with at least one specified reason a husband is justified in wife beating	0.263	0.013	5,003	5,382	2.018	0.048	0.238	0.288

Table B.4 Sampling errors: Rural sample, Kenya 2022

VARIABLE	R	SE	N	WN	DEFT	SE/R	R-2SE	R+2SE
HOUSEHOLDS AND POPULATION								
Electricity primary source of lighting	0.299	0.009	103,280	94,294	2.786	0.031	0.280	0.317
Primary reliance on clean fuels and technology for cooking	0.060	0.004	102,886	93,890	2.615	0.065	0.053	0.068
Births registered with civil authority	0.732	0.007	13,712	11,608	1.391	0.009	0.718	0.745
Ownership of at least one ITN	0.635	0.005	23,581	22,634	1.623	0.008	0.625	0.645
Ownership of at least one ITN for every two persons	0.434	0.005	23,453	22,509	1.549	0.012	0.424	0.444
Improved drinking water source	0.677	0.009	103,280	94,294	2.568	0.014	0.659	0.696
At least basic drinking water service	0.564	0.009	103,280	94,294	2.365	0.016	0.546	0.581
Water available when needed	0.658	0.007	103,280	94,294	1.840	0.010	0.644	0.671
Improved sanitation facility	0.539	0.008	103,280	94,294	2.048	0.014	0.524	0.555
At least basic sanitation service	0.377	0.006	103,280	94,294	1.676	0.016	0.364	0.389
Using open defecation	0.104	0.006	103,280	94,294	2.537	0.060	0.092	0.117
Using a handwashing facility with soap and water	0.430	0.006	96,874	89,053	1.478	0.013	0.419	0.441
WOMEN								
No education	0.070	0.003	19,770	19,013	1.767	0.046	0.063	0.076
Secondary education or higher	0.477	0.006	19,540	18,753	1.753	0.013	0.464	0.489
Literacy	0.883	0.004	19,770	19,013	1.597	0.004	0.875	0.890
Use of the internet in last 12 months	0.279	0.007	19,770	19,013	2.144	0.025	0.265	0.293
Current tobacco use	0.013	0.001	10,384	9,866	1.093	0.092	0.011	0.016
Age specific fertility rate 15–19	82.658	2.898	12,075	11,749	1.169	0.035	76.861	88.454
Total fertility rate (3 years)	3.941	0.056	55,042	52,982	1.218	0.014	3.830	4.052
Currently pregnant	0.053	0.002	19,770	19,013	1.148	0.035	0.049	0.056
Mean number of children ever born to women age 40–49	4.832	0.051	3,780	3,736	1.306	0.011	4.729	4.935
Median birth interval	39.648	0.453	9,759	7,993	1.501	0.011	38.742	40.554
Want no more children	0.502	0.008	6,196	5,703	1.188	0.015	0.487	0.517
Ideal number of children	3.901	0.028	10,127	9,684	1.383	0.007	3.845	3.956
Total wanted fertility rate (3 years)	3.280	0.067	28,966	27,568	1.170	0.020	3.147	3.414
Currently using any contraceptive method	0.622	0.006	11,685	10,869	1.274	0.009	0.610	0.633
Currently using any modern method	0.574	0.006	11,685	10,869	1.286	0.010	0.562	0.585
Currently using pill	0.060	0.003	11,685	10,869	1.272	0.047	0.054	0.065
Currently using injectables	0.222	0.005	11,685	10,869	1.337	0.023	0.212	0.233
Currently using implants	0.200	0.005	11,685	10,869	1.354	0.025	0.190	0.210
Currently using male condoms	0.014	0.001	11,685	10,869	1.241	0.096	0.011	0.017
Currently using any traditional method	0.048	0.003	11,685	10,869	1.421	0.058	0.043	0.054
Unmet need for spacing	0.080	0.004	6,196	5,703	1.097	0.047	0.073	0.088
Unmet need for limiting	0.074	0.004	6,196	5,703	1.179	0.053	0.066	0.081
Unmet need total	0.154	0.005	6,196	5,703	1.155	0.034	0.143	0.164
Demand satisfied by modern methods	0.744	0.008	4,370	4,409	1.204	0.010	0.729	0.760
Participation in decisionmaking about family planning	0.905	0.004	6,196	5,703	1.194	0.005	0.896	0.914
Not exposed to any of the eight media sources	0.088	0.003	10,384	9,866	1.242	0.039	0.081	0.095
Neonatal mortality (0–4 years)	21.586	1.566	12,868	10,955	1.062	0.073	18.455	24.717
Post-neonatal mortality (0–4 years)	10.809	1.063	12,907	10,968	1.082	0.098	8.683	12.934
Infant mortality (0–4 years)	32.395	1.866	12,877	10,964	1.062	0.058	28.664	36.126
Child mortality (0–4 years)	9.373	1.026	12,703	10,755	1.090	0.109	7.320	11.426
Under-5 mortality (0–4 years)	41.464	2.091	12,927	11,010	1.062	0.050	37.283	45.645
Perinatal mortality rate	31.418	1.878	13,025	11,080	1.074	0.060	27.662	35.174
Stillbirth rate	14.561	1.302	13,025	11,080	1.100	0.089	11.957	17.165
Early neonatal rate	17.068	1.390	12,844	10,943	1.059	0.081	14.288	19.848
Received ANC from a skilled provider	0.973	0.002	5,069	4,377	1.086	0.003	0.968	0.978
4+ ANC visits	0.615	0.009	5,069	4,377	1.273	0.014	0.598	0.632
8+ ANC visits	0.032	0.003	5,069	4,377	1.271	0.099	0.026	0.038
Took any iron-containing supplements	0.897	0.005	5,069	4,377	1.231	0.006	0.886	0.907
Mothers protected against tetanus for last birth	0.739	0.008	5,069	4,377	1.249	0.010	0.724	0.755
Delivered in a health facility	0.831	0.007	5,266	4,539	1.340	0.009	0.816	0.845
Delivered by a skilled provider	0.848	0.007	5,266	4,539	1.306	0.008	0.834	0.862
Delivered by C-section	0.123	0.006	5,266	4,539	1.254	0.051	0.111	0.136
Women with postnatal check during first 2 days	0.741	0.008	5,069	4,377	1.294	0.011	0.725	0.757
Newborns with postnatal check during first 2 days	0.794	0.008	5,069	4,377	1.324	0.009	0.779	0.809
Any problem accessing health care	0.596	0.007	10,384	9,866	1.428	0.012	0.582	0.609
Ever had vaccination card	0.978	0.003	2,449	2,101	1.078	0.003	0.972	0.985
Received BCG vaccination	0.968	0.004	2,449	2,101	1.030	0.004	0.960	0.976
Received DPT-HepB-Hib vaccination (3 doses)	0.899	0.007	2,449	2,101	1.044	0.008	0.886	0.913
Received pneumococcal vaccination (3 doses)	0.907	0.006	2,449	2,101	1.031	0.007	0.894	0.920
Received MCV 1 vaccination (12–23 months)	0.879	0.008	2,449	2,101	1.199	0.010	0.862	0.896
Fully vaccinated according to national schedule (12–23 months)	0.550	0.013	2,449	2,101	1.224	0.024	0.524	0.576
Received MCV 2 vaccination (24–35 months)	0.641	0.013	2,361	1,976	1.181	0.020	0.616	0.667
Fully vaccinated according to national schedule (24–35 months)	0.375	0.012	2,361	1,976	1.141	0.033	0.350	0.399
Sought treatment for diarrhoea	0.574	0.015	1,740	1,482	1.177	0.026	0.545	0.604
Treated with ORS	0.494	0.015	1,740	1,482	1.146	0.030	0.464	0.523
Height-for-age (-3SD)	0.049	0.002	13,377	11,453	1.117	0.047	0.045	0.054
Height-for-age (-2SD)	0.203	0.005	13,377	11,453	1.205	0.023	0.194	0.212
Weight-for-height (-2SD)	0.053	0.003	13,459	11,524	1.150	0.048	0.048	0.058
Weight-for-height (+2SD)	0.028	0.002	13,459	11,524	1.210	0.065	0.025	0.032
Weight-for-age (-2SD)	0.119	0.004	13,412	11,478	1.193	0.032	0.111	0.126
Exclusive breastfeeding	0.600	0.022	666	572	1.144	0.036	0.556	0.643
Minimum dietary diversity (children 6–23 months)	0.309	0.013	1,918	1,609	1.224	0.042	0.283	0.335
Body Mass Index (BMI) <18.5	0.091	0.004	7,246	6,975	1.126	0.042	0.083	0.098
Body Mass Index (BMI) ≥25.0	0.387	0.007	7,246	6,975	1.242	0.018	0.372	0.401
Body Mass Index-for-age (-2SD)	0.031	0.004	2,148	2,045	1.178	0.143	0.022	0.040

(Continued...)

Table B.4—Continued

VARIABLE	R	SE	N	WN	DEFT	SE/R	R-2SE	R+2SE
WOMEN								
Body Mass Index-for-age (+1SD)	0.098	0.008	2,148	2,045	1.207	0.079	0.083	0.114
Minimum dietary diversity (women 15–49)	0.430	0.006	19,770	19,013	1.739	0.014	0.418	0.442
Child slept under an ITN last night	0.570	0.007	13,851	11,824	1.395	0.013	0.556	0.585
Pregnant women slept under an ITN last night	0.567	0.017	1,165	995	1.123	0.031	0.532	0.602
Received 3+ doses of SP/Fansidar	0.141	0.008	2,662	2,251	1.229	0.059	0.125	0.158
Child has fever in last 2 weeks	0.172	0.005	12,400	10,567	1.223	0.027	0.163	0.181
Child had blood taken from finger/heel	0.333	0.013	2,075	1,818	1.183	0.040	0.307	0.360
Child took ACT	0.859	0.018	460	475	1.077	0.021	0.823	0.895
Discriminatory attitudes towards people with HIV	0.264	0.006	10,290	9,801	1.407	0.023	0.252	0.276
Stigma and discrimination experienced by people living with HIV in community settings	0.413	0.032	217	224	0.958	0.078	0.349	0.477
Condom use at last sex	0.336	0.014	1,461	1,591	1.158	0.043	0.307	0.365
Tested for HIV in the past 12 months and received the results of the last test	0.448	0.006	10,384	9,866	1.305	0.014	0.435	0.461
Employed in last 12 months	0.657	0.006	11,685	10,869	1.407	0.009	0.645	0.670
Employed in last 12 months, but not paid	0.254	0.007	6,850	7,143	1.277	0.026	0.240	0.267
Mobile phone ownership	0.696	0.005	19,770	19,013	1.632	0.008	0.686	0.707
Have and use a bank account or mobile phone for financial transactions	0.732	0.005	19,770	19,013	1.578	0.007	0.722	0.742
Participate in decisionmaking (all three decisions)	0.633	0.006	11,685	10,869	1.422	0.010	0.620	0.646
Agree with at least one specified reason a husband is justified in wife beating	0.512	0.006	19,770	19,013	1.744	0.012	0.500	0.525
Make own decisions about sexual relations, contraceptive use, and reproductive care	0.594	0.007	6,196	5,703	1.196	0.013	0.579	0.609
Experienced physical violence since age 15 by any perpetrator	0.355	0.006	10,450	10,184	1.342	0.018	0.342	0.367
Experienced sexual violence by any perpetrator ever	0.131	0.004	10,450	10,184	1.326	0.033	0.123	0.140
Experienced sexual violence by any non-intimate partner	0.032	0.003	10,450	10,184	1.481	0.080	0.026	0.037
Experienced physical/sexual violence by the current or most recent husband or intimate partner ever	0.338	0.007	9,293	8,672	1.329	0.019	0.325	0.351
Experienced emotional/physical/sexual violence by any husband or intimate partner ever in the past 12 months	0.309	0.007	9,293	8,672	1.358	0.021	0.296	0.322
MEN								
No education	0.034	0.002	8,666	8,270	1.131	0.065	0.030	0.038
Secondary education or higher	0.508	0.008	8,515	8,117	1.398	0.015	0.493	0.523
Literacy	0.916	0.004	8,666	8,270	1.189	0.004	0.909	0.923
Use of the internet in last 12 months	0.407	0.008	8,666	8,270	1.458	0.019	0.392	0.422
Current tobacco use	0.137	0.005	8,666	8,270	1.246	0.034	0.127	0.146
Want no more children	0.393	0.009	3,860	3,568	1.193	0.024	0.374	0.412
Discriminatory attitudes towards people with HIV	0.203	0.006	8,619	8,236	1.297	0.028	0.192	0.214
Stigma and discrimination experienced by people living with HIV in community settings	0.396	0.058	70	74	0.992	0.148	0.279	0.512
Condom use at last sex	0.687	0.011	2,758	2,746	1.256	0.016	0.664	0.709
Tested for HIV in the past 12 months and received the results of the last test	0.351	0.007	8,666	8,270	1.321	0.019	0.337	0.364
Male circumcision	0.939	0.003	8,666	8,270	1.298	0.004	0.933	0.946
Mobile phone ownership	0.741	0.006	8,666	8,270	1.361	0.009	0.728	0.754
Have and use a bank account or mobile phone for financial transactions	0.751	0.007	8,666	8,270	1.416	0.009	0.738	0.764
Agree with at least one specified reason a husband is justified in wife beating	0.402	0.008	8,666	8,270	1.434	0.019	0.386	0.417

Table B.5 Sampling errors: Mombasa sample, Kenya 2022

VARIABLE	R	SE	N	WN	DEFT	SE/R	R-2SE	R+2SE
HOUSEHOLDS AND POPULATION								
Births registered with civil authority	0.906	0.019	337	429	1.027	0.021	0.868	0.944
Ownership of at least one ITN	0.633	0.023	848	1,071	1.415	0.037	0.587	0.680
Ownership of at least one ITN for every two persons	0.455	0.022	831	1,051	1.252	0.048	0.411	0.498
At least basic drinking water service	0.524	0.046	2,737	3,480	2.263	0.088	0.432	0.616
Water available when needed	0.726	0.029	2,737	3,480	1.581	0.041	0.667	0.785
At least basic sanitation service	0.465	0.044	2,737	3,480	2.161	0.096	0.376	0.554
Using open defecation	0.007	0.004	2,737	3,480	1.075	0.525	0.000	0.014
Using a handwashing facility with soap and water	0.479	0.024	2,606	3,314	1.157	0.051	0.430	0.527
WOMEN								
No education	0.068	0.009	749	947	0.943	0.128	0.050	0.085
Secondary education or higher	0.561	0.023	747	944	1.270	0.041	0.515	0.607
Literacy	0.902	0.012	749	947	1.098	0.013	0.879	0.926
Use of the internet in last 12 months	0.548	0.028	749	947	1.543	0.051	0.492	0.604
Current tobacco use	0.030	0.010	393	493	1.175	0.340	0.009	0.050
Total fertility rate (3 years)	2.938	0.210	2,154	2,722	1.062	0.072	2.517	3.359
Currently pregnant	0.047	0.007	749	947	0.891	0.146	0.033	0.061
Mean number of children ever born to women age 40–49	3.599	0.177	121	153	0.952	0.049	3.245	3.953
Median birth interval	41.214	1.417	236	300	0.784	0.034	38.380	44.048
Ideal number of children	3.963	0.099	384	482	1.062	0.025	3.765	4.161
Total wanted fertility rate (3 years)	2.930	0.251	1,126	1,414	0.882	0.086	2.428	3.432
Currently using any contraceptive method	0.467	0.029	439	546	1.197	0.061	0.410	0.524
Currently using any modern method	0.421	0.031	439	546	1.296	0.073	0.359	0.482
Currently using pill	0.038	0.011	439	546	1.173	0.282	0.017	0.060
Currently using injectables	0.166	0.021	439	546	1.158	0.124	0.125	0.207
Currently using implants	0.143	0.020	439	546	1.183	0.138	0.103	0.182
Currently using male condoms	0.017	0.007	439	546	1.108	0.408	0.003	0.030
Currently using any traditional method	0.046	0.012	439	546	1.163	0.253	0.023	0.069
Unmet need for spacing	0.118	0.022	227	281	1.031	0.187	0.074	0.163
Unmet need for limiting	0.072	0.020	227	281	1.184	0.282	0.032	0.113
Unmet need total	0.191	0.033	227	281	1.273	0.175	0.124	0.258
Demand satisfied by modern methods	0.620	0.052	149	185	1.309	0.084	0.516	0.725
Participation in decisionmaking about family planning	0.917	0.017	227	281	0.922	0.018	0.884	0.951
Not exposed to any of the eight media sources	0.066	0.013	393	493	1.040	0.198	0.040	0.092
Neonatal mortality (0–9 years)	32.294	8.241	689	868	1.046	0.255	15.813	48.775
Post-neonatal mortality (0–9 years)	10.436	4.260	687	866	0.982	0.408	1.916	18.956
Infant mortality (0–9 years)	42.730	9.459	689	868	0.982	0.221	23.812	61.648
Child mortality (0–9 years)	7.725	3.441	673	852	0.955	0.445	0.844	14.607
Under-5 mortality (0–9 years)	50.125	10.028	689	868	0.974	0.200	30.070	70.181
Perinatal mortality rate	57.397	14.957	366	463	1.146	0.261	27.483	87.310
Stillbirth rate	15.031	6.581	366	463	0.915	0.438	1.870	28.192
Early neonatal rate	43.013	12.039	360	456	1.046	0.280	18.935	67.090
Received ANC from a skilled provider	0.994	0.006	134	170	0.902	0.006	0.982	1.000
4+ ANC visits	0.653	0.051	134	170	1.224	0.078	0.552	0.754
8+ ANC visits	0.043	0.019	134	170	1.060	0.433	0.006	0.081
Took any iron-containing supplements	0.941	0.024	134	170	1.171	0.025	0.893	0.989
Mothers protected against tetanus for last birth	0.623	0.045	134	170	1.068	0.072	0.533	0.713
Delivered in a health facility	0.955	0.021	147	187	1.027	0.022	0.914	0.997
Delivered by a skilled provider	0.955	0.021	147	187	1.027	0.022	0.914	0.997
Delivered by C-section	0.188	0.036	147	187	1.077	0.190	0.116	0.259
Women with postnatal check during first 2 days	0.765	0.056	134	170	1.507	0.073	0.654	0.876
Newborns with postnatal check during first 2 days	0.806	0.036	134	170	1.041	0.044	0.735	0.878
Any problem accessing health care	0.530	0.039	393	493	1.534	0.073	0.452	0.607
Ever had vaccination card	1.000	0.000	57	75	na	0.000	1.000	1.000
Received BCG vaccination	0.986	0.014	57	75	0.934	0.015	0.957	1.000
Received DPT-HepB-Hib vaccination (3 doses)	0.974	0.019	57	75	0.919	0.020	0.936	1.000
Received pneumococcal vaccination (3 doses)	0.956	0.026	57	75	0.981	0.027	0.904	1.000
Received MCV 1 vaccination (12–23 months)	0.966	0.020	57	75	0.859	0.021	0.925	1.000
Fully vaccinated according to national schedule (12–23 months)	0.704	0.069	57	75	1.109	0.098	0.566	0.841
Received MCV 2 vaccination (24–35 months)	0.661	0.056	69	90	0.985	0.084	0.550	0.773
Fully vaccinated according to national schedule (24–35 months)	0.248	0.058	69	90	1.120	0.232	0.133	0.363
Sought treatment for diarrhoea	0.547	0.072	61	76	1.117	0.132	0.402	0.691
Treated with ORS	0.471	0.074	61	76	1.131	0.156	0.323	0.618
Height-for-age (-3SD)	0.035	0.009	328	419	0.916	0.263	0.016	0.053
Height-for-age (-2SD)	0.135	0.019	328	419	0.925	0.141	0.097	0.173
Weight-for-height (-2SD)	0.046	0.012	327	418	1.022	0.267	0.021	0.070
Weight-for-height (+2SD)	0.031	0.015	327	418	1.565	0.477	0.001	0.061
Weight-for-age (-2SD)	0.098	0.015	332	423	0.933	0.158	0.067	0.129
Exclusive breastfeeding	0.616	0.084	25	32	0.856	0.137	0.447	0.785
Minimum dietary diversity (children 6–23 months)	0.294	0.083	46	58	1.219	0.283	0.127	0.460
Body Mass Index (BMI) <18.5	0.043	0.011	302	376	0.960	0.263	0.020	0.066
Body Mass Index (BMI) ≥25.0	0.469	0.028	302	376	0.974	0.060	0.413	0.525
Body Mass Index-for-age (-2SD)	0.037	0.026	61	79	1.094	0.701	0.000	0.090
Body Mass Index-for-age (+1SD)	0.109	0.041	61	79	1.047	0.378	0.027	0.192
Minimum dietary diversity (women 15–49)	0.382	0.021	749	947	1.169	0.054	0.341	0.424
Child slept under an ITN last night	0.549	0.036	339	434	1.188	0.065	0.477	0.621
Pregnant women slept under an ITN last night	0.483	0.090	37	45	1.072	0.186	0.304	0.663
Received 3+ doses of SP/Fansidar	0.312	0.063	73	94	1.151	0.202	0.186	0.438
Child has fever in last 2 weeks	0.206	0.033	339	429	1.454	0.161	0.139	0.272
Child had blood taken from finger/heel	0.436	0.058	68	88	0.965	0.132	0.321	0.552

(Continued...)

Table B.5—Continued

VARIABLE	R	SE	N	WN	DEFT	SE/R	R-2SE	R+2SE
WOMEN								
Child took ACT	na	na	-	-	na	na	0.000	na
Discriminatory attitudes towards people with HIV	0.257	0.026	393	493	1.186	0.102	0.205	0.310
Condom use at last sex	0.497	0.071	54	72	1.026	0.142	0.356	0.638
Tested for HIV in the past 12 months and received the results of the last test	0.492	0.031	393	493	1.218	0.063	0.431	0.554
Employed in last 12 months	0.616	0.031	439	546	1.341	0.051	0.554	0.679
Employed in last 12 months, but not paid	0.060	0.017	268	337	1.183	0.287	0.025	0.094
Mobile phone ownership	0.832	0.017	749	947	1.208	0.020	0.799	0.865
Have and use a bank account or mobile phone for financial transactions	0.806	0.017	749	947	1.168	0.021	0.772	0.840
Participate in decisionmaking (all three decisions)	0.617	0.030	439	546	1.288	0.048	0.558	0.677
Agree with at least one specified reason a husband is justified in wife beating	0.261	0.019	749	947	1.207	0.074	0.222	0.299
Make own decisions about sexual relations, contraceptive use, and reproductive care	0.664	0.037	227	281	1.171	0.055	0.590	0.738
Experienced physical violence since age 15 by any perpetrator	0.245	0.032	368	500	1.408	0.129	0.182	0.308
Experienced sexual violence by any perpetrator ever	0.098	0.020	368	500	1.270	0.201	0.059	0.138
Experienced sexual violence by any non-intimate partner	0.044	0.016	368	500	1.479	0.361	0.012	0.076
Experienced physical/sexual violence by the current or most recent husband or intimate partner ever	0.216	0.033	340	437	1.478	0.153	0.150	0.282
Experienced emotional/physical/sexual violence by any husband or intimate partner ever in the past 12 months	0.212	0.026	340	437	1.187	0.124	0.160	0.265
MEN								
No education	0.031	0.014	372	442	1.617	0.473	0.002	0.060
Secondary education or higher	0.617	0.036	368	436	1.414	0.058	0.545	0.688
Literacy	0.958	0.016	372	442	1.519	0.016	0.927	0.990
Use of the internet in last 12 months	0.761	0.032	372	442	1.428	0.042	0.698	0.824
Current tobacco use	0.217	0.023	372	442	1.070	0.106	0.171	0.263
Want no more children	0.215	0.028	194	228	0.940	0.129	0.159	0.270
Discriminatory attitudes towards people with HIV	0.225	0.028	372	442	1.280	0.123	0.170	0.281
Condom use at last sex	0.687	0.044	134	162	1.104	0.065	0.598	0.776
Tested for HIV in the past 12 months and received the results of the last test	0.443	0.026	372	442	0.990	0.058	0.392	0.494
Male circumcision	0.976	0.010	372	442	1.232	0.010	0.956	0.996
Mobile phone ownership	0.889	0.015	372	442	0.901	0.017	0.859	0.918
Have and use a bank account or mobile phone for financial transactions	0.963	0.010	372	442	1.017	0.010	0.943	0.983
Agree with at least one specified reason a husband is justified in wife beating	0.402	0.034	372	442	1.352	0.086	0.334	0.471

Table B.6 Sampling errors: Kwale sample, Kenya 2022

VARIABLE	R	SE	N	WN	DEFT	SE/R	R-2SE	R+2SE
HOUSEHOLDS AND POPULATION								
Births registered with civil authority	0.751	0.031	459	326	1.195	0.042	0.688	0.813
Ownership of at least one ITN	0.740	0.020	759	504	1.247	0.027	0.700	0.780
Ownership of at least one ITN for every two persons	0.475	0.026	755	502	1.422	0.054	0.423	0.527
At least basic drinking water service	0.467	0.074	3,348	2,359	3.465	0.158	0.319	0.614
Water available when needed	0.681	0.041	3,348	2,359	2.005	0.060	0.599	0.762
At least basic sanitation service	0.321	0.046	3,348	2,359	2.311	0.145	0.228	0.413
Using open defecation	0.264	0.053	3,348	2,359	2.684	0.202	0.157	0.371
Using a handwashing facility with soap and water	0.227	0.030	3,145	2,225	1.651	0.134	0.166	0.288
WOMEN								
No education	0.181	0.024	711	498	1.673	0.133	0.133	0.230
Secondary education or higher	0.308	0.032	708	496	1.818	0.103	0.245	0.371
Literacy	0.817	0.027	711	498	1.881	0.033	0.763	0.872
Use of the internet in last 12 months	0.268	0.034	711	498	2.012	0.125	0.201	0.335
Current tobacco use	0.006	0.004	373	260	1.076	0.694	0.000	0.015
Total fertility rate (3 years)	4.189	0.354	1,975	1,380	1.458	0.085	3.481	4.897
Currently pregnant	0.072	0.012	711	498	1.189	0.160	0.049	0.095
Mean number of children ever born to women age 40–49	5.094	0.355	116	82	1.462	0.070	4.384	5.803
Median birth interval	34.423	2.220	297	221	1.606	0.064	29.983	38.862
Ideal number of children	4.855	0.194	355	247	1.465	0.040	4.466	5.243
Total wanted fertility rate (3 years)	3.694	0.357	1,023	709	1.074	0.097	2.981	4.408
Currently using any contraceptive method	0.346	0.031	428	302	1.340	0.089	0.284	0.408
Currently using any modern method	0.346	0.031	428	302	1.340	0.089	0.284	0.408
Currently using pill	0.023	0.006	428	302	0.844	0.267	0.011	0.035
Currently using injectables	0.182	0.027	428	302	1.461	0.150	0.127	0.236
Currently using implants	0.096	0.016	428	302	1.122	0.167	0.064	0.128
Currently using male condoms	0.003	0.003	428	302	1.117	0.999	0.000	0.009
Currently using any traditional method	0.000	0.000	428	302	na	na	0.000	0.000
Unmet need for spacing	0.148	0.027	226	159	1.133	0.181	0.095	0.202
Unmet need for limiting	0.096	0.027	226	159	1.392	0.286	0.041	0.150
Unmet need total	0.244	0.035	226	159	1.230	0.144	0.174	0.315
Demand satisfied by modern methods	0.571	0.053	133	90	1.219	0.093	0.464	0.678
Participation in decisionmaking about family planning	0.824	0.035	226	159	1.361	0.042	0.755	0.893
Not exposed to any of the eight media sources	0.039	0.013	373	260	1.263	0.327	0.013	0.064
Neonatal mortality (0–9 years)	18.687	5.441	822	604	1.040	0.291	7.804	29.569
Post-neonatal mortality (0–9 years)	4.366	2.185	820	602	0.978	0.500	0.000	8.736
Infant mortality (0–9 years)	23.053	6.243	822	604	1.110	0.271	10.567	35.539
Child mortality (0–9 years)	6.599	2.797	818	601	0.985	0.424	1.005	12.194
Under-5 mortality (0–9 years)	29.500	7.160	823	605	1.156	0.243	15.181	43.820
Perinatal mortality rate	25.959	6.715	422	306	0.884	0.259	12.528	39.389
Stillbirth rate	10.298	4.781	422	306	0.987	0.464	0.737	19.860
Early neonatal rate	15.783	5.340	419	303	0.894	0.338	5.103	26.464
Received ANC from a skilled provider	0.993	0.007	154	113	1.019	0.007	0.980	1.000
4+ ANC visits	0.719	0.043	154	113	1.176	0.059	0.634	0.805
8+ ANC visits	0.035	0.018	154	113	1.205	0.510	0.000	0.071
Took any iron-containing supplements	0.962	0.017	154	113	1.093	0.017	0.929	0.996
Mothers protected against tetanus for last birth	0.752	0.033	154	113	0.956	0.044	0.685	0.818
Delivered in a health facility	0.841	0.032	161	119	1.130	0.038	0.776	0.905
Delivered by a skilled provider	0.893	0.022	161	119	0.927	0.025	0.848	0.937
Delivered by C-section	0.063	0.018	161	119	0.980	0.290	0.027	0.100
Women with postnatal check during first 2 days	0.897	0.032	154	113	1.299	0.036	0.833	0.961
Newborns with postnatal check during first 2 days	0.856	0.047	154	113	1.648	0.055	0.762	0.950
Any problem accessing health care	0.879	0.025	373	260	1.461	0.028	0.829	0.928
Ever had vaccination card	1.000	0.000	84	62	na	0.000	1.000	1.000
Received BCG vaccination	0.961	0.019	84	62	0.928	0.020	0.923	1.000
Received DPT-HepB-Hib vaccination (3 doses)	0.825	0.035	84	62	0.853	0.042	0.755	0.895
Received pneumococcal vaccination (3 doses)	0.921	0.026	84	62	0.893	0.028	0.869	0.973
Received MCV 1 vaccination (12–23 months)	0.837	0.043	84	62	1.090	0.052	0.750	0.923
Fully vaccinated according to national schedule (12–23 months)	0.501	0.056	84	62	1.019	0.111	0.390	0.613
Received MCV 2 vaccination (24–35 months)	0.733	0.058	91	63	1.249	0.080	0.616	0.849
Fully vaccinated according to national schedule (24–35 months)	0.393	0.071	91	63	1.376	0.181	0.251	0.535
Sought treatment for diarrhoea	0.799	0.117	13	10	1.075	0.146	0.565	1.000
Treated with ORS	0.677	0.140	13	10	1.101	0.206	0.398	0.956
Height-for-age (-3SD)	0.069	0.017	444	315	1.301	0.243	0.035	0.102
Height-for-age (-2SD)	0.227	0.033	444	315	1.565	0.145	0.161	0.293
Weight-for-height (-2SD)	0.062	0.012	452	321	1.070	0.187	0.039	0.085
Weight-for-height (+2SD)	0.023	0.007	452	321	0.988	0.295	0.009	0.036
Weight-for-age (-2SD)	0.137	0.026	446	316	1.686	0.191	0.085	0.189
Exclusive breastfeeding	0.740	0.109	22	17	1.134	0.148	0.521	0.959
Minimum dietary diversity (children 6–23 months)	0.238	0.065	59	41	1.164	0.274	0.108	0.369
Body Mass Index (BMI) <18.5	0.102	0.024	252	174	1.269	0.240	0.053	0.150
Body Mass Index (BMI) ≥25.0	0.387	0.040	252	174	1.279	0.102	0.307	0.466
Body Mass Index-for-age (-2SD)	0.024	0.016	82	59	0.980	0.681	0.000	0.057
Body Mass Index-for-age (+1SD)	0.129	0.042	82	59	1.142	0.325	0.045	0.212
Minimum dietary diversity (women 15–49)	0.146	0.026	711	498	1.942	0.176	0.095	0.198
Child slept under an ITN last night	0.664	0.036	464	329	1.348	0.054	0.593	0.736
Pregnant women slept under an ITN last night	0.601	0.085	52	35	1.249	0.142	0.430	0.772
Received 3+ doses of SP/Fansidar	0.277	0.058	84	60	1.172	0.208	0.162	0.393
Child has fever in last 2 weeks	0.059	0.015	409	296	1.209	0.246	0.030	0.088
Child had blood taken from finger/heel	0.285	0.089	22	17	0.964	0.313	0.107	0.463

(Continued...)

Table B.6—Continued

VARIABLE	R	SE	N	WN	DEFT	SE/R	R-2SE	R+2SE
WOMEN								
Child took ACT	0.402	0.152	5	4	0.650	0.379	0.097	0.706
Discriminatory attitudes towards people with HIV	0.098	0.014	370	257	0.910	0.144	0.070	0.126
Condom use at last sex	0.123	0.056	36	20	1.007	0.455	0.011	0.234
Tested for HIV in the past 12 months and received the results of the last test	0.388	0.032	373	260	1.277	0.083	0.324	0.453
Employed in last 12 months	0.261	0.029	428	302	1.357	0.111	0.203	0.319
Employed in last 12 months, but not paid	0.019	0.013	126	79	1.042	0.665	0.000	0.045
Mobile phone ownership	0.638	0.032	711	498	1.762	0.050	0.574	0.701
Have and use a bank account or mobile phone for financial transactions	0.669	0.028	711	498	1.606	0.042	0.612	0.725
Participate in decisionmaking (all three decisions)	0.698	0.036	428	302	1.620	0.052	0.626	0.770
Agree with at least one specified reason a husband is justified in wife beating	0.420	0.022	711	498	1.195	0.053	0.376	0.464
Make own decisions about sexual relations, contraceptive use, and reproductive care	0.463	0.036	226	159	1.068	0.077	0.392	0.534
Experienced physical violence since age 15 by any perpetrator	0.131	0.018	372	264	1.009	0.135	0.095	0.166
Experienced sexual violence by any perpetrator ever	0.043	0.009	372	264	0.889	0.219	0.024	0.061
Experienced sexual violence by any non-intimate partner	0.005	0.005	372	264	1.342	0.982	0.000	0.015
Experienced physical/sexual violence by the current or most recent husband or intimate partner ever	0.157	0.021	316	210	1.019	0.133	0.115	0.199
Experienced emotional/physical/sexual violence by any husband or intimate partner ever in the past 12 months	0.200	0.021	316	210	0.953	0.107	0.157	0.243
MEN								
No education	0.044	0.012	320	209	1.037	0.271	0.020	0.068
Secondary education or higher	0.389	0.047	318	208	1.698	0.120	0.296	0.482
Literacy	0.849	0.030	320	209	1.498	0.035	0.789	0.909
Use of the internet in last 12 months	0.522	0.043	320	209	1.528	0.082	0.436	0.607
Current tobacco use	0.157	0.024	320	209	1.194	0.155	0.108	0.205
Want no more children	0.294	0.046	133	85	1.160	0.157	0.202	0.386
Discriminatory attitudes towards people with HIV	0.204	0.030	320	209	1.310	0.145	0.145	0.263
Condom use at last sex	0.588	0.055	111	73	1.172	0.094	0.477	0.698
Tested for HIV in the past 12 months and received the results of the last test	0.400	0.037	320	209	1.361	0.093	0.325	0.474
Male circumcision	0.994	0.004	320	209	1.002	0.004	0.985	1.000
Mobile phone ownership	0.762	0.031	320	209	1.300	0.041	0.700	0.824
Have and use a bank account or mobile phone for financial transactions	0.734	0.034	320	209	1.363	0.046	0.667	0.802
Agree with at least one specified reason a husband is justified in wife beating	0.514	0.035	320	209	1.263	0.069	0.443	0.585

Table B.7 Sampling errors: Kilifi sample, Kenya 2022

VARIABLE	R	SE	N	WN	DEFT	SE/R	R-2SE	R+2SE
HOUSEHOLDS AND POPULATION								
Births registered with civil authority	0.813	0.025	416	540	1.126	0.031	0.763	0.863
Ownership of at least one ITN	0.744	0.020	835	996	1.337	0.027	0.704	0.785
Ownership of at least one ITN for every two persons	0.482	0.022	829	989	1.263	0.046	0.438	0.526
At least basic drinking water service	0.662	0.067	3,425	4,293	3.163	0.101	0.528	0.796
Water available when needed	0.472	0.035	3,425	4,293	1.677	0.075	0.402	0.543
At least basic sanitation service	0.293	0.036	3,425	4,293	1.896	0.122	0.221	0.365
Using open defecation	0.210	0.070	3,425	4,293	3.657	0.334	0.070	0.350
Using a handwashing facility with soap and water	0.097	0.017	3,340	4,183	1.403	0.172	0.064	0.131
WOMEN								
No education	0.133	0.017	742	928	1.400	0.132	0.098	0.168
Secondary education or higher	0.303	0.025	736	920	1.479	0.083	0.253	0.353
Literacy	0.810	0.017	742	928	1.158	0.021	0.776	0.843
Use of the internet in last 12 months	0.246	0.028	742	928	1.792	0.115	0.189	0.303
Current tobacco use	0.028	0.009	393	489	1.087	0.323	0.010	0.046
Total fertility rate (3 years)	3.374	0.261	2,039	2,542	1.167	0.077	2.851	3.896
Currently pregnant	0.068	0.010	742	928	1.108	0.151	0.048	0.088
Mean number of children ever born to women age 40–49	5.535	0.362	128	155	1.293	0.065	4.810	6.259
Median birth interval	37.154	1.630	280	374	1.134	0.044	33.894	40.414
Ideal number of children	4.306	0.136	375	466	1.249	0.032	4.033	4.579
Total wanted fertility rate (3 years)	2.375	0.279	1,087	1,350	1.310	0.117	1.817	2.932
Currently using any contraceptive method	0.486	0.027	383	483	1.070	0.056	0.432	0.541
Currently using any modern method	0.447	0.028	383	483	1.110	0.063	0.390	0.503
Currently using pill	0.037	0.009	383	483	0.967	0.251	0.019	0.056
Currently using injectables	0.174	0.022	383	483	1.115	0.124	0.131	0.218
Currently using implants	0.178	0.018	383	483	0.911	0.100	0.142	0.213
Currently using male condoms	0.001	0.001	383	483	0.544	1.014	0.000	0.002
Currently using any traditional method	0.039	0.009	383	483	0.881	0.222	0.022	0.057
Unmet need for spacing	0.085	0.022	205	255	1.114	0.256	0.042	0.129
Unmet need for limiting	0.094	0.019	205	255	0.937	0.203	0.056	0.133
Unmet need total	0.179	0.030	205	255	1.098	0.165	0.120	0.238
Demand satisfied by modern methods	0.681	0.043	140	176	1.102	0.064	0.594	0.767
Participation in decisionmaking about family planning	0.938	0.017	205	255	1.014	0.018	0.904	0.972
Not exposed to any of the eight media sources	0.068	0.013	393	489	1.013	0.189	0.042	0.094
Neonatal mortality (0–9 years)	24.089	5.809	788	1,034	0.945	0.241	12.470	35.708
Post-neonatal mortality (0–9 years)	10.122	5.065	786	1,031	1.435	0.500	0.000	20.252
Infant mortality (0–9 years)	34.211	9.217	788	1,034	1.206	0.269	15.777	52.644
Child mortality (0–9 years)	5.660	2.601	794	1,038	1.035	0.459	0.459	10.862
Under-5 mortality (0–9 years)	39.677	10.559	789	1,035	1.254	0.266	18.559	60.796
Perinatal mortality rate	45.337	9.672	396	525	0.937	0.213	25.993	64.681
Stillbirth rate	29.363	9.079	396	525	1.049	0.309	11.205	47.520
Early neonatal rate	16.457	7.550	385	509	1.209	0.459	1.358	31.557
Received ANC from a skilled provider	0.993	0.007	139	188	0.969	0.007	0.980	1.000
4+ ANC visits	0.773	0.033	139	188	0.913	0.042	0.708	0.839
8+ ANC visits	0.089	0.027	139	188	1.128	0.308	0.034	0.143
Took any iron-containing supplements	0.951	0.019	139	188	1.053	0.020	0.913	0.990
Mothers protected against tetanus for last birth	0.710	0.034	139	188	0.881	0.048	0.642	0.778
Delivered in a health facility	0.845	0.040	141	191	1.368	0.048	0.765	0.926
Delivered by a skilled provider	0.845	0.041	141	191	1.396	0.049	0.763	0.928
Delivered by C-section	0.091	0.023	141	191	0.902	0.255	0.045	0.138
Women with postnatal check during first 2 days	0.832	0.049	139	188	1.529	0.059	0.734	0.930
Newborns with postnatal check during first 2 days	0.899	0.037	139	188	1.440	0.041	0.825	0.973
Any problem accessing health care	0.519	0.049	393	489	1.940	0.095	0.421	0.617
Ever had vaccination card	1.000	0.000	66	89	na	0.000	1.000	1.000
Received BCG vaccination	1.000	0.000	66	89	na	0.000	1.000	1.000
Received DPT-HepB-Hib vaccination (3 doses)	0.937	0.029	66	89	1.002	0.031	0.879	0.995
Received pneumococcal vaccination (3 doses)	0.906	0.029	66	89	0.840	0.032	0.847	0.964
Received MCV 1 vaccination (12–23 months)	0.951	0.026	66	89	0.996	0.027	0.899	1.000
Fully vaccinated according to national schedule (12–23 months)	0.625	0.054	66	89	0.943	0.087	0.517	0.734
Received MCV 2 vaccination (24–35 months)	0.668	0.058	72	92	1.033	0.087	0.552	0.785
Fully vaccinated according to national schedule (24–35 months)	0.476	0.050	72	92	0.855	0.106	0.375	0.576
Sought treatment for diarrhoea	0.633	0.063	72	100	1.111	0.099	0.508	0.758
Treated with ORS	0.599	0.067	72	100	1.184	0.112	0.464	0.734
Height-for-age (-3SD)	0.134	0.018	404	521	1.081	0.134	0.098	0.170
Height-for-age (-2SD)	0.370	0.027	404	521	1.106	0.073	0.315	0.428
Weight-for-height (-2SD)	0.072	0.013	402	519	1.102	0.185	0.045	0.098
Weight-for-height (+2SD)	0.048	0.013	402	519	1.256	0.270	0.022	0.074
Weight-for-age (-2SD)	0.195	0.021	408	526	1.048	0.105	0.154	0.236
Exclusive breastfeeding	0.906	0.058	19	22	0.856	0.065	0.789	1.000
Minimum dietary diversity (children 6–23 months)	0.207	0.063	52	70	1.113	0.306	0.080	0.333
Body Mass Index (BMI) <18.5	0.057	0.014	270	330	0.955	0.239	0.030	0.084
Body Mass Index (BMI) ≥25.0	0.383	0.041	270	330	1.365	0.107	0.301	0.465
Body Mass Index-for-age (-2SD)	0.041	0.022	81	105	1.034	0.549	0.000	0.085
Body Mass Index-for-age (+1SD)	0.074	0.032	81	105	1.119	0.433	0.010	0.138
Minimum dietary diversity (women 15–49)	0.223	0.020	742	928	1.335	0.092	0.182	0.264
Child slept under an ITN last night	0.724	0.030	418	541	1.158	0.041	0.665	0.783
Pregnant women slept under an ITN last night	0.700	0.057	48	61	0.859	0.081	0.587	0.814
Received 3+ doses of SP/Fansidar	0.276	0.077	72	93	1.437	0.278	0.122	0.429
Child has fever in last 2 weeks	0.164	0.027	373	494	1.361	0.165	0.110	0.219
Child had blood taken from finger/heel	0.307	0.054	57	81	0.872	0.178	0.198	0.416

(Continued...)

Table B.7—Continued

VARIABLE	R	SE	N	WN	DEFT	SE/R	R-2SE	R+2SE
WOMEN								
Child took ACT	1.000	0.000	5	6	na	0.000	1.000	1.000
Discriminatory attitudes towards people with HIV	0.261	0.028	391	486	1.239	0.106	0.206	0.316
Condom use at last sex	0.307	0.048	81	97	0.938	0.157	0.210	0.403
Tested for HIV in the past 12 months and received the results of the last test	0.398	0.032	393	489	1.285	0.080	0.335	0.462
Employed in last 12 months	0.593	0.036	383	483	1.435	0.061	0.520	0.665
Employed in last 12 months, but not paid	0.017	0.009	228	286	1.044	0.527	0.000	0.035
Mobile phone ownership	0.645	0.024	742	928	1.374	0.037	0.596	0.693
Have and use a bank account or mobile phone for financial transactions	0.729	0.021	742	928	1.310	0.029	0.686	0.772
Participate in decisionmaking (all three decisions)	0.582	0.033	383	483	1.305	0.057	0.516	0.648
Agree with at least one specified reason a husband is justified in wife beating	0.427	0.035	742	928	1.933	0.082	0.357	0.498
Make own decisions about sexual relations, contraceptive use, and reproductive care	0.654	0.030	205	255	0.911	0.046	0.593	0.715
Experienced physical violence since age 15 by any perpetrator	0.201	0.029	379	491	1.394	0.143	0.143	0.259
Experienced sexual violence by any perpetrator ever	0.122	0.023	379	491	1.356	0.187	0.076	0.168
Experienced sexual violence by any non-intimate partner	0.010	0.006	379	491	1.151	0.596	0.000	0.021
Experienced physical/sexual violence by the current or most recent husband or intimate partner ever	0.241	0.031	310	369	1.261	0.127	0.180	0.303
Experienced emotional/physical/sexual violence by any husband or intimate partner ever in the past 12 months	0.190	0.033	310	369	1.457	0.172	0.124	0.255
MEN								
No education	0.008	0.005	319	405	1.097	0.701	0.000	0.018
Secondary education or higher	0.441	0.037	319	405	1.311	0.083	0.368	0.515
Literacy	0.989	0.006	319	405	1.051	0.006	0.977	1.000
Use of the internet in last 12 months	0.490	0.032	319	405	1.148	0.066	0.426	0.554
Current tobacco use	0.135	0.017	319	405	0.879	0.124	0.102	0.169
Want no more children	0.217	0.035	131	164	0.982	0.164	0.146	0.287
Discriminatory attitudes towards people with HIV	0.141	0.026	319	405	1.340	0.186	0.088	0.193
Condom use at last sex	0.657	0.047	119	155	1.075	0.072	0.563	0.751
Tested for HIV in the past 12 months and received the results of the last test	0.343	0.025	319	405	0.938	0.073	0.293	0.393
Male circumcision	0.992	0.006	319	405	1.164	0.006	0.980	1.000
Mobile phone ownership	0.768	0.023	319	405	0.979	0.030	0.722	0.815
Have and use a bank account or mobile phone for financial transactions	0.867	0.019	319	405	0.998	0.022	0.829	0.905
Agree with at least one specified reason a husband is justified in wife beating	0.419	0.035	319	405	1.271	0.084	0.349	0.490

Table B.8 Sampling errors: Tana River sample, Kenya 2022

VARIABLE	R	SE	N	WN	DEFT	SE/R	R-2SE	R+2SE
HOUSEHOLDS AND POPULATION								
Births registered with civil authority	0.578	0.045	635	147	1.842	0.078	0.488	0.669
Ownership of at least one ITN	0.713	0.024	772	182	1.488	0.034	0.665	0.762
Ownership of at least one ITN for every two persons	0.343	0.030	766	180	1.732	0.087	0.284	0.403
At least basic drinking water service	0.487	0.071	3,694	864	3.461	0.145	0.346	0.629
Water available when needed	0.428	0.042	3,694	864	2.083	0.097	0.345	0.512
At least basic sanitation service	0.092	0.021	3,694	864	1.785	0.223	0.051	0.133
Using open defecation	0.552	0.068	3,694	864	3.373	0.124	0.416	0.689
Using a handwashing facility with soap and water	0.073	0.020	2,737	658	1.791	0.276	0.033	0.113
WOMEN								
No education	0.420	0.060	641	149	3.047	0.142	0.300	0.540
Secondary education or higher	0.176	0.037	639	149	2.457	0.211	0.102	0.251
Literacy	0.506	0.052	641	149	2.617	0.103	0.402	0.610
Use of the internet in last 12 months	0.135	0.026	641	149	1.940	0.195	0.082	0.187
Current tobacco use	0.003	0.003	337	79	1.063	0.998	0.000	0.010
Total fertility rate (3 years)	5.730	0.428	1,800	418	1.198	0.075	4.874	6.586
Currently pregnant	0.086	0.010	641	149	0.909	0.117	0.066	0.106
Mean number of children ever born to women age 40–49	5.848	0.306	79	19	1.139	0.052	5.236	6.460
Median birth interval	29.563	0.572	498	114	1.393	0.019	28.419	30.707
Ideal number of children	6.346	0.240	321	75	1.661	0.038	5.866	6.827
Total wanted fertility rate (3 years)	5.189	0.484	959	225	0.991	0.093	4.222	6.156
Currently using any contraceptive method	0.248	0.035	456	107	1.725	0.141	0.178	0.318
Currently using any modern method	0.232	0.034	456	107	1.692	0.145	0.165	0.299
Currently using pill	0.011	0.004	456	107	0.809	0.363	0.003	0.019
Currently using injectables	0.131	0.022	456	107	1.413	0.171	0.086	0.175
Currently using implants	0.051	0.016	456	107	1.518	0.309	0.019	0.082
Currently using male condoms	0.005	0.003	456	107	1.062	0.734	0.000	0.011
Currently using any traditional method	0.016	0.006	456	107	1.026	0.374	0.004	0.028
Unmet need for spacing	0.294	0.041	242	56	1.383	0.138	0.213	0.376
Unmet need for limiting	0.042	0.017	242	56	1.297	0.402	0.008	0.075
Unmet need total	0.336	0.036	242	56	1.182	0.107	0.264	0.408
Demand satisfied by modern methods	0.394	0.053	139	33	1.271	0.133	0.289	0.500
Participation in decisionmaking about family planning	0.889	0.023	242	56	1.143	0.026	0.842	0.935
Not exposed to any of the eight media sources	0.320	0.051	337	79	2.002	0.160	0.217	0.422
Neonatal mortality (0–9 years)	23.363	6.494	1,183	274	1.407	0.278	10.375	36.350
Post-neonatal mortality (0–9 years)	14.166	3.531	1,186	275	0.995	0.249	7.105	21.227
Infant mortality (0–9 years)	37.529	7.371	1,183	274	1.268	0.196	22.787	52.271
Child mortality (0–9 years)	8.156	2.719	1,135	264	1.011	0.333	2.718	13.593
Under-5 mortality (0–9 years)	45.379	7.691	1,186	275	1.245	0.169	29.996	60.762
Perinatal mortality rate	34.786	7.939	627	144	1.036	0.228	18.908	50.663
Stillbirth rate	17.129	5.546	627	144	0.968	0.324	6.037	28.221
Early neonatal rate	17.964	4.709	617	142	0.878	0.262	8.546	27.383
Received ANC from a skilled provider	0.953	0.021	242	55	1.563	0.022	0.910	0.996
4+ ANC visits	0.612	0.041	242	55	1.315	0.067	0.530	0.695
8+ ANC visits	0.013	0.008	242	55	1.109	0.628	0.000	0.029
Took any iron-containing supplements	0.866	0.031	242	55	1.396	0.035	0.805	0.927
Mothers protected against tetanus for last birth	0.622	0.057	242	55	1.801	0.091	0.509	0.735
Delivered in a health facility	0.516	0.071	248	56	2.182	0.138	0.374	0.658
Delivered by a skilled provider	0.592	0.063	248	56	2.004	0.106	0.466	0.718
Delivered by C-section	0.069	0.020	248	56	1.194	0.284	0.030	0.109
Women with postnatal check during first 2 days	0.599	0.049	242	55	1.554	0.082	0.501	0.697
Newborns with postnatal check during first 2 days	0.594	0.048	242	55	1.507	0.081	0.498	0.689
Any problem accessing health care	0.884	0.028	337	79	1.589	0.031	0.828	0.940
Ever had vaccination card	0.968	0.018	109	26	1.062	0.019	0.932	1.000
Received BCG vaccination	0.946	0.022	109	26	1.005	0.023	0.902	0.989
Received DPT-HepB-Hib vaccination (3 doses)	0.808	0.043	109	26	1.068	0.054	0.721	0.895
Received pneumococcal vaccination (3 doses)	0.806	0.046	109	26	1.137	0.058	0.713	0.898
Received MCV 1 vaccination (12–23 months)	0.831	0.040	109	26	1.120	0.049	0.750	0.912
Fully vaccinated according to national schedule (12–23 months)	0.392	0.059	109	26	1.254	0.152	0.273	0.511
Received MCV 2 vaccination (24–35 months)	0.537	0.050	106	25	1.041	0.093	0.437	0.637
Fully vaccinated according to national schedule (24–35 months)	0.281	0.051	106	25	1.172	0.181	0.180	0.383
Sought treatment for diarrhoea	0.602	0.056	98	22	1.060	0.092	0.491	0.713
Treated with ORS	0.541	0.052	98	22	0.980	0.097	0.437	0.646
Height-for-age (-3SD)	0.056	0.010	620	144	1.120	0.186	0.035	0.077
Height-for-age (-2SD)	0.211	0.021	620	144	1.201	0.100	0.169	0.253
Weight-for-height (-2SD)	0.113	0.015	618	144	1.091	0.131	0.083	0.142
Weight-for-height (+2SD)	0.026	0.011	618	144	1.546	0.419	0.004	0.047
Weight-for-age (-2SD)	0.168	0.020	620	144	1.218	0.118	0.128	0.208
Exclusive breastfeeding	0.370	0.121	34	7	1.418	0.327	0.128	0.612
Minimum dietary diversity (children 6–23 months)	0.115	0.044	95	21	1.329	0.382	0.027	0.203
Body Mass Index (BMI) <18.5	0.248	0.038	238	55	1.359	0.155	0.171	0.325
Body Mass Index (BMI) ≥25.0	0.219	0.042	238	55	1.537	0.190	0.135	0.302
Body Mass Index-for-age (-2SD)	0.099	0.038	52	14	0.973	0.386	0.023	0.175
Body Mass Index-for-age (+1SD)	0.019	0.019	52	14	1.046	0.994	0.000	0.056
Minimum dietary diversity (women 15–49)	0.167	0.033	641	149	2.257	0.200	0.100	0.234
Child slept under an ITN last night	0.655	0.036	631	146	1.541	0.055	0.583	0.727
Pregnant women slept under an ITN last night	0.685	0.055	55	13	0.874	0.080	0.575	0.794
Received 3+ doses of SP/Fansidar	0.058	0.021	130	29	1.002	0.356	0.017	0.099
Child has fever in last 2 weeks	0.177	0.018	599	137	1.106	0.104	0.140	0.213
Child had blood taken from finger/heel	0.278	0.045	103	24	0.974	0.161	0.188	0.367

(Continued...)

Table B.8—Continued

VARIABLE	R	SE	N	WN	DEFT	SE/R	R-2SE	R+2SE
WOMEN								
Child took ACT	0.180	0.131	8	2	1.006	0.726	0.000	0.442
Discriminatory attitudes towards people with HIV	0.659	0.041	336	79	1.573	0.062	0.577	0.740
Condom use at last sex	0.328	0.106	17	3	0.904	0.322	0.117	0.539
Tested for HIV in the past 12 months and received the results of the last test	0.293	0.035	337	79	1.411	0.120	0.223	0.364
Employed in last 12 months	0.226	0.026	456	107	1.337	0.116	0.173	0.278
Employed in last 12 months, but not paid	0.256	0.073	97	24	1.626	0.286	0.109	0.402
Mobile phone ownership	0.595	0.040	641	149	2.033	0.066	0.516	0.674
Have and use a bank account or mobile phone for financial transactions	0.524	0.035	641	149	1.766	0.067	0.454	0.594
Participate in decisionmaking (all three decisions)	0.514	0.037	456	107	1.582	0.072	0.440	0.588
Agree with at least one specified reason a husband is justified in wife beating	0.388	0.035	641	149	1.793	0.089	0.318	0.457
Make own decisions about sexual relations, contraceptive use, and reproductive care	0.420	0.052	242	56	1.625	0.123	0.316	0.524
Experienced physical violence since age 15 by any perpetrator	0.358	0.024	385	81	0.987	0.067	0.310	0.406
Experienced sexual violence by any perpetrator ever	0.023	0.008	385	81	1.038	0.344	0.007	0.039
Experienced sexual violence by any non-intimate partner	0.003	0.003	385	81	1.003	1.000	0.000	0.008
Experienced physical/sexual violence by the current or most recent husband or intimate partner ever	0.358	0.027	342	68	1.044	0.076	0.304	0.412
Experienced emotional/physical/sexual violence by any husband or intimate partner ever in the past 12 months	0.419	0.024	342	68	0.916	0.058	0.370	0.468
MEN								
No education	0.295	0.050	293	64	1.855	0.169	0.195	0.394
Secondary education or higher	0.282	0.033	292	64	1.238	0.116	0.217	0.348
Literacy	0.674	0.051	293	64	1.841	0.075	0.572	0.775
Use of the internet in last 12 months	0.218	0.040	293	64	1.667	0.186	0.137	0.298
Current tobacco use	0.121	0.033	293	64	1.724	0.273	0.055	0.187
Want no more children	0.019	0.011	166	35	1.006	0.569	0.000	0.040
Discriminatory attitudes towards people with HIV	0.195	0.049	289	63	2.106	0.253	0.096	0.294
Condom use at last sex	0.900	0.067	24	4	1.072	0.075	0.765	1.000
Tested for HIV in the past 12 months and received the results of the last test	0.146	0.024	293	64	1.174	0.166	0.098	0.195
Male circumcision	0.989	0.005	293	64	0.864	0.005	0.979	1.000
Mobile phone ownership	0.763	0.027	293	64	1.095	0.036	0.708	0.817
Have and use a bank account or mobile phone for financial transactions	0.496	0.044	293	64	1.500	0.089	0.408	0.584
Agree with at least one specified reason a husband is justified in wife beating	0.229	0.043	293	64	1.759	0.190	0.142	0.316

Table B.9 Sampling errors: Lamu sample, Kenya 2022

VARIABLE	R	SE	N	WN	DEFT	SE/R	R-2SE	R+2SE
HOUSEHOLDS AND POPULATION								
Births registered with civil authority	0.808	0.035	436	65	1.493	0.044	0.737	0.879
Ownership of at least one ITN	0.659	0.032	694	109	1.792	0.049	0.594	0.724
Ownership of at least one ITN for every two persons	0.433	0.032	685	107	1.712	0.075	0.368	0.498
At least basic drinking water service	0.659	0.046	3,139	470	2.150	0.070	0.566	0.752
Water available when needed	0.432	0.042	3,139	470	1.935	0.098	0.348	0.517
At least basic sanitation service	0.439	0.037	3,139	470	1.665	0.084	0.366	0.513
Using open defecation	0.158	0.044	3,139	470	2.520	0.279	0.070	0.246
Using a handwashing facility with soap and water	0.234	0.027	2,403	357	1.305	0.116	0.180	0.289
WOMEN								
No education	0.125	0.027	675	101	2.090	0.213	0.072	0.179
Secondary education or higher	0.344	0.033	665	100	1.795	0.096	0.277	0.410
Literacy	0.842	0.029	675	101	2.062	0.035	0.784	0.900
Use of the internet in last 12 months	0.344	0.030	675	101	1.612	0.086	0.285	0.403
Current tobacco use	0.027	0.011	358	54	1.314	0.418	0.004	0.050
Total fertility rate (3 years)	4.595	0.294	1,866	281	1.047	0.064	4.008	5.183
Currently pregnant	0.088	0.014	675	101	1.259	0.156	0.060	0.115
Mean number of children ever born to women age 40–49	4.887	0.280	136	20	1.330	0.057	4.327	5.448
Median birth interval	39.101	1.724	327	49	1.373	0.044	35.653	42.549
Ideal number of children	4.476	0.185	333	50	1.396	0.041	4.107	4.845
Total wanted fertility rate (3 years)	4.442	0.344	988	149	1.000	0.078	3.753	5.131
Currently using any contraceptive method	0.424	0.036	394	59	1.432	0.084	0.352	0.496
Currently using any modern method	0.392	0.036	394	59	1.479	0.093	0.319	0.465
Currently using pill	0.056	0.013	394	59	1.107	0.229	0.030	0.082
Currently using injectables	0.137	0.019	394	59	1.121	0.142	0.098	0.176
Currently using implants	0.105	0.020	394	59	1.283	0.189	0.066	0.145
Currently using male condoms	0.011	0.006	394	59	1.146	0.559	0.000	0.022
Currently using any traditional method	0.032	0.009	394	59	1.056	0.291	0.014	0.051
Unmet need for spacing	0.080	0.023	219	33	1.237	0.285	0.034	0.125
Unmet need for limiting	0.088	0.021	219	33	1.105	0.240	0.046	0.131
Unmet need total	0.168	0.029	219	33	1.144	0.173	0.110	0.226
Demand satisfied by modern methods	0.648	0.049	136	21	1.215	0.076	0.549	0.747
Participation in decisionmaking about family planning	0.954	0.018	219	33	1.289	0.019	0.918	0.991
Not exposed to any of the eight media sources	0.181	0.027	358	54	1.310	0.148	0.127	0.234
Neonatal mortality (0–9 years)	26.050	6.401	819	123	1.024	0.246	13.247	38.852
Post-neonatal mortality (0–9 years)	15.301	4.694	828	124	1.057	0.307	5.913	24.689
Infant mortality (0–9 years)	41.350	6.917	819	123	0.960	0.167	27.516	55.185
Child mortality (0–9 years)	8.689	3.300	794	118	1.010	0.380	2.090	15.289
Under-5 mortality (0–9 years)	49.680	7.734	820	123	0.929	0.156	34.213	65.147
Perinatal mortality rate	41.110	9.489	437	66	0.909	0.231	22.133	60.088
Stillbirth rate	10.963	4.322	437	66	0.877	0.394	2.319	19.607
Early neonatal rate	30.481	8.971	431	66	0.979	0.294	12.539	48.424
Received ANC from a skilled provider	0.979	0.013	176	27	1.211	0.013	0.953	1.000
4+ ANC visits	0.705	0.032	176	27	0.932	0.046	0.641	0.769
8+ ANC visits	0.034	0.015	176	27	1.077	0.433	0.005	0.064
Took any iron-containing supplements	0.871	0.027	176	27	1.064	0.031	0.818	0.925
Mothers protected against tetanus for last birth	0.818	0.037	176	27	1.273	0.046	0.743	0.892
Delivered in a health facility	0.903	0.028	190	29	1.339	0.032	0.846	0.960
Delivered by a skilled provider	0.925	0.029	190	29	1.537	0.031	0.867	0.983
Delivered by C-section	0.194	0.038	190	29	1.186	0.198	0.117	0.270
Women with postnatal check during first 2 days	0.875	0.031	176	27	1.237	0.035	0.813	0.937
Newborns with postnatal check during first 2 days	0.896	0.029	176	27	1.252	0.032	0.838	0.954
Any problem accessing health care	0.506	0.043	358	54	1.627	0.085	0.420	0.592
Ever had vaccination card	0.976	0.023	86	13	1.384	0.023	0.931	1.000
Received BCG vaccination	0.986	0.014	86	13	1.073	0.014	0.959	1.000
Received DPT-HepB-Hib vaccination (3 doses)	0.851	0.040	86	13	0.935	0.047	0.770	0.931
Received pneumococcal vaccination (3 doses)	0.843	0.039	86	13	0.888	0.046	0.765	0.920
Received MCV 1 vaccination (12–23 months)	0.864	0.050	86	13	1.358	0.058	0.763	0.964
Fully vaccinated according to national schedule (12–23 months)	0.542	0.052	86	13	0.919	0.095	0.439	0.645
Received MCV 2 vaccination (24–35 months)	0.496	0.070	73	11	1.171	0.142	0.356	0.637
Fully vaccinated according to national schedule (24–35 months)	0.366	0.063	73	11	1.095	0.173	0.239	0.492
Sought treatment for diarrhoea	0.768	0.036	111	16	0.836	0.046	0.697	0.839
Treated with ORS	0.612	0.052	111	16	1.041	0.085	0.508	0.716
Height-for-age (-3SD)	0.025	0.009	415	62	1.081	0.360	0.007	0.043
Height-for-age (-2SD)	0.161	0.024	415	62	1.194	0.149	0.113	0.209
Weight-for-height (-2SD)	0.035	0.009	419	63	0.970	0.250	0.018	0.053
Weight-for-height (+2SD)	0.012	0.005	419	63	1.008	0.451	0.001	0.023
Weight-for-age (-2SD)	0.125	0.020	416	62	1.069	0.162	0.085	0.166
Exclusive breastfeeding	0.376	0.127	27	5	1.318	0.338	0.122	0.630
Minimum dietary diversity (children 6–23 months)	0.413	0.086	65	10	1.388	0.208	0.241	0.585
Body Mass Index (BMI) <18.5	0.124	0.026	237	36	1.223	0.211	0.071	0.176
Body Mass Index (BMI) ≥25.0	0.493	0.038	237	36	1.183	0.078	0.416	0.570
Body Mass Index-for-age (-2SD)	0.058	0.028	74	10	0.996	0.482	0.002	0.114
Body Mass Index-for-age (+1SD)	0.171	0.050	74	10	1.103	0.291	0.071	0.271
Minimum dietary diversity (women 15–49)	0.342	0.034	675	101	1.855	0.099	0.274	0.409
Child slept under an ITN last night	0.609	0.041	433	65	1.386	0.068	0.526	0.691
Pregnant women slept under an ITN last night	0.469	0.094	57	9	1.379	0.199	0.282	0.656
Received 3+ doses of SP/Fansidar	0.422	0.041	96	16	0.819	0.098	0.340	0.505
Child has fever in last 2 weeks	0.288	0.026	410	62	1.145	0.091	0.235	0.340
Child had blood taken from finger/heel	0.195	0.038	120	18	1.000	0.196	0.118	0.271

(Continued...)

Table B.9—Continued

VARIABLE	R	SE	N	WN	DEFT	SE/R	R-2SE	R+2SE
WOMEN								
Child took ACT	0.386	0.242	4	1	0.907	0.628	0.000	0.870
Discriminatory attitudes towards people with HIV	0.395	0.037	356	53	1.413	0.093	0.322	0.469
Condom use at last sex	0.364	0.084	32	6	0.969	0.230	0.197	0.532
Tested for HIV in the past 12 months and received the results of the last test	0.355	0.034	358	54	1.355	0.097	0.287	0.424
Employed in last 12 months	0.579	0.054	394	59	2.157	0.093	0.471	0.687
Employed in last 12 months, but not paid	0.240	0.049	220	34	1.681	0.203	0.143	0.337
Mobile phone ownership	0.672	0.025	675	101	1.398	0.038	0.622	0.723
Have and use a bank account or mobile phone for financial transactions	0.698	0.024	675	101	1.365	0.035	0.650	0.746
Participate in decisionmaking (all three decisions)	0.678	0.045	394	59	1.886	0.066	0.589	0.767
Agree with at least one specified reason a husband is justified in wife beating	0.420	0.029	675	101	1.526	0.069	0.361	0.478
Make own decisions about sexual relations, contraceptive use, and reproductive care	0.658	0.062	219	33	1.909	0.094	0.534	0.781
Experienced physical violence since age 15 by any perpetrator	0.339	0.023	302	51	0.846	0.068	0.292	0.385
Experienced sexual violence by any perpetrator ever	0.145	0.022	302	51	1.094	0.153	0.100	0.189
Experienced sexual violence by any non-intimate partner	0.014	0.007	302	51	0.963	0.466	0.001	0.027
Experienced physical/sexual violence by the current or most recent husband or intimate partner ever	0.281	0.036	268	43	1.294	0.127	0.210	0.352
Experienced emotional/physical/sexual violence by any husband or intimate partner ever in the past 12 months	0.333	0.034	268	43	1.175	0.102	0.265	0.400
MEN								
No education	0.057	0.019	253	41	1.324	0.341	0.018	0.095
Secondary education or higher	0.439	0.041	251	41	1.293	0.092	0.358	0.521
Literacy	0.942	0.020	253	41	1.350	0.021	0.902	0.982
Use of the internet in last 12 months	0.606	0.045	253	41	1.456	0.074	0.516	0.696
Current tobacco use	0.168	0.027	253	41	1.164	0.163	0.113	0.223
Want no more children	0.247	0.037	124	21	0.947	0.149	0.173	0.320
Discriminatory attitudes towards people with HIV	0.309	0.048	253	41	1.641	0.155	0.213	0.405
Condom use at last sex	0.446	0.064	48	8	0.878	0.142	0.319	0.573
Tested for HIV in the past 12 months and received the results of the last test	0.375	0.045	253	41	1.479	0.121	0.285	0.466
Male circumcision	0.981	0.010	253	41	1.124	0.010	0.962	1.000
Mobile phone ownership	0.848	0.022	253	41	0.973	0.026	0.804	0.892
Have and use a bank account or mobile phone for financial transactions	0.826	0.022	253	41	0.923	0.027	0.782	0.871
Agree with at least one specified reason a husband is justified in wife beating	0.171	0.025	253	41	1.041	0.145	0.121	0.220

Table B.10 Sampling errors: Taita Taveta sample, Kenya 2022

VARIABLE	R	SE	N	WN	DEFT	SE/R	R-2SE	R+2SE
HOUSEHOLDS AND POPULATION								
Births registered with civil authority	0.900	0.018	283	131	0.996	0.020	0.864	0.937
Ownership of at least one ITN	0.873	0.013	720	332	1.046	0.015	0.846	0.899
Ownership of at least one ITN for every two persons	0.743	0.021	717	331	1.302	0.029	0.700	0.785
At least basic drinking water service	0.683	0.054	2,479	1,128	2.620	0.079	0.574	0.791
Water available when needed	0.530	0.046	2,479	1,128	2.111	0.086	0.438	0.621
At least basic sanitation service	0.566	0.034	2,479	1,128	1.584	0.060	0.498	0.634
Using open defecation	0.004	0.004	2,479	1,128	1.040	0.885	0.000	0.011
Using a handwashing facility with soap and water	0.435	0.031	2,427	1,112	1.411	0.070	0.373	0.496
WOMEN								
No education	0.020	0.007	483	234	1.059	0.336	0.007	0.034
Secondary education or higher	0.512	0.028	470	227	1.220	0.055	0.455	0.568
Literacy	0.955	0.011	483	234	1.158	0.011	0.934	0.977
Use of the internet in last 12 months	0.489	0.029	483	234	1.269	0.059	0.431	0.547
Current tobacco use	0.018	0.008	251	122	0.898	0.420	0.003	0.033
Total fertility rate (3 years)	3.526	0.284	1,397	674	1.086	0.080	2.959	4.094
Currently pregnant	0.039	0.008	483	234	0.935	0.213	0.022	0.055
Mean number of children ever born to women age 40–49	3.764	0.215	117	56	1.053	0.057	3.335	4.193
Median birth interval	53.758	3.029	174	86	1.308	0.056	47.700	59.815
Ideal number of children	3.621	0.126	243	118	1.283	0.035	3.369	3.872
Total wanted fertility rate (3 years)	2.843	0.370	729	355	1.097	0.130	2.102	3.583
Currently using any contraceptive method	0.675	0.030	271	130	1.055	0.045	0.615	0.735
Currently using any modern method	0.645	0.030	271	130	1.042	0.047	0.584	0.705
Currently using pill	0.073	0.018	271	130	1.130	0.245	0.037	0.109
Currently using injectables	0.293	0.029	271	130	1.054	0.100	0.235	0.351
Currently using implants	0.154	0.022	271	130	0.989	0.141	0.110	0.197
Currently using male condoms	0.018	0.008	271	130	0.976	0.435	0.002	0.034
Currently using any traditional method	0.030	0.011	271	130	1.053	0.363	0.008	0.052
Unmet need for spacing	0.066	0.021	137	67	0.966	0.310	0.025	0.108
Unmet need for limiting	0.062	0.020	137	67	0.970	0.324	0.022	0.102
Unmet need total	0.128	0.032	137	67	1.115	0.249	0.064	0.192
Demand satisfied by modern methods	0.800	0.039	110	53	1.013	0.049	0.722	0.877
Participation in decisionmaking about family planning	0.931	0.024	137	67	1.080	0.025	0.883	0.978
Not exposed to any of the eight media sources	0.063	0.017	251	122	1.110	0.272	0.029	0.097
Neonatal mortality (0–9 years)	18.963	6.795	494	245	1.004	0.358	5.372	32.554
Post-neonatal mortality (0–9 years)	4.670	2.801	494	245	0.930	0.600	0.000	10.273
Infant mortality (0–9 years)	23.633	7.156	494	245	0.987	0.303	9.321	37.945
Child mortality (0–9 years)	5.841	2.962	492	244	0.846	0.507	0.000	11.765
Under-5 mortality (0–9 years)	29.336	7.173	495	245	0.954	0.244	14.991	43.681
Perinatal mortality rate	28.849	11.728	254	128	1.018	0.407	5.394	52.305
Stillbirth rate	8.804	6.813	254	128	1.183	0.774	0.000	22.430
Early neonatal rate	20.223	10.323	252	127	1.017	0.510	0.000	40.869
Received ANC from a skilled provider	1.000	0.000	98	52	na	0.000	1.000	1.000
4+ ANC visits	0.649	0.061	98	52	1.245	0.093	0.528	0.770
8+ ANC visits	0.060	0.021	98	52	0.860	0.345	0.019	0.101
Took any iron-containing supplements	0.928	0.022	98	52	0.851	0.024	0.884	0.973
Mothers protected against tetanus for last birth	0.913	0.033	98	52	1.146	0.036	0.847	0.979
Delivered in a health facility	0.938	0.027	103	54	1.074	0.028	0.885	0.992
Delivered by a skilled provider	0.957	0.023	103	54	1.084	0.025	0.910	1.000
Delivered by C-section	0.265	0.043	103	54	1.008	0.163	0.178	0.351
Women with postnatal check during first 2 days	0.873	0.034	98	52	1.013	0.039	0.805	0.942
Newborns with postnatal check during first 2 days	0.918	0.030	98	52	1.075	0.033	0.858	0.978
Any problem accessing health care	0.508	0.034	251	122	1.068	0.067	0.440	0.575
Ever had vaccination card	1.000	0.000	51	28	na	0.000	1.000	1.000
Received BCG vaccination	0.984	0.015	51	28	0.934	0.015	0.954	1.000
Received DPT-HepB-Hib vaccination (3 doses)	0.858	0.038	51	28	0.818	0.044	0.783	0.933
Received pneumococcal vaccination (3 doses)	0.859	0.040	51	28	0.874	0.047	0.779	0.939
Received MCV 1 vaccination (12–23 months)	0.965	0.024	51	28	0.991	0.025	0.917	1.000
Fully vaccinated according to national schedule (12–23 months)	0.654	0.075	51	28	1.190	0.114	0.505	0.804
Received MCV 2 vaccination (24–35 months)	0.592	0.081	44	21	1.049	0.136	0.431	0.753
Fully vaccinated according to national schedule (24–35 months)	0.443	0.082	44	21	1.047	0.186	0.279	0.608
Sought treatment for diarrhoea	0.530	0.101	24	11	0.895	0.190	0.329	0.732
Treated with ORS	0.489	0.099	24	11	0.890	0.203	0.290	0.688
Height-for-age (-3SD)	0.049	0.019	267	124	1.249	0.385	0.011	0.087
Height-for-age (-2SD)	0.192	0.028	267	124	1.106	0.146	0.136	0.248
Weight-for-height (-2SD)	0.041	0.016	266	123	1.330	0.385	0.009	0.072
Weight-for-height (+2SD)	0.032	0.011	266	123	1.039	0.348	0.010	0.055
Weight-for-age (-2SD)	0.126	0.022	268	124	0.990	0.172	0.083	0.170
Exclusive breastfeeding	0.836	0.112	9	4	0.872	0.135	0.611	1.000
Minimum dietary diversity (children 6–23 months)	0.190	0.072	34	19	1.050	0.377	0.047	0.334
Body Mass Index (BMI) <18.5	0.050	0.015	201	99	0.981	0.298	0.020	0.080
Body Mass Index (BMI) ≥25.0	0.458	0.034	201	99	0.965	0.073	0.391	0.525
Body Mass Index-for-age (-2SD)	0.078	0.056	30	15	1.157	0.716	0.000	0.189
Body Mass Index-for-age (+1SD)	0.234	0.073	30	15	0.956	0.310	0.089	0.380
Minimum dietary diversity (women 15–49)	0.321	0.039	483	234	1.816	0.120	0.244	0.399
Child slept under an ITN last night	0.833	0.025	281	130	1.024	0.030	0.782	0.883
Pregnant women slept under an ITN last night	0.837	0.090	18	8	1.042	0.108	0.656	1.000
Received 3+ doses of SP/Fansidar	0.227	0.062	45	24	0.979	0.272	0.104	0.351
Child has fever in last 2 weeks	0.108	0.020	243	123	1.017	0.183	0.068	0.147
Child had blood taken from finger/heel	0.250	0.068	31	13	0.808	0.270	0.115	0.385

(Continued...)

Table B.10—Continued

VARIABLE	R	SE	N	WN	DEFT	SE/R	R-2SE	R+2SE
WOMEN								
Child took ACT	0.000	0.000	1	-	na	na	0.000	0.000
Discriminatory attitudes towards people with HIV	0.232	0.031	250	122	1.151	0.133	0.170	0.293
Condom use at last sex	0.339	0.074	46	23	1.049	0.219	0.191	0.487
Tested for HIV in the past 12 months and received the results of the last test	0.453	0.042	251	122	1.334	0.093	0.369	0.537
Employed in last 12 months	0.595	0.040	271	130	1.327	0.067	0.515	0.674
Employed in last 12 months, but not paid	0.022	0.014	164	77	1.220	0.642	0.000	0.050
Mobile phone ownership	0.870	0.023	483	234	1.513	0.027	0.823	0.916
Have and use a bank account or mobile phone for financial transactions	0.831	0.024	483	234	1.407	0.029	0.783	0.879
Participate in decisionmaking (all three decisions)	0.656	0.038	271	130	1.318	0.058	0.580	0.732
Agree with at least one specified reason a husband is justified in wife beating	0.254	0.020	483	234	1.019	0.080	0.213	0.294
Make own decisions about sexual relations, contraceptive use, and reproductive care	0.542	0.054	137	67	1.268	0.100	0.433	0.650
Experienced physical violence since age 15 by any perpetrator	0.295	0.037	265	110	1.329	0.127	0.221	0.370
Experienced sexual violence by any perpetrator ever	0.140	0.020	265	110	0.914	0.139	0.101	0.179
Experienced sexual violence by any non-intimate partner	0.028	0.010	265	110	0.947	0.346	0.008	0.047
Experienced physical/sexual violence by the current or most recent husband or intimate partner ever	0.288	0.042	237	94	1.435	0.147	0.204	0.373
Experienced emotional/physical/sexual violence by any husband or intimate partner ever in the past 12 months	0.165	0.020	237	94	0.821	0.120	0.125	0.205
MEN								
No education	0.005	0.005	192	103	0.951	0.992	0.000	0.014
Secondary education or higher	0.592	0.039	180	97	1.068	0.066	0.513	0.670
Literacy	0.946	0.017	192	103	1.043	0.018	0.912	0.980
Use of the internet in last 12 months	0.673	0.047	192	103	1.395	0.071	0.578	0.768
Current tobacco use	0.201	0.027	192	103	0.931	0.134	0.147	0.255
Want no more children	0.336	0.044	86	48	0.862	0.131	0.248	0.425
Discriminatory attitudes towards people with HIV	0.199	0.035	192	103	1.204	0.175	0.130	0.269
Condom use at last sex	0.673	0.053	71	38	0.939	0.078	0.568	0.778
Tested for HIV in the past 12 months and received the results of the last test	0.456	0.040	192	103	1.103	0.087	0.376	0.535
Male circumcision	0.991	0.007	192	103	0.969	0.007	0.977	1.000
Mobile phone ownership	0.817	0.036	192	103	1.285	0.044	0.745	0.889
Have and use a bank account or mobile phone for financial transactions	0.875	0.023	192	103	0.977	0.027	0.828	0.922
Agree with at least one specified reason a husband is justified in wife beating	0.314	0.037	192	103	1.110	0.119	0.239	0.389

Table B.11 Sampling errors: Garissa sample, Kenya 2022

VARIABLE	R	SE	N	WN	DEFT	SE/R	R-2SE	R+2SE
HOUSEHOLDS AND POPULATION								
Births registered with civil authority	0.652	0.036	617	238	1.426	0.055	0.581	0.723
Ownership of at least one ITN	0.197	0.038	657	269	2.442	0.193	0.121	0.273
Ownership of at least one ITN for every two persons	0.068	0.018	655	269	1.864	0.270	0.031	0.105
At least basic drinking water service	0.708	0.051	3,772	1,516	2.510	0.073	0.605	0.811
Water available when needed	0.228	0.043	3,772	1,516	2.343	0.189	0.141	0.314
At least basic sanitation service	0.365	0.080	3,772	1,516	3.552	0.218	0.206	0.524
Using open defecation	0.175	0.035	3,772	1,516	2.068	0.201	0.105	0.245
Using a handwashing facility with soap and water	0.100	0.017	3,745	1,498	1.355	0.166	0.067	0.133
WOMEN								
No education	0.523	0.061	641	290	3.086	0.117	0.400	0.646
Secondary education or higher	0.276	0.053	641	290	2.991	0.193	0.169	0.382
Literacy	0.465	0.064	641	290	3.208	0.137	0.337	0.592
Use of the internet in last 12 months	0.340	0.026	641	290	1.388	0.077	0.288	0.392
Current tobacco use	0.021	0.008	373	163	1.104	0.390	0.005	0.038
Total fertility rate (3 years)	5.289	0.523	1,691	780	1.133	0.099	4.244	6.335
Currently pregnant	0.068	0.017	641	290	1.668	0.244	0.035	0.101
Mean number of children ever born to women age 40–49	7.072	0.412	70	30	1.078	0.058	6.248	7.896
Median birth interval	24.763	0.691	493	205	1.179	0.028	23.380	26.145
Ideal number of children	8.124	0.476	372	163	2.676	0.059	7.173	9.075
Total wanted fertility rate (3 years)	5.356	0.662	988	435	0.996	0.124	4.032	6.679
Currently using any contraceptive method	0.127	0.038	391	170	2.224	0.296	0.052	0.203
Currently using any modern method	0.111	0.027	391	170	1.676	0.241	0.058	0.164
Currently using pill	0.011	0.006	391	170	1.118	0.530	0.000	0.023
Currently using injectables	0.043	0.018	391	170	1.725	0.411	0.008	0.079
Currently using implants	0.035	0.015	391	170	1.659	0.445	0.004	0.065
Currently using male condoms	0.001	0.001	391	170	0.544	1.063	0.000	0.002
Currently using any traditional method	0.016	0.012	391	170	1.911	0.751	0.000	0.041
Unmet need for spacing	0.097	0.024	232	94	1.257	0.253	0.048	0.146
Unmet need for limiting	0.012	0.007	232	94	1.058	0.645	0.000	0.026
Unmet need total	0.108	0.029	232	94	1.423	0.269	0.050	0.167
Demand satisfied by modern methods	0.484	0.078	51	24	1.203	0.160	0.329	0.640
Participation in decisionmaking about family planning	0.693	0.064	232	94	2.099	0.093	0.564	0.821
Not exposed to any of the eight media sources	0.381	0.051	373	163	2.014	0.134	0.279	0.483
Neonatal mortality (0–9 years)	28.440	6.874	1,162	490	1.113	0.242	14.692	42.187
Post-neonatal mortality (0–9 years)	12.585	4.567	1,162	492	1.111	0.363	3.452	21.719
Infant mortality (0–9 years)	41.025	10.031	1,162	490	1.223	0.245	20.964	61.087
Child mortality (0–9 years)	2.662	1.690	1,147	483	0.953	0.635	0.000	6.042
Under-5 mortality (0–9 years)	43.578	10.841	1,164	491	1.297	0.249	21.897	65.259
Perinatal mortality rate	34.699	10.512	594	246	1.313	0.303	13.675	55.723
Stillbirth rate	12.275	4.990	594	246	1.062	0.407	2.294	22.255
Early neonatal rate	22.703	8.546	583	243	1.273	0.376	5.612	39.794
Received ANC from a skilled provider	0.775	0.039	205	85	1.329	0.050	0.697	0.853
4+ ANC visits	0.312	0.030	205	85	0.918	0.095	0.253	0.372
8+ ANC visits	0.002	0.002	205	85	0.701	1.039	0.000	0.007
Took any iron-containing supplements	0.480	0.044	205	85	1.261	0.092	0.391	0.568
Mothers protected against tetanus for last birth	0.572	0.050	205	85	1.453	0.088	0.471	0.672
Delivered in a health facility	0.614	0.046	224	94	1.274	0.075	0.523	0.706
Delivered by a skilled provider	0.681	0.044	224	94	1.356	0.064	0.593	0.769
Delivered by C-section	0.112	0.026	224	94	1.171	0.230	0.060	0.163
Women with postnatal check during first 2 days	0.454	0.052	205	85	1.496	0.115	0.349	0.559
Newborns with postnatal check during first 2 days	0.384	0.055	205	85	1.597	0.142	0.275	0.494
Any problem accessing health care	0.695	0.042	373	163	1.735	0.060	0.612	0.778
Ever had vaccination card	0.639	0.099	95	37	1.874	0.155	0.441	0.838
Received BCG vaccination	0.632	0.059	95	37	1.120	0.094	0.513	0.750
Received DPT-HepB-Hib vaccination (3 doses)	0.364	0.071	95	37	1.347	0.196	0.221	0.506
Received pneumococcal vaccination (3 doses)	0.534	0.062	95	37	1.135	0.117	0.409	0.658
Received MCV 1 vaccination (12–23 months)	0.427	0.041	95	37	0.754	0.096	0.345	0.509
Fully vaccinated according to national schedule (12–23 months)	0.169	0.044	95	37	1.065	0.260	0.081	0.257
Received MCV 2 vaccination (24–35 months)	0.097	0.042	112	44	1.403	0.432	0.013	0.181
Fully vaccinated according to national schedule (24–35 months)	0.036	0.020	112	44	1.084	0.565	0.000	0.077
Sought treatment for diarrhoea	0.725	0.056	35	15	0.695	0.078	0.613	0.838
Treated with ORS	0.633	0.062	35	15	0.718	0.098	0.509	0.756
Height-for-age (-3SD)	0.006	0.003	571	222	0.864	0.458	0.001	0.012
Height-for-age (-2SD)	0.090	0.011	571	222	0.864	0.119	0.069	0.111
Weight-for-height (-2SD)	0.153	0.023	572	224	1.296	0.153	0.106	0.200
Weight-for-height (+2SD)	0.004	0.002	572	224	0.921	0.650	0.000	0.008
Weight-for-age (-2SD)	0.141	0.021	572	222	1.337	0.150	0.098	0.183
Exclusive breastfeeding	0.228	0.080	35	14	1.111	0.352	0.067	0.388
Minimum dietary diversity (children 6–23 months)	0.182	0.092	79	29	2.062	0.505	0.000	0.367
Body Mass Index (BMI) <18.5	0.148	0.024	218	99	0.995	0.161	0.101	0.196
Body Mass Index (BMI) ≥25.0	0.429	0.073	218	99	2.159	0.169	0.284	0.574
Body Mass Index-for-age (-2SD)	0.079	0.031	102	44	1.146	0.398	0.016	0.142
Body Mass Index-for-age (+1SD)	0.129	0.039	102	44	1.136	0.300	0.052	0.207
Minimum dietary diversity (women 15–49)	0.664	0.041	641	290	2.173	0.061	0.582	0.745
Child slept under an ITN last night	0.128	0.038	603	241	2.033	0.295	0.053	0.204
Pregnant women slept under an ITN last night	0.214	0.039	59	19	0.650	0.181	0.136	0.291
Received 3+ doses of SP/Fansidar	0.006	0.006	120	47	0.869	1.018	0.000	0.018
Child has fever in last 2 weeks	0.065	0.015	557	233	1.394	0.232	0.035	0.096
Child had blood taken from finger/heel	0.541	0.067	39	15	0.765	0.124	0.408	0.675

(Continued...)

Table B.11—Continued

VARIABLE	R	SE	N	WN	DEFT	SE/R	R-2SE	R+2SE
WOMEN								
Child took ACT	1.000	0.000	2	1	na	0.000	1.000	1.000
Discriminatory attitudes towards people with HIV	0.700	0.042	364	160	1.732	0.060	0.616	0.784
Condom use at last sex	0.362	0.146	6	7	0.712	0.404	0.070	0.654
Tested for HIV in the past 12 months and received the results of the last test	0.186	0.028	373	163	1.405	0.152	0.129	0.243
Employed in last 12 months	0.190	0.044	391	170	2.222	0.234	0.101	0.278
Employed in last 12 months, but not paid	0.078	0.041	53	32	1.093	0.521	0.000	0.160
Mobile phone ownership	0.754	0.022	641	290	1.266	0.029	0.711	0.798
Have and use a bank account or mobile phone for financial transactions	0.698	0.029	641	290	1.576	0.041	0.640	0.755
Participate in decisionmaking (all three decisions)	0.675	0.048	391	170	2.025	0.071	0.578	0.771
Agree with at least one specified reason a husband is justified in wife beating	0.701	0.031	641	290	1.732	0.045	0.638	0.763
Make own decisions about sexual relations, contraceptive use, and reproductive care	0.148	0.019	232	94	0.828	0.131	0.110	0.187
Experienced physical violence since age 15 by any perpetrator	0.210	0.034	302	148	1.424	0.159	0.143	0.277
Experienced sexual violence by any perpetrator ever	0.058	0.027	302	148	2.015	0.470	0.004	0.113
Experienced sexual violence by any non-intimate partner	0.001	0.001	302	148	0.678	1.061	0.000	0.004
Experienced physical/sexual violence by the current or most recent husband or intimate partner ever	0.178	0.043	243	109	1.734	0.240	0.093	0.264
Experienced emotional/physical/sexual violence by any husband or intimate partner ever in the past 12 months	0.166	0.045	243	109	1.881	0.273	0.075	0.256
MEN								
No education	0.163	0.043	282	117	1.951	0.265	0.076	0.249
Secondary education or higher	0.537	0.076	282	117	2.521	0.141	0.386	0.689
Literacy	0.793	0.055	282	117	2.263	0.070	0.683	0.903
Use of the internet in last 12 months	0.513	0.031	282	117	1.038	0.060	0.451	0.574
Current tobacco use	0.084	0.029	282	117	1.766	0.349	0.026	0.143
Want no more children	0.058	0.027	127	56	1.320	0.477	0.003	0.113
Discriminatory attitudes towards people with HIV	0.194	0.065	282	117	2.719	0.334	0.064	0.324
Condom use at last sex	0.479	0.226	10	4	1.302	0.471	0.027	0.930
Tested for HIV in the past 12 months and received the results of the last test	0.244	0.104	282	117	3.960	0.427	0.035	0.452
Male circumcision	0.999	0.001	282	117	0.620	0.001	0.996	1.000
Mobile phone ownership	0.884	0.037	282	117	1.923	0.042	0.811	0.958
Have and use a bank account or mobile phone for financial transactions	0.838	0.057	282	117	2.587	0.069	0.723	0.953
Agree with at least one specified reason a husband is justified in wife beating	0.251	0.066	282	117	2.540	0.265	0.118	0.383

Table B.12 Sampling errors: Wajir sample, Kenya 2022

VARIABLE	R	SE	N	WN	DEFT	SE/R	R-2SE	R+2SE
HOUSEHOLDS AND POPULATION								
Births registered with civil authority	0.496	0.057	664	143	2.242	0.115	0.381	0.610
Ownership of at least one ITN	0.436	0.044	638	137	2.249	0.102	0.347	0.524
Ownership of at least one ITN for every two persons	0.155	0.026	635	137	1.838	0.171	0.102	0.208
At least basic drinking water service	0.529	0.047	4,376	920	2.104	0.088	0.436	0.622
Water available when needed	0.308	0.038	4,376	920	1.889	0.124	0.232	0.385
At least basic sanitation service	0.203	0.029	4,376	920	1.529	0.142	0.145	0.261
Using open defecation	0.400	0.063	4,376	920	2.944	0.157	0.274	0.526
Using a handwashing facility with soap and water	0.070	0.015	3,990	834	1.378	0.222	0.039	0.101
WOMEN								
No education	0.601	0.032	745	160	1.757	0.053	0.538	0.664
Secondary education or higher	0.226	0.036	744	160	2.322	0.158	0.154	0.297
Literacy	0.349	0.039	745	160	2.251	0.113	0.271	0.428
Use of the internet in last 12 months	0.218	0.020	745	160	1.322	0.092	0.178	0.258
Current tobacco use	0.003	0.003	426	90	1.086	0.959	0.000	0.009
Total fertility rate (3 years)	6.849	0.438	1,983	430	1.803	0.064	5.973	7.725
Currently pregnant	0.110	0.022	745	160	1.951	0.204	0.065	0.155
Mean number of children ever born to women age 40–49	7.813	0.329	130	26	1.239	0.042	7.156	8.471
Median birth interval	24.711	0.510	597	131	0.996	0.021	23.691	25.730
Ideal number of children	8.894	0.145	412	86	1.031	0.016	8.603	9.185
Total wanted fertility rate (3 years)	6.140	0.351	1,133	239	1.090	0.057	5.439	6.842
Currently using any contraceptive method	0.030	0.007	420	92	0.897	0.250	0.015	0.045
Currently using any modern method	0.028	0.008	420	92	0.953	0.275	0.013	0.043
Currently using pill	0.008	0.004	420	92	0.950	0.518	0.000	0.016
Currently using injectables	0.009	0.005	420	92	1.162	0.611	0.000	0.019
Currently using implants	0.008	0.004	420	92	0.991	0.528	0.000	0.017
Currently using male condoms	0.000	0.000	420	92	na	na	0.000	0.000
Currently using any traditional method	0.002	0.002	420	92	0.896	1.007	0.000	0.006
Unmet need for spacing	0.101	0.023	244	52	1.186	0.227	0.055	0.147
Unmet need for limiting	0.026	0.015	244	52	1.457	0.573	0.000	0.056
Unmet need total	0.127	0.028	244	52	1.297	0.218	0.072	0.183
Demand satisfied by modern methods	0.249	0.078	46	9	1.158	0.314	0.093	0.405
Participation in decisionmaking about family planning	0.968	0.014	244	52	1.200	0.014	0.941	0.995
Not exposed to any of the eight media sources	0.438	0.031	426	90	1.277	0.070	0.376	0.499
Neonatal mortality (0–9 years)	37.324	4.728	1,409	314	0.848	0.127	27.868	46.780
Post-neonatal mortality (0–9 years)	5.832	2.426	1,419	314	1.179	0.416	0.980	10.685
Infant mortality (0–9 years)	43.156	4.538	1,410	314	0.780	0.105	34.079	52.232
Child mortality (0–9 years)	14.542	3.939	1,416	314	1.238	0.271	6.663	22.420
Under-5 mortality (0–9 years)	57.070	5.883	1,412	314	0.917	0.103	45.305	68.835
Perinatal mortality rate	76.256	11.861	724	158	1.009	0.156	52.534	99.978
Stillbirth rate	53.683	11.501	724	158	1.161	0.214	30.681	76.684
Early neonatal rate	23.795	7.591	686	150	1.070	0.319	8.613	38.977
Received ANC from a skilled provider	0.840	0.061	233	52	2.522	0.073	0.718	0.963
4+ ANC visits	0.449	0.045	233	52	1.372	0.100	0.359	0.538
8+ ANC visits	0.002	0.002	233	52	0.773	1.038	0.000	0.007
Took any iron-containing supplements	0.720	0.045	233	52	1.527	0.063	0.630	0.810
Mothers protected against tetanus for last birth	0.607	0.043	233	52	1.331	0.070	0.521	0.692
Delivered in a health facility	0.536	0.080	253	56	2.464	0.150	0.375	0.697
Delivered by a skilled provider	0.566	0.077	253	56	2.379	0.136	0.411	0.720
Delivered by C-section	0.024	0.016	253	56	1.486	0.640	0.000	0.056
Women with postnatal check during first 2 days	0.370	0.037	233	52	1.171	0.100	0.296	0.444
Newborns with postnatal check during first 2 days	0.378	0.040	233	52	1.240	0.105	0.299	0.457
Any problem accessing health care	0.800	0.035	426	90	1.788	0.043	0.730	0.869
Ever had vaccination card	0.876	0.057	115	28	1.954	0.065	0.761	0.990
Received BCG vaccination	0.947	0.034	115	28	1.728	0.036	0.879	1.000
Received DPT-HepB-Hib vaccination (3 doses)	0.665	0.053	115	28	1.258	0.079	0.560	0.771
Received pneumococcal vaccination (3 doses)	0.773	0.052	115	28	1.387	0.067	0.670	0.876
Received MCV 1 vaccination (12–23 months)	0.748	0.077	115	28	1.987	0.103	0.595	0.902
Fully vaccinated according to national schedule (12–23 months)	0.192	0.042	115	28	1.199	0.218	0.108	0.276
Received MCV 2 vaccination (24–35 months)	0.216	0.040	131	27	1.056	0.183	0.137	0.295
Fully vaccinated according to national schedule (24–35 months)	0.055	0.026	131	27	1.239	0.466	0.004	0.107
Sought treatment for diarrhoea	0.577	0.090	166	39	2.210	0.156	0.397	0.756
Treated with ORS	0.461	0.073	166	39	1.788	0.159	0.315	0.607
Height-for-age (-3SD)	0.032	0.007	633	135	0.949	0.203	0.019	0.046
Height-for-age (-2SD)	0.124	0.011	633	135	0.854	0.089	0.102	0.146
Weight-for-height (-2SD)	0.228	0.017	643	136	0.946	0.076	0.193	0.263
Weight-for-height (+2SD)	0.000	0.000	643	136	na	na	0.000	0.000
Weight-for-age (-2SD)	0.162	0.017	635	135	1.086	0.106	0.128	0.197
Exclusive breastfeeding	0.419	0.123	38	8	1.489	0.293	0.174	0.665
Minimum dietary diversity (children 6–23 months)	0.088	0.035	88	18	1.162	0.401	0.017	0.159
Body Mass Index (BMI) <18.5	0.226	0.027	243	50	0.976	0.119	0.173	0.280
Body Mass Index (BMI) ≥25.0	0.327	0.044	243	50	1.416	0.134	0.240	0.415
Body Mass Index-for-age (-2SD)	0.125	0.038	112	22	1.178	0.307	0.048	0.202
Body Mass Index-for-age (+1SD)	0.061	0.026	112	22	1.082	0.420	0.010	0.112
Minimum dietary diversity (women 15–49)	0.312	0.029	745	160	1.712	0.093	0.254	0.371
Child slept under an ITN last night	0.217	0.031	684	146	1.506	0.144	0.154	0.279
Pregnant women slept under an ITN last night	0.166	0.034	69	17	0.851	0.206	0.098	0.235
Received 3+ doses of SP/Fansidar	0.022	0.012	132	27	0.962	0.556	0.000	0.047
Child has fever in last 2 weeks	0.240	0.023	657	143	1.276	0.094	0.195	0.285
Child had blood taken from finger/heel	0.147	0.036	147	34	1.208	0.245	0.075	0.219

(Continued...)

Table B.12—Continued

VARIABLE	R	SE	N	WN	DEFT	SE/R	R-2SE	R+2SE
WOMEN								
Child took ACT	0.000	0.000	3	-	na	na	0.000	0.000
Discriminatory attitudes towards people with HIV	0.836	0.024	423	89	1.353	0.029	0.788	0.885
Condom use at last sex	0.366	0.349	3	1	1.016	0.954	0.000	1.000
Tested for HIV in the past 12 months and received the results of the last test	0.167	0.019	426	90	1.077	0.117	0.128	0.206
Employed in last 12 months	0.184	0.028	420	92	1.457	0.150	0.129	0.239
Employed in last 12 months, but not paid	0.507	0.096	82	17	1.699	0.188	0.316	0.699
Mobile phone ownership	0.703	0.020	745	160	1.174	0.028	0.663	0.742
Have and use a bank account or mobile phone for financial transactions	0.591	0.021	745	160	1.165	0.036	0.549	0.633
Participate in decisionmaking (all three decisions)	0.565	0.027	420	92	1.130	0.049	0.510	0.619
Agree with at least one specified reason a husband is justified in wife beating	0.777	0.028	745	160	1.835	0.036	0.721	0.833
Make own decisions about sexual relations, contraceptive use, and reproductive care	0.480	0.046	244	52	1.424	0.095	0.389	0.572
Experienced physical violence since age 15 by any perpetrator	0.132	0.020	338	84	1.072	0.150	0.092	0.171
Experienced sexual violence by any perpetrator ever	0.015	0.007	338	84	1.038	0.453	0.001	0.029
Experienced sexual violence by any non-intimate partner	0.000	0.000	338	84	na	na	0.000	0.000
Experienced physical/sexual violence by the current or most recent husband or intimate partner ever	0.127	0.026	268	62	1.283	0.206	0.075	0.180
Experienced emotional/physical/sexual violence by any husband or intimate partner ever in the past 12 months	0.085	0.019	268	62	1.119	0.225	0.047	0.123
MEN								
No education	0.272	0.053	314	63	2.101	0.195	0.166	0.378
Secondary education or higher	0.440	0.073	314	63	2.590	0.167	0.293	0.586
Literacy	0.784	0.046	314	63	1.980	0.059	0.691	0.876
Use of the internet in last 12 months	0.517	0.052	314	63	1.823	0.100	0.414	0.620
Current tobacco use	0.024	0.009	314	63	1.048	0.377	0.006	0.042
Want no more children	0.066	0.032	85	21	1.159	0.475	0.003	0.129
Discriminatory attitudes towards people with HIV	0.540	0.044	314	63	1.552	0.081	0.453	0.628
Condom use at last sex	0.543	0.100	61	11	1.537	0.184	0.343	0.743
Tested for HIV in the past 12 months and received the results of the last test	0.149	0.030	314	63	1.464	0.198	0.090	0.208
Male circumcision	0.997	0.003	314	63	1.018	0.003	0.990	1.000
Mobile phone ownership	0.782	0.026	314	63	1.094	0.033	0.731	0.833
Have and use a bank account or mobile phone for financial transactions	0.711	0.035	314	63	1.351	0.049	0.641	0.780
Agree with at least one specified reason a husband is justified in wife beating	0.416	0.055	314	63	1.951	0.131	0.307	0.526

Table B.13 Sampling errors: Mandera sample, Kenya 2022

VARIABLE	R	SE	N	WN	DEFT	SE/R	R-2SE	R+2SE
HOUSEHOLDS AND POPULATION								
Births registered with civil authority	0.536	0.042	927	260	1.840	0.079	0.451	0.621
Ownership of at least one ITN	0.157	0.022	726	204	1.620	0.140	0.113	0.200
Ownership of at least one ITN for every two persons	0.048	0.011	722	203	1.388	0.230	0.026	0.070
At least basic drinking water service	0.540	0.043	4,630	1,302	2.081	0.079	0.454	0.626
Water available when needed	0.335	0.032	4,630	1,302	1.632	0.095	0.271	0.399
At least basic sanitation service	0.357	0.034	4,630	1,302	1.661	0.095	0.289	0.424
Using open defecation	0.271	0.037	4,630	1,302	2.041	0.135	0.197	0.344
Using a handwashing facility with soap and water	0.378	0.021	4,618	1,298	1.025	0.055	0.337	0.420
WOMEN								
No education	0.710	0.032	723	206	1.883	0.045	0.646	0.774
Secondary education or higher	0.136	0.024	723	206	1.882	0.177	0.088	0.184
Literacy	0.269	0.032	723	206	1.933	0.119	0.205	0.333
Use of the internet in last 12 months	0.099	0.024	723	206	2.135	0.241	0.051	0.146
Current tobacco use	0.000	0.000	403	113	na	na	0.000	0.000
Total fertility rate (3 years)	7.738	0.489	2,002	570	1.593	0.063	6.761	8.715
Currently pregnant	0.105	0.013	723	206	1.113	0.121	0.079	0.130
Mean number of children ever born to women age 40–49	7.424	0.296	85	23	1.021	0.040	6.833	8.016
Median birth interval	24.967	0.649	779	220	1.666	0.026	23.669	26.264
Ideal number of children	9.761	0.292	279	76	1.234	0.030	9.177	10.344
Total wanted fertility rate (3 years)	7.827	0.605	1,110	312	1.132	0.077	6.617	9.036
Currently using any contraceptive method	0.021	0.008	488	138	1.299	0.407	0.004	0.037
Currently using any modern method	0.018	0.008	488	138	1.262	0.425	0.003	0.033
Currently using pill	0.003	0.003	488	138	1.122	0.974	0.000	0.008
Currently using injectables	0.006	0.004	488	138	1.175	0.698	0.000	0.014
Currently using implants	0.002	0.002	488	138	0.889	1.008	0.000	0.005
Currently using male condoms	0.000	0.000	488	138	na	na	0.000	0.000
Currently using any traditional method	0.003	0.003	488	138	1.122	0.974	0.000	0.008
Unmet need for spacing	0.173	0.019	269	75	0.837	0.112	0.134	0.212
Unmet need for limiting	0.000	0.000	269	75	na	na	0.000	0.000
Unmet need total	0.173	0.019	269	75	0.837	0.112	0.134	0.212
Demand satisfied by modern methods	0.041	0.027	47	14	0.962	0.673	0.000	0.095
Participation in decisionmaking about family planning	0.614	0.023	269	75	0.782	0.038	0.568	0.661
Not exposed to any of the eight media sources	0.565	0.028	403	113	1.121	0.049	0.509	0.620
Neonatal mortality (0–9 years)	16.236	5.055	1,680	474	1.087	0.311	6.125	26.347
Post-neonatal mortality (0–9 years)	3.756	1.507	1,695	478	0.994	0.401	0.743	6.770
Infant mortality (0–9 years)	19.992	5.464	1,680	474	1.131	0.273	9.064	30.920
Child mortality (0–9 years)	1.400	0.824	1,636	461	0.870	0.588	0.000	3.049
Under-5 mortality (0–9 years)	21.365	5.553	1,681	474	1.122	0.260	10.258	32.471
Perinatal mortality rate	19.739	5.343	889	252	0.923	0.271	9.052	30.425
Stillbirth rate	6.743	4.329	889	252	1.036	0.642	0.000	15.401
Early neonatal rate	13.084	4.168	884	250	1.010	0.319	4.749	21.419
Received ANC from a skilled provider	0.764	0.033	313	89	1.379	0.043	0.698	0.831
4+ ANC visits	0.404	0.044	313	89	1.585	0.109	0.316	0.492
8+ ANC visits	0.020	0.010	313	89	1.268	0.508	0.000	0.040
Took any iron-containing supplements	0.614	0.035	313	89	1.277	0.057	0.543	0.684
Mothers protected against tetanus for last birth	0.536	0.030	313	89	1.076	0.057	0.475	0.597
Delivered in a health facility	0.504	0.049	335	95	1.701	0.097	0.407	0.601
Delivered by a skilled provider	0.547	0.049	335	95	1.740	0.090	0.449	0.646
Delivered by C-section	0.037	0.012	335	95	1.181	0.325	0.013	0.061
Women with postnatal check during first 2 days	0.457	0.039	313	89	1.387	0.086	0.378	0.535
Newborns with postnatal check during first 2 days	0.445	0.037	313	89	1.320	0.084	0.370	0.519
Any problem accessing health care	0.381	0.038	403	113	1.569	0.100	0.305	0.457
Ever had vaccination card	0.684	0.044	160	47	1.199	0.064	0.597	0.771
Received BCG vaccination	0.632	0.046	160	47	1.230	0.073	0.540	0.725
Received DPT-HepB-Hib vaccination (3 doses)	0.438	0.051	160	47	1.325	0.117	0.335	0.541
Received pneumococcal vaccination (3 doses)	0.529	0.043	160	47	1.091	0.081	0.444	0.614
Received MCV 1 vaccination (12–23 months)	0.424	0.043	160	47	1.118	0.102	0.338	0.510
Fully vaccinated according to national schedule (12–23 months)	0.056	0.019	160	47	1.085	0.347	0.017	0.095
Received MCV 2 vaccination (24–35 months)	0.232	0.049	177	49	1.514	0.211	0.134	0.330
Fully vaccinated according to national schedule (24–35 months)	0.035	0.015	177	49	1.056	0.426	0.005	0.064
Sought treatment for diarrhoea	0.662	0.090	45	13	1.151	0.135	0.483	0.842
Treated with ORS	0.585	0.076	45	13	0.932	0.129	0.434	0.736
Height-for-age (-3SD)	0.063	0.011	855	240	1.326	0.175	0.041	0.085
Height-for-age (-2SD)	0.205	0.017	855	240	1.195	0.085	0.170	0.240
Weight-for-height (-2SD)	0.173	0.018	849	238	1.249	0.105	0.136	0.209
Weight-for-height (+2SD)	0.004	0.003	849	238	0.978	0.640	0.000	0.009
Weight-for-age (-2SD)	0.232	0.020	860	241	1.235	0.085	0.192	0.271
Exclusive breastfeeding	0.179	0.047	43	12	0.798	0.262	0.085	0.273
Minimum dietary diversity (children 6–23 months)	0.073	0.027	121	34	1.149	0.375	0.018	0.127
Body Mass Index (BMI) <18.5	0.180	0.032	257	72	1.311	0.176	0.116	0.243
Body Mass Index (BMI) ≥25.0	0.243	0.032	257	72	1.179	0.131	0.179	0.306
Body Mass Index-for-age (-2SD)	0.100	0.030	88	25	0.932	0.296	0.041	0.159
Body Mass Index-for-age (+1SD)	0.069	0.028	88	25	1.042	0.406	0.013	0.125
Minimum dietary diversity (women 15–49)	0.175	0.036	723	206	2.541	0.206	0.102	0.247
Child slept under an ITN last night	0.093	0.026	913	257	1.988	0.284	0.040	0.145
Pregnant women slept under an ITN last night	0.152	0.040	77	21	0.984	0.267	0.071	0.233
Received 3+ doses of SP/Fansidar	0.000	0.000	168	47	na	na	0.000	0.000
Child has fever in last 2 weeks	0.131	0.019	868	246	1.539	0.142	0.094	0.169
Child had blood taken from finger/heel	0.247	0.042	113	32	1.028	0.170	0.163	0.331

(Continued...)

Table B.13—Continued

VARIABLE	R	SE	N	WN	DEFT	SE/R	R-2SE	R+2SE
WOMEN								
Child took ACT	0.831	0.153	11	3	1.328	0.184	0.525	1.000
Discriminatory attitudes towards people with HIV	0.917	0.015	394	110	1.077	0.016	0.888	0.947
Condom use at last sex	1.000	na	2	1	na	na	0.000	na
Tested for HIV in the past 12 months and received the results of the last test	0.049	0.018	403	113	1.684	0.372	0.012	0.085
Employed in last 12 months	0.053	0.010	488	138	0.959	0.183	0.034	0.073
Employed in last 12 months, but not paid	0.316	0.073	24	7	0.765	0.233	0.169	0.463
Mobile phone ownership	0.769	0.020	723	206	1.284	0.026	0.728	0.809
Have and use a bank account or mobile phone for financial transactions	0.438	0.027	723	206	1.454	0.061	0.384	0.491
Participate in decisionmaking (all three decisions)	0.461	0.027	488	138	1.187	0.058	0.407	0.514
Agree with at least one specified reason a husband is justified in wife beating	0.370	0.025	723	206	1.375	0.067	0.321	0.420
Make own decisions about sexual relations, contraceptive use, and reproductive care	0.133	0.020	269	75	0.956	0.149	0.093	0.173
Experienced physical violence since age 15 by any perpetrator	0.086	0.016	381	104	1.130	0.189	0.054	0.119
Experienced sexual violence by any perpetrator ever	0.008	0.006	381	104	1.252	0.738	0.000	0.019
Experienced sexual violence by any non-intimate partner	0.000	0.000	381	104	na	na	0.000	0.000
Experienced physical/sexual violence by the current or most recent husband or intimate partner ever	0.090	0.016	322	84	0.974	0.173	0.058	0.121
Experienced emotional/physical/sexual violence by any husband or intimate partner ever in the past 12 months	0.102	0.020	322	84	1.168	0.194	0.062	0.141
MEN								
No education	0.343	0.042	293	81	1.527	0.124	0.258	0.428
Secondary education or higher	0.375	0.044	293	81	1.539	0.117	0.288	0.462
Literacy	0.626	0.039	293	81	1.362	0.062	0.549	0.704
Use of the internet in last 12 months	0.329	0.037	293	81	1.360	0.114	0.254	0.404
Current tobacco use	0.059	0.019	293	81	1.392	0.326	0.020	0.097
Want no more children	0.000	0.000	130	35	na	na	0.000	0.000
Discriminatory attitudes towards people with HIV	0.600	0.044	290	80	1.536	0.074	0.511	0.689
Condom use at last sex	0.913	0.096	10	3	1.017	0.105	0.722	1.000
Tested for HIV in the past 12 months and received the results of the last test	0.243	0.029	293	81	1.169	0.121	0.185	0.302
Male circumcision	0.986	0.010	293	81	1.438	0.010	0.967	1.000
Mobile phone ownership	0.788	0.026	293	81	1.074	0.033	0.737	0.839
Have and use a bank account or mobile phone for financial transactions	0.577	0.037	293	81	1.291	0.065	0.503	0.652
Agree with at least one specified reason a husband is justified in wife beating	0.704	0.060	293	81	2.218	0.085	0.585	0.823

Table B.14 Sampling errors: Marsabit sample, Kenya 2022

VARIABLE	R	SE	N	WN	DEFT	SE/R	R-2SE	R+2SE
HOUSEHOLDS AND POPULATION								
Births registered with civil authority	0.523	0.057	553	138	2.192	0.109	0.408	0.637
Ownership of at least one ITN	0.271	0.041	707	171	2.442	0.151	0.189	0.353
Ownership of at least one ITN for every two persons	0.074	0.017	706	170	1.731	0.231	0.040	0.108
At least basic drinking water service	0.413	0.051	3,328	795	2.502	0.125	0.310	0.515
Water available when needed	0.422	0.042	3,328	795	2.045	0.099	0.339	0.506
At least basic sanitation service	0.234	0.045	3,328	795	2.431	0.194	0.143	0.325
Using open defecation	0.418	0.084	3,328	795	4.100	0.201	0.250	0.586
Using a handwashing facility with soap and water	0.340	0.054	2,976	720	2.547	0.159	0.232	0.448
WOMEN								
No education	0.619	0.053	535	129	2.488	0.085	0.514	0.724
Secondary education or higher	0.154	0.026	533	129	1.689	0.172	0.101	0.207
Literacy	0.342	0.048	535	129	2.323	0.140	0.247	0.438
Use of the internet in last 12 months	0.103	0.018	535	129	1.371	0.175	0.067	0.139
Current tobacco use	0.104	0.017	297	72	0.965	0.164	0.070	0.139
Total fertility rate (3 years)	6.286	0.471	1,535	372	2.257	0.075	5.345	7.227
Currently pregnant	0.083	0.014	535	129	1.167	0.167	0.055	0.111
Mean number of children ever born to women age 40–49	5.341	0.311	81	19	1.158	0.058	4.719	5.962
Median birth interval	34.321	1.636	426	106	1.984	0.048	31.050	37.592
Ideal number of children	7.117	0.145	297	72	1.116	0.020	6.828	7.407
Total wanted fertility rate (3 years)	5.857	0.612	843	205	2.102	0.105	4.633	7.081
Currently using any contraceptive method	0.059	0.019	377	94	1.550	0.321	0.021	0.096
Currently using any modern method	0.056	0.018	377	94	1.545	0.327	0.019	0.093
Currently using pill	0.001	0.002	377	94	0.765	1.021	0.000	0.005
Currently using injectables	0.025	0.008	377	94	0.948	0.306	0.010	0.040
Currently using implants	0.026	0.010	377	94	1.182	0.372	0.007	0.046
Currently using male condoms	0.000	0.000	377	94	na	na	0.000	0.000
Currently using any traditional method	0.002	0.002	377	94	0.972	1.006	0.000	0.007
Unmet need for spacing	0.354	0.029	199	50	0.854	0.082	0.296	0.412
Unmet need for limiting	0.022	0.010	199	50	0.996	0.470	0.001	0.043
Unmet need total	0.376	0.028	199	50	0.810	0.074	0.320	0.432
Demand satisfied by modern methods	0.114	0.044	85	21	1.261	0.385	0.026	0.201
Participation in decisionmaking about family planning	0.895	0.055	199	50	2.503	0.062	0.785	1.000
Not exposed to any of the eight media sources	0.177	0.024	297	72	1.095	0.137	0.129	0.226
Neonatal mortality (0–9 years)	4.114	2.050	976	243	0.903	0.498	0.014	8.214
Post-neonatal mortality (0–9 years)	5.177	2.148	980	242	0.947	0.415	0.881	9.472
Infant mortality (0–9 years)	9.291	2.955	976	243	0.918	0.318	3.381	15.201
Child mortality (0–9 years)	6.037	4.256	949	236	1.302	0.705	0.000	14.548
Under-5 mortality (0–9 years)	15.272	4.023	976	243	0.857	0.263	7.226	23.318
Perinatal mortality rate	7.610	3.301	524	131	0.887	0.434	1.008	14.212
Stillbirth rate	2.545	1.991	524	131	0.921	0.782	0.000	6.527
Early neonatal rate	5.078	2.946	522	131	0.968	0.580	0.000	10.969
Received ANC from a skilled provider	0.938	0.025	215	53	1.507	0.026	0.889	0.988
4+ ANC visits	0.671	0.047	215	53	1.458	0.070	0.577	0.765
8+ ANC visits	0.031	0.013	215	53	1.099	0.417	0.005	0.058
Took any iron-containing supplements	0.870	0.039	215	53	1.700	0.045	0.792	0.949
Mothers protected against tetanus for last birth	0.670	0.036	215	53	1.105	0.053	0.599	0.741
Delivered in a health facility	0.593	0.055	220	54	1.613	0.093	0.482	0.703
Delivered by a skilled provider	0.687	0.041	220	54	1.254	0.059	0.606	0.769
Delivered by C-section	0.062	0.014	220	54	0.864	0.226	0.034	0.090
Women with postnatal check during first 2 days	0.406	0.040	215	53	1.200	0.099	0.326	0.487
Newborns with postnatal check during first 2 days	0.498	0.040	215	53	1.156	0.079	0.419	0.577
Any problem accessing health care	0.899	0.029	297	72	1.668	0.033	0.840	0.958
Ever had vaccination card	0.986	0.011	97	24	0.887	0.011	0.965	1.000
Received BCG vaccination	0.948	0.022	97	24	0.977	0.023	0.905	0.992
Received DPT-HepB-Hib vaccination (3 doses)	0.847	0.046	97	24	1.252	0.054	0.756	0.939
Received pneumococcal vaccination (3 doses)	0.869	0.047	97	24	1.364	0.054	0.776	0.963
Received MCV 1 vaccination (12–23 months)	0.792	0.048	97	24	1.176	0.061	0.695	0.889
Fully vaccinated according to national schedule (12–23 months)	0.193	0.071	97	24	1.773	0.369	0.051	0.335
Received MCV 2 vaccination (24–35 months)	0.467	0.048	94	26	0.962	0.103	0.371	0.564
Fully vaccinated according to national schedule (24–35 months)	0.084	0.034	94	26	1.260	0.406	0.016	0.152
Sought treatment for diarrhoea	0.712	0.087	41	9	1.153	0.123	0.537	0.887
Treated with ORS	0.635	0.093	41	9	1.139	0.146	0.449	0.820
Height-for-age (-3SD)	0.049	0.013	533	133	1.388	0.261	0.024	0.075
Height-for-age (-2SD)	0.189	0.026	533	133	1.475	0.138	0.137	0.241
Weight-for-height (-2SD)	0.204	0.029	538	134	1.602	0.143	0.145	0.262
Weight-for-height (+2SD)	0.003	0.002	538	134	0.885	0.717	0.000	0.007
Weight-for-age (-2SD)	0.259	0.033	536	134	1.716	0.128	0.193	0.326
Exclusive breastfeeding	0.577	0.061	30	8	0.676	0.106	0.455	0.700
Minimum dietary diversity (children 6–23 months)	0.135	0.045	79	19	1.163	0.334	0.045	0.225
Body Mass Index (BMI) <18.5	0.365	0.054	211	50	1.598	0.147	0.258	0.473
Body Mass Index (BMI) ≥25.0	0.162	0.036	211	50	1.396	0.221	0.090	0.234
Body Mass Index-for-age (-2SD)	0.111	0.061	49	12	1.343	0.547	0.000	0.233
Body Mass Index-for-age (+1SD)	0.000	0.000	49	12	na	na	0.000	0.000
Minimum dietary diversity (women 15–49)	0.112	0.023	535	129	1.678	0.205	0.066	0.158
Child slept under an ITN last night	0.089	0.025	555	138	1.672	0.283	0.039	0.140
Pregnant women slept under an ITN last night	0.121	0.060	41	11	1.220	0.497	0.001	0.241
Received 3+ doses of SP/Fansidar	0.031	0.025	110	28	1.521	0.818	0.000	0.082
Child has fever in last 2 weeks	0.069	0.020	515	130	1.548	0.290	0.029	0.109
Child had blood taken from finger/heel	0.323	0.079	39	9	1.032	0.244	0.165	0.481

(Continued...)

Table B.14—Continued

VARIABLE	R	SE	N	WN	DEFT	SE/R	R-2SE	R+2SE
WOMEN								
Child took ACT	0.000	0.000	2	-	na	na	0.000	0.000
Discriminatory attitudes towards people with HIV	0.544	0.036	279	65	1.219	0.067	0.472	0.617
Condom use at last sex	0.723	0.156	9	2	0.986	0.215	0.411	1.000
Tested for HIV in the past 12 months and received the results of the last test	0.174	0.036	297	72	1.633	0.208	0.102	0.246
Employed in last 12 months	0.052	0.014	377	94	1.179	0.258	0.025	0.080
Employed in last 12 months, but not paid	0.216	0.097	24	5	1.122	0.448	0.022	0.410
Mobile phone ownership	0.733	0.030	535	129	1.589	0.042	0.672	0.794
Have and use a bank account or mobile phone for financial transactions	0.446	0.033	535	129	1.528	0.074	0.380	0.512
Participate in decisionmaking (all three decisions)	0.847	0.033	377	94	1.787	0.039	0.780	0.913
Agree with at least one specified reason a husband is justified in wife beating	0.815	0.023	535	129	1.358	0.028	0.770	0.861
Make own decisions about sexual relations, contraceptive use, and reproductive care	0.362	0.075	199	50	2.179	0.208	0.212	0.512
Experienced physical violence since age 15 by any perpetrator	0.164	0.022	331	68	1.102	0.137	0.119	0.209
Experienced sexual violence by any perpetrator ever	0.010	0.005	331	68	0.981	0.528	0.000	0.021
Experienced sexual violence by any non-intimate partner	0.000	0.000	331	68	na	na	0.000	0.000
Experienced physical/sexual violence by the current or most recent husband or intimate partner ever	0.171	0.027	295	60	1.215	0.156	0.118	0.225
Experienced emotional/physical/sexual violence by any husband or intimate partner ever in the past 12 months	0.194	0.029	295	60	1.239	0.147	0.137	0.252
MEN								
No education	0.279	0.060	192	45	1.844	0.216	0.158	0.399
Secondary education or higher	0.413	0.045	190	44	1.259	0.109	0.323	0.503
Literacy	0.704	0.061	192	45	1.845	0.087	0.582	0.827
Use of the internet in last 12 months	0.385	0.040	192	45	1.144	0.105	0.304	0.465
Current tobacco use	0.319	0.043	192	45	1.274	0.135	0.233	0.405
Want no more children	0.163	0.046	105	25	1.268	0.283	0.071	0.255
Discriminatory attitudes towards people with HIV	0.471	0.039	188	44	1.056	0.082	0.394	0.548
Condom use at last sex	0.573	0.094	41	11	1.199	0.165	0.384	0.761
Tested for HIV in the past 12 months and received the results of the last test	0.253	0.037	192	45	1.181	0.147	0.179	0.328
Male circumcision	0.995	0.005	192	45	1.007	0.005	0.984	1.000
Mobile phone ownership	0.814	0.034	192	45	1.212	0.042	0.746	0.882
Have and use a bank account or mobile phone for financial transactions	0.735	0.047	192	45	1.457	0.063	0.642	0.828
Agree with at least one specified reason a husband is justified in wife beating	0.692	0.035	192	45	1.061	0.051	0.621	0.763

Table B.15 Sampling errors: Isiolo sample, Kenya 2022

VARIABLE	R	SE	N	WN	DEFT	SE/R	R-2SE	R+2SE
HOUSEHOLDS AND POPULATION								
Births registered with civil authority	0.564	0.049	521	101	1.755	0.086	0.467	0.662
Ownership of at least one ITN	0.517	0.035	725	150	1.906	0.069	0.446	0.588
Ownership of at least one ITN for every two persons	0.234	0.022	722	149	1.400	0.094	0.189	0.278
At least basic drinking water service	0.721	0.044	3,449	680	2.253	0.061	0.633	0.808
Water available when needed	0.306	0.034	3,449	680	1.761	0.111	0.238	0.373
At least basic sanitation service	0.267	0.042	3,449	680	2.220	0.159	0.182	0.352
Using open defecation	0.208	0.042	3,449	680	2.375	0.200	0.124	0.291
Using a handwashing facility with soap and water	0.262	0.045	2,693	532	2.144	0.171	0.173	0.352
WOMEN								
No education	0.253	0.028	623	137	1.623	0.112	0.196	0.310
Secondary education or higher	0.416	0.037	619	136	1.840	0.088	0.343	0.489
Literacy	0.724	0.032	623	137	1.769	0.044	0.661	0.788
Use of the internet in last 12 months	0.319	0.046	623	137	2.477	0.146	0.226	0.411
Current tobacco use	0.036	0.011	345	76	1.082	0.303	0.014	0.057
Total fertility rate (3 years)	4.459	0.410	1,743	385	1.340	0.092	3.639	5.279
Currently pregnant	0.056	0.013	623	137	1.356	0.223	0.031	0.081
Mean number of children ever born to women age 40–49	5.229	0.353	86	20	1.337	0.067	4.524	5.934
Median birth interval	34.095	1.517	373	75	1.581	0.044	31.061	37.128
Ideal number of children	4.667	0.260	325	72	1.680	0.056	4.148	5.186
Total wanted fertility rate (3 years)	3.846	0.374	970	216	1.132	0.097	3.098	4.595
Currently using any contraceptive method	0.307	0.034	364	76	1.419	0.112	0.238	0.375
Currently using any modern method	0.287	0.033	364	76	1.370	0.113	0.222	0.353
Currently using pill	0.051	0.016	364	76	1.379	0.314	0.019	0.082
Currently using injectables	0.158	0.023	364	76	1.194	0.145	0.113	0.204
Currently using implants	0.044	0.012	364	76	1.146	0.281	0.019	0.068
Currently using male condoms	0.007	0.004	364	76	0.823	0.511	0.000	0.014
Currently using any traditional method	0.019	0.008	364	76	1.082	0.408	0.003	0.035
Unmet need for spacing	0.204	0.033	202	43	1.146	0.160	0.139	0.270
Unmet need for limiting	0.068	0.016	202	43	0.883	0.230	0.037	0.100
Unmet need total	0.273	0.037	202	43	1.173	0.135	0.199	0.346
Demand satisfied by modern methods	0.515	0.054	120	26	1.183	0.105	0.407	0.622
Participation in decisionmaking about family planning	0.857	0.031	202	43	1.254	0.036	0.795	0.919
Not exposed to any of the eight media sources	0.108	0.021	345	76	1.263	0.196	0.065	0.150
Neonatal mortality (0–9 years)	21.800	6.205	963	194	1.096	0.285	9.390	34.211
Post-neonatal mortality (0–9 years)	2.321	1.646	962	193	1.006	0.709	0.000	5.612
Infant mortality (0–9 years)	24.121	6.572	963	194	1.126	0.272	10.977	37.266
Child mortality (0–9 years)	8.872	3.183	959	192	0.896	0.359	2.507	15.237
Under-5 mortality (0–9 years)	32.779	7.527	966	194	1.057	0.230	17.725	47.833
Perinatal mortality rate	21.543	5.808	474	97	0.797	0.270	9.927	33.159
Stillbirth rate	7.802	3.486	474	97	0.836	0.447	0.831	14.773
Early neonatal rate	13.849	5.268	469	96	0.861	0.380	3.313	24.385
Received ANC from a skilled provider	0.993	0.006	177	36	0.881	0.006	0.982	1.000
4+ ANC visits	0.529	0.043	177	36	1.133	0.081	0.444	0.615
8+ ANC visits	0.043	0.018	177	36	1.177	0.418	0.007	0.079
Took any iron-containing supplements	0.847	0.027	177	36	1.003	0.032	0.792	0.901
Mothers protected against tetanus for last birth	0.778	0.033	177	36	1.068	0.043	0.711	0.845
Delivered in a health facility	0.837	0.044	180	37	1.529	0.052	0.750	0.924
Delivered by a skilled provider	0.850	0.041	180	37	1.500	0.049	0.768	0.933
Delivered by C-section	0.123	0.028	180	37	1.051	0.227	0.067	0.179
Women with postnatal check during first 2 days	0.751	0.049	177	36	1.482	0.065	0.653	0.848
Newborns with postnatal check during first 2 days	0.769	0.042	177	36	1.310	0.054	0.686	0.852
Any problem accessing health care	0.562	0.064	345	76	2.359	0.113	0.434	0.689
Ever had vaccination card	0.998	0.002	93	19	0.454	0.002	0.993	1.000
Received BCG vaccination	0.971	0.018	93	19	0.992	0.018	0.936	1.000
Received DPT-HepB-Hib vaccination (3 doses)	0.887	0.038	93	19	1.109	0.042	0.812	0.962
Received pneumococcal vaccination (3 doses)	0.852	0.059	93	19	1.561	0.070	0.733	0.971
Received MCV 1 vaccination (12–23 months)	0.786	0.056	93	19	1.263	0.071	0.675	0.897
Fully vaccinated according to national schedule (12–23 months)	0.371	0.061	93	19	1.174	0.166	0.248	0.494
Received MCV 2 vaccination (24–35 months)	0.422	0.045	97	19	0.856	0.107	0.332	0.513
Fully vaccinated according to national schedule (24–35 months)	0.253	0.040	97	19	0.879	0.160	0.172	0.334
Sought treatment for diarrhoea	0.812	0.059	89	18	1.312	0.072	0.695	0.929
Treated with ORS	0.767	0.046	89	18	0.941	0.060	0.674	0.859
Height-for-age (-3SD)	0.043	0.011	487	95	1.057	0.256	0.021	0.064
Height-for-age (-2SD)	0.141	0.027	487	95	1.492	0.190	0.087	0.194
Weight-for-height (-2SD)	0.072	0.017	489	95	1.283	0.235	0.038	0.106
Weight-for-height (+2SD)	0.010	0.005	489	95	1.077	0.502	0.000	0.020
Weight-for-age (-2SD)	0.115	0.021	492	96	1.310	0.185	0.072	0.157
Exclusive breastfeeding	0.406	0.156	15	3	1.171	0.384	0.094	0.717
Minimum dietary diversity (children 6–23 months)	0.158	0.040	82	17	0.993	0.255	0.077	0.238
Body Mass Index (BMI) <18.5	0.217	0.030	256	57	1.169	0.138	0.157	0.277
Body Mass Index (BMI) ≥25.0	0.341	0.038	256	57	1.273	0.110	0.266	0.416
Body Mass Index-for-age (-2SD)	0.101	0.052	56	12	1.304	0.517	0.000	0.206
Body Mass Index-for-age (+1SD)	0.064	0.034	56	12	1.052	0.535	0.000	0.132
Minimum dietary diversity (women 15–49)	0.443	0.034	623	137	1.710	0.077	0.374	0.511
Child slept under an ITN last night	0.492	0.048	511	99	1.800	0.098	0.395	0.588
Pregnant women slept under an ITN last night	0.439	0.093	40	7	1.124	0.212	0.253	0.625
Received 3+ doses of SP/Fansidar	0.214	0.078	99	21	1.853	0.363	0.058	0.369
Child has fever in last 2 weeks	0.173	0.025	454	94	1.370	0.145	0.123	0.223
Child had blood taken from finger/heel	0.343	0.057	85	16	1.001	0.167	0.229	0.458

(Continued...)

Table B.15—Continued

VARIABLE	R	SE	N	WN	DEFT	SE/R	R-2SE	R+2SE
WOMEN								
Child took ACT	0.846	0.107	11	3	1.024	0.126	0.632	1.000
Discriminatory attitudes towards people with HIV	0.424	0.042	333	74	1.534	0.098	0.341	0.507
Condom use at last sex	0.281	0.093	27	7	1.057	0.333	0.094	0.467
Tested for HIV in the past 12 months and received the results of the last test	0.288	0.027	345	76	1.119	0.095	0.233	0.342
Employed in last 12 months	0.372	0.044	364	76	1.726	0.118	0.284	0.460
Employed in last 12 months, but not paid	0.378	0.061	121	28	1.367	0.161	0.256	0.499
Mobile phone ownership	0.794	0.022	623	137	1.348	0.028	0.750	0.838
Have and use a bank account or mobile phone for financial transactions	0.759	0.026	623	137	1.500	0.034	0.707	0.810
Participate in decisionmaking (all three decisions)	0.777	0.032	364	76	1.442	0.041	0.714	0.840
Agree with at least one specified reason a husband is justified in wife beating	0.479	0.033	623	137	1.642	0.069	0.414	0.545
Make own decisions about sexual relations, contraceptive use, and reproductive care	0.503	0.050	202	43	1.412	0.099	0.404	0.603
Experienced physical violence since age 15 by any perpetrator	0.456	0.037	324	69	1.326	0.081	0.382	0.529
Experienced sexual violence by any perpetrator ever	0.092	0.017	324	69	1.036	0.181	0.059	0.125
Experienced sexual violence by any non-intimate partner	0.018	0.008	324	69	1.114	0.456	0.002	0.035
Experienced physical/sexual violence by the current or most recent husband or intimate partner ever	0.419	0.042	276	55	1.400	0.100	0.335	0.502
Experienced emotional/physical/sexual violence by any husband or intimate partner ever in the past 12 months	0.350	0.036	276	55	1.253	0.103	0.278	0.423
MEN								
No education	0.092	0.019	253	55	1.072	0.212	0.053	0.131
Secondary education or higher	0.576	0.040	253	55	1.289	0.070	0.496	0.657
Literacy	0.908	0.019	253	55	1.054	0.021	0.870	0.947
Use of the internet in last 12 months	0.696	0.043	253	55	1.493	0.062	0.610	0.783
Current tobacco use	0.285	0.039	253	55	1.366	0.137	0.207	0.363
Want no more children	0.196	0.042	131	28	1.214	0.216	0.111	0.281
Discriminatory attitudes towards people with HIV	0.309	0.034	252	55	1.176	0.111	0.240	0.377
Condom use at last sex	0.784	0.065	79	18	1.376	0.082	0.655	0.913
Tested for HIV in the past 12 months and received the results of the last test	0.396	0.036	253	55	1.178	0.092	0.324	0.469
Male circumcision	0.994	0.006	253	55	1.227	0.006	0.982	1.000
Mobile phone ownership	0.898	0.022	253	55	1.174	0.025	0.854	0.943
Have and use a bank account or mobile phone for financial transactions	0.934	0.020	253	55	1.278	0.021	0.893	0.974
Agree with at least one specified reason a husband is justified in wife beating	0.796	0.032	253	55	1.260	0.040	0.732	0.860

Table B.16 Sampling errors: Meru sample, Kenya 2022

VARIABLE	R	SE	N	WN	DEFT	SE/R	R-2SE	R+2SE
HOUSEHOLDS AND POPULATION								
Births registered with civil authority	0.856	0.028	298	490	1.221	0.033	0.800	0.912
Ownership of at least one ITN	0.362	0.021	850	1,373	1.248	0.057	0.321	0.404
Ownership of at least one ITN for every two persons	0.168	0.017	839	1,359	1.295	0.100	0.134	0.201
At least basic drinking water service	0.737	0.041	2,764	4,568	2.252	0.056	0.655	0.819
Water available when needed	0.546	0.036	2,764	4,568	1.787	0.066	0.474	0.619
At least basic sanitation service	0.359	0.035	2,764	4,568	1.819	0.098	0.288	0.430
Using open defecation	0.006	0.002	2,764	4,568	0.917	0.320	0.002	0.010
Using a handwashing facility with soap and water	0.499	0.030	2,577	4,293	1.447	0.061	0.438	0.559
WOMEN								
No education	0.017	0.006	602	979	1.080	0.334	0.006	0.029
Secondary education or higher	0.480	0.029	592	964	1.389	0.059	0.423	0.538
Literacy	0.864	0.017	602	979	1.219	0.020	0.830	0.899
Use of the internet in last 12 months	0.370	0.027	602	979	1.375	0.073	0.316	0.424
Current tobacco use	0.003	0.003	299	488	0.966	0.978	0.000	0.010
Total fertility rate (3 years)	3.353	0.175	1,709	2,759	0.736	0.052	3.002	3.703
Currently pregnant	0.049	0.012	602	979	1.313	0.237	0.025	0.072
Mean number of children ever born to women age 40–49	3.544	0.229	110	183	1.326	0.065	3.087	4.001
Median birth interval	49.966	3.584	192	324	1.420	0.072	42.797	57.134
Ideal number of children	3.163	0.092	291	476	1.268	0.029	2.980	3.346
Total wanted fertility rate (3 years)	2.773	0.276	853	1,386	0.913	0.100	2.221	3.325
Currently using any contraceptive method	0.760	0.033	341	569	1.436	0.044	0.694	0.827
Currently using any modern method	0.697	0.033	341	569	1.327	0.047	0.631	0.764
Currently using pill	0.097	0.019	341	569	1.168	0.193	0.060	0.135
Currently using injectables	0.313	0.032	341	569	1.279	0.103	0.249	0.378
Currently using implants	0.229	0.030	341	569	1.331	0.133	0.168	0.290
Currently using male condoms	0.001	0.001	341	569	0.627	1.002	0.000	0.003
Currently using any traditional method	0.063	0.014	341	569	1.085	0.227	0.034	0.091
Unmet need for spacing	0.043	0.016	174	291	1.026	0.370	0.011	0.074
Unmet need for limiting	0.035	0.018	174	291	1.310	0.522	0.000	0.072
Unmet need total	0.078	0.027	174	291	1.332	0.349	0.023	0.132
Demand satisfied by modern methods	0.831	0.038	150	249	1.242	0.046	0.754	0.907
Participation in decisionmaking about family planning	0.938	0.017	174	291	0.904	0.018	0.905	0.971
Not exposed to any of the eight media sources	0.167	0.028	299	488	1.284	0.166	0.111	0.223
Neonatal mortality (0–9 years)	20.023	8.155	560	925	1.237	0.407	3.712	36.333
Post-neonatal mortality (0–9 years)	9.298	3.864	559	921	0.945	0.416	1.571	17.025
Infant mortality (0–9 years)	29.321	8.434	560	925	1.131	0.288	12.452	46.189
Child mortality (0–9 years)	5.618	3.414	532	879	1.014	0.608	0.000	12.447
Under-5 mortality (0–9 years)	34.774	8.391	562	928	1.056	0.241	17.992	51.557
Perinatal mortality rate	8.768	6.257	285	474	1.143	0.714	0.000	21.282
Stillbirth rate	3.924	3.970	285	474	1.082	1.012	0.000	11.864
Early neonatal rate	4.863	4.916	284	472	1.202	1.011	0.000	14.695
Received ANC from a skilled provider	0.992	0.008	124	206	0.956	0.008	0.977	1.000
4+ ANC visits	0.450	0.048	124	206	1.078	0.108	0.353	0.547
8+ ANC visits	0.038	0.017	124	206	1.013	0.462	0.003	0.072
Took any iron-containing supplements	0.837	0.043	124	206	1.282	0.051	0.751	0.922
Mothers protected against tetanus for last birth	0.694	0.047	124	206	1.119	0.067	0.601	0.787
Delivered in a health facility	0.921	0.032	125	207	1.341	0.035	0.856	0.986
Delivered by a skilled provider	0.909	0.032	125	207	1.266	0.036	0.844	0.974
Delivered by C-section	0.229	0.045	125	207	1.213	0.198	0.138	0.319
Women with postnatal check during first 2 days	0.587	0.049	124	206	1.099	0.083	0.490	0.685
Newborns with postnatal check during first 2 days	0.751	0.047	124	206	1.192	0.062	0.658	0.844
Any problem accessing health care	0.606	0.038	299	488	1.356	0.063	0.529	0.683
Ever had vaccination card	0.992	0.008	55	92	0.682	0.008	0.975	1.000
Received BCG vaccination	1.000	0.000	55	92	na	0.000	1.000	1.000
Received DPT-HepB-Hib vaccination (3 doses)	0.923	0.031	55	92	0.880	0.034	0.861	0.986
Received pneumococcal vaccination (3 doses)	0.861	0.037	55	92	0.805	0.043	0.787	0.935
Received MCV 1 vaccination (12–23 months)	0.974	0.019	55	92	0.884	0.019	0.936	1.000
Fully vaccinated according to national schedule (12–23 months)	0.579	0.071	55	92	1.075	0.123	0.437	0.720
Received MCV 2 vaccination (24–35 months)	0.785	0.059	55	79	1.000	0.076	0.666	0.904
Fully vaccinated according to national schedule (24–35 months)	0.491	0.065	55	79	0.892	0.132	0.361	0.621
Sought treatment for diarrhoea	0.475	0.058	43	74	0.786	0.123	0.358	0.592
Treated with ORS	0.367	0.077	43	74	1.079	0.211	0.212	0.522
Height-for-age (-3SD)	0.046	0.016	301	499	1.252	0.339	0.015	0.077
Height-for-age (-2SD)	0.252	0.037	301	499	1.407	0.148	0.177	0.326
Weight-for-height (-2SD)	0.060	0.018	303	505	1.179	0.292	0.025	0.095
Weight-for-height (+2SD)	0.042	0.012	303	505	1.106	0.300	0.017	0.067
Weight-for-age (-2SD)	0.108	0.030	301	499	1.542	0.279	0.047	0.168
Exclusive breastfeeding	0.767	0.149	10	17	1.050	0.194	0.470	1.000
Minimum dietary diversity (children 6–23 months)	0.542	0.072	47	81	0.977	0.132	0.399	0.686
Body Mass Index (BMI) <18.5	0.105	0.020	237	381	0.986	0.188	0.066	0.145
Body Mass Index (BMI) ≥25.0	0.370	0.042	237	381	1.336	0.114	0.285	0.454
Body Mass Index-for-age (-2SD)	0.045	0.032	47	79	1.082	0.717	0.000	0.109
Body Mass Index-for-age (+1SD)	0.138	0.058	47	79	1.177	0.422	0.021	0.255
Minimum dietary diversity (women 15–49)	0.633	0.025	602	979	1.294	0.040	0.582	0.684
Child slept under an ITN last night	0.457	0.037	312	520	1.187	0.081	0.383	0.531
Pregnant women slept under an ITN last night	0.291	0.087	24	46	1.028	0.300	0.116	0.465
Received 3+ doses of SP/Fansidar	0.065	0.035	57	98	1.065	0.541	0.000	0.135
Child has fever in last 2 weeks	0.213	0.029	278	461	1.163	0.136	0.155	0.271
Child had blood taken from finger/heel	0.178	0.052	58	98	1.065	0.294	0.073	0.282

(Continued...)

Table B.16—Continued

VARIABLE	R	SE	N	WN	DEFT	SE/R	R-2SE	R+2SE
WOMEN								
Child took ACT	1.000	0.000	6	12	na	0.000	1.000	1.000
Discriminatory attitudes towards people with HIV	0.256	0.039	299	488	1.527	0.151	0.179	0.333
Condom use at last sex	0.221	0.061	63	99	1.154	0.276	0.099	0.343
Tested for HIV in the past 12 months and received the results of the last test	0.388	0.032	299	488	1.149	0.084	0.323	0.453
Employed in last 12 months	0.906	0.017	341	569	1.061	0.019	0.872	0.939
Employed in last 12 months, but not paid	0.388	0.029	307	515	1.045	0.075	0.330	0.446
Mobile phone ownership	0.741	0.032	602	979	1.772	0.043	0.678	0.805
Have and use a bank account or mobile phone for financial transactions	0.775	0.026	602	979	1.539	0.034	0.722	0.827
Participate in decisionmaking (all three decisions)	0.651	0.038	341	569	1.475	0.059	0.575	0.728
Agree with at least one specified reason a husband is justified in wife beating	0.624	0.036	602	979	1.795	0.057	0.553	0.695
Make own decisions about sexual relations, contraceptive use, and reproductive care	0.672	0.039	174	291	1.097	0.058	0.594	0.750
Experienced physical violence since age 15 by any perpetrator	0.358	0.025	344	547	0.968	0.070	0.308	0.408
Experienced sexual violence by any perpetrator ever	0.160	0.020	344	547	1.025	0.127	0.120	0.201
Experienced sexual violence by any non-intimate partner	0.034	0.014	344	547	1.421	0.412	0.006	0.061
Experienced physical/sexual violence by the current or most recent husband or intimate partner ever	0.336	0.028	322	488	1.065	0.084	0.280	0.392
Experienced emotional/physical/sexual violence by any husband or intimate partner ever in the past 12 months	0.335	0.020	322	488	0.773	0.061	0.294	0.376
MEN								
No education	0.035	0.014	305	489	1.325	0.397	0.007	0.064
Secondary education or higher	0.497	0.037	296	473	1.269	0.074	0.423	0.571
Literacy	0.859	0.019	305	489	0.967	0.022	0.821	0.898
Use of the internet in last 12 months	0.373	0.039	305	489	1.413	0.105	0.294	0.451
Current tobacco use	0.292	0.030	305	489	1.150	0.103	0.232	0.352
Want no more children	0.434	0.048	139	219	1.143	0.111	0.338	0.531
Discriminatory attitudes towards people with HIV	0.316	0.027	305	489	1.022	0.086	0.262	0.371
Condom use at last sex	0.589	0.065	101	151	1.323	0.111	0.458	0.720
Tested for HIV in the past 12 months and received the results of the last test	0.311	0.034	305	489	1.270	0.109	0.244	0.379
Male circumcision	0.976	0.009	305	489	0.974	0.009	0.958	0.993
Mobile phone ownership	0.807	0.026	305	489	1.162	0.033	0.755	0.860
Have and use a bank account or mobile phone for financial transactions	0.760	0.026	305	489	1.080	0.035	0.707	0.813
Agree with at least one specified reason a husband is justified in wife beating	0.528	0.037	305	489	1.292	0.070	0.453	0.602

Table B.17 Sampling errors: Tharaka-Nithi sample, Kenya 2022

VARIABLE	R	SE	N	WN	DEFT	SE/R	R-2SE	R+2SE
HOUSEHOLDS AND POPULATION								
Births registered with civil authority	0.932	0.021	280	141	1.171	0.023	0.889	0.974
Ownership of at least one ITN	0.528	0.028	750	378	1.538	0.053	0.472	0.584
Ownership of at least one ITN for every two persons	0.347	0.029	740	373	1.627	0.082	0.290	0.404
At least basic drinking water service	0.611	0.089	2,557	1,345	4.123	0.146	0.433	0.790
Water available when needed	0.586	0.047	2,557	1,345	2.243	0.080	0.492	0.681
At least basic sanitation service	0.461	0.032	2,557	1,345	1.508	0.069	0.397	0.525
Using open defecation	0.011	0.004	2,557	1,345	1.297	0.381	0.003	0.020
Using a handwashing facility with soap and water	0.456	0.048	2,533	1,333	2.245	0.104	0.361	0.551
WOMEN								
No education	0.003	0.002	535	271	0.896	0.726	0.000	0.007
Secondary education or higher	0.526	0.041	517	262	1.877	0.079	0.444	0.609
Literacy	0.933	0.013	535	271	1.237	0.014	0.906	0.959
Use of the internet in last 12 months	0.370	0.041	535	271	1.938	0.110	0.289	0.451
Current tobacco use	0.001	0.001	264	131	0.566	1.005	0.000	0.004
Total fertility rate (3 years)	3.142	0.242	1,536	774	1.099	0.077	2.659	3.626
Currently pregnant	0.042	0.009	535	271	1.092	0.226	0.023	0.061
Mean number of children ever born to women age 40–49	4.108	0.321	129	64	1.702	0.078	3.466	4.751
Median birth interval	59.888	4.579	164	81	1.058	0.076	50.730	69.046
Ideal number of children	3.258	0.163	261	130	1.645	0.050	2.932	3.584
Total wanted fertility rate (3 years)	2.945	0.351	772	384	1.150	0.119	2.243	3.646
Currently using any contraceptive method	0.747	0.034	330	171	1.411	0.045	0.679	0.815
Currently using any modern method	0.679	0.026	330	171	0.997	0.038	0.628	0.731
Currently using pill	0.073	0.015	330	171	1.029	0.202	0.043	0.102
Currently using injectables	0.313	0.027	330	171	1.062	0.087	0.259	0.367
Currently using implants	0.195	0.026	330	171	1.174	0.131	0.144	0.247
Currently using male condoms	0.017	0.008	330	171	1.133	0.474	0.001	0.033
Currently using any traditional method	0.067	0.023	330	171	1.684	0.346	0.021	0.114
Unmet need for spacing	0.027	0.012	168	86	0.981	0.459	0.002	0.051
Unmet need for limiting	0.077	0.018	168	86	0.877	0.234	0.041	0.114
Unmet need total	0.104	0.020	168	86	0.861	0.196	0.063	0.145
Demand satisfied by modern methods	0.810	0.033	136	71	0.993	0.041	0.743	0.876
Participation in decisionmaking about family planning	0.910	0.029	168	86	1.284	0.031	0.852	0.967
Not exposed to any of the eight media sources	0.154	0.023	264	131	1.018	0.147	0.109	0.200
Neonatal mortality (0–9 years)	11.855	5.944	474	236	1.197	0.501	0.000	23.742
Post-neonatal mortality (0–9 years)	7.253	4.123	472	236	1.050	0.568	0.000	15.498
Infant mortality (0–9 years)	19.108	6.931	474	236	1.090	0.363	5.245	32.970
Child mortality (0–9 years)	6.365	3.527	461	236	1.008	0.554	0.000	13.420
Under-5 mortality (0–9 years)	25.351	7.417	474	236	1.025	0.293	10.518	40.185
Perinatal mortality rate	24.242	8.477	263	130	0.889	0.350	7.288	41.196
Stillbirth rate	22.133	7.778	263	130	0.854	0.351	6.577	37.689
Early neonatal rate	2.157	2.141	257	127	0.730	0.993	0.000	6.438
Received ANC from a skilled provider	0.980	0.014	106	49	1.011	0.014	0.952	1.000
4+ ANC visits	0.632	0.053	106	49	1.126	0.084	0.525	0.738
8+ ANC visits	0.024	0.015	106	49	1.012	0.627	0.000	0.055
Took any iron-containing supplements	0.933	0.024	106	49	0.969	0.025	0.886	0.981
Mothers protected against tetanus for last birth	0.799	0.049	106	49	1.258	0.062	0.700	0.898
Delivered in a health facility	0.945	0.027	107	50	1.157	0.028	0.891	0.998
Delivered by a skilled provider	0.951	0.025	107	50	1.136	0.026	0.901	1.000
Delivered by C-section	0.302	0.063	107	50	1.308	0.207	0.177	0.427
Women with postnatal check during first 2 days	0.800	0.043	106	49	1.103	0.054	0.714	0.886
Newborns with postnatal check during first 2 days	0.854	0.044	106	49	1.260	0.051	0.766	0.941
Any problem accessing health care	0.679	0.033	264	131	1.153	0.049	0.613	0.745
Ever had vaccination card	1.000	0.000	50	24	na	0.000	1.000	1.000
Received BCG vaccination	1.000	0.000	50	24	na	0.000	1.000	1.000
Received DPT-HepB-Hib vaccination (3 doses)	0.963	0.019	50	24	0.693	0.020	0.924	1.000
Received pneumococcal vaccination (3 doses)	0.947	0.027	50	24	0.823	0.028	0.894	1.000
Received MCV 1 vaccination (12–23 months)	0.963	0.029	50	24	1.051	0.030	0.906	1.000
Fully vaccinated according to national schedule (12–23 months)	0.821	0.067	50	24	1.207	0.082	0.686	0.955
Received MCV 2 vaccination (24–35 months)	0.735	0.067	50	26	1.031	0.091	0.600	0.869
Fully vaccinated according to national schedule (24–35 months)	0.485	0.054	50	26	0.764	0.112	0.376	0.594
Sought treatment for diarrhoea	0.521	0.081	41	21	1.057	0.156	0.358	0.683
Treated with ORS	0.394	0.091	41	21	1.207	0.231	0.212	0.576
Height-for-age (-3SD)	0.034	0.011	270	136	0.900	0.314	0.013	0.056
Height-for-age (-2SD)	0.205	0.028	270	136	1.084	0.136	0.150	0.261
Weight-for-height (-2SD)	0.031	0.010	270	136	0.957	0.325	0.011	0.052
Weight-for-height (+2SD)	0.032	0.011	270	136	1.042	0.352	0.009	0.054
Weight-for-age (-2SD)	0.077	0.016	270	136	0.942	0.203	0.046	0.108
Exclusive breastfeeding	0.629	0.161	15	7	1.225	0.256	0.307	0.951
Minimum dietary diversity (children 6–23 months)	0.658	0.067	42	18	0.904	0.102	0.524	0.791
Body Mass Index (BMI) <18.5	0.073	0.019	215	106	1.055	0.259	0.035	0.111
Body Mass Index (BMI) ≥25.0	0.424	0.048	215	106	1.393	0.112	0.329	0.519
Body Mass Index-for-age (-2SD)	0.074	0.049	25	14	0.975	0.664	0.000	0.172
Body Mass Index-for-age (+1SD)	0.121	0.078	25	14	1.249	0.648	0.000	0.277
Minimum dietary diversity (women 15–49)	0.606	0.038	535	271	1.787	0.063	0.530	0.681
Child slept under an ITN last night	0.573	0.040	277	139	1.196	0.069	0.494	0.653
Pregnant women slept under an ITN last night	0.443	0.114	23	11	1.091	0.257	0.215	0.672
Received 3+ doses of SP/Fansidar	0.029	0.020	60	26	0.938	0.711	0.000	0.069
Child has fever in last 2 weeks	0.314	0.046	252	125	1.505	0.145	0.223	0.405
Child had blood taken from finger/heel	0.342	0.047	78	39	0.870	0.137	0.249	0.436

(Continued...)

Table B.17—Continued

VARIABLE	R	SE	N	WN	DEFT	SE/R	R-2SE	R+2SE
WOMEN								
Child took ACT	0.256	0.239	3	2	1.014	0.935	0.000	0.735
Discriminatory attitudes towards people with HIV	0.244	0.037	259	130	1.399	0.154	0.169	0.319
Condom use at last sex	0.490	0.093	31	14	1.020	0.190	0.304	0.676
Tested for HIV in the past 12 months and received the results of the last test	0.501	0.035	264	131	1.128	0.070	0.431	0.570
Employed in last 12 months	0.721	0.035	330	171	1.418	0.049	0.651	0.791
Employed in last 12 months, but not paid	0.134	0.031	236	123	1.385	0.230	0.072	0.196
Mobile phone ownership	0.855	0.020	535	271	1.343	0.024	0.814	0.896
Have and use a bank account or mobile phone for financial transactions	0.800	0.023	535	271	1.339	0.029	0.753	0.846
Participate in decisionmaking (all three decisions)	0.504	0.038	330	171	1.393	0.076	0.427	0.581
Agree with at least one specified reason a husband is justified in wife beating	0.426	0.031	535	271	1.454	0.073	0.364	0.488
Make own decisions about sexual relations, contraceptive use, and reproductive care	0.528	0.045	168	86	1.158	0.085	0.438	0.617
Experienced physical violence since age 15 by any perpetrator	0.346	0.040	309	146	1.476	0.116	0.265	0.426
Experienced sexual violence by any perpetrator ever	0.125	0.023	309	146	1.211	0.182	0.080	0.171
Experienced sexual violence by any non-intimate partner	0.022	0.008	309	146	0.956	0.363	0.006	0.038
Experienced physical/sexual violence by the current or most recent husband or intimate partner ever	0.349	0.037	277	122	1.290	0.106	0.275	0.423
Experienced emotional/physical/sexual violence by any husband or intimate partner ever in the past 12 months	0.326	0.033	277	122	1.175	0.102	0.259	0.392
MEN								
No education	0.000	0.000	279	137	na	na	0.000	0.000
Secondary education or higher	0.486	0.066	245	121	2.059	0.137	0.353	0.618
Literacy	0.921	0.026	279	137	1.618	0.029	0.868	0.973
Use of the internet in last 12 months	0.444	0.052	279	137	1.729	0.116	0.341	0.547
Current tobacco use	0.263	0.028	279	137	1.065	0.107	0.207	0.319
Want no more children	0.425	0.045	144	70	1.082	0.105	0.335	0.514
Discriminatory attitudes towards people with HIV	0.270	0.045	279	137	1.683	0.166	0.180	0.360
Condom use at last sex	0.666	0.057	109	57	1.248	0.085	0.553	0.780
Tested for HIV in the past 12 months and received the results of the last test	0.339	0.033	279	137	1.157	0.097	0.273	0.404
Male circumcision	0.954	0.015	279	137	1.159	0.015	0.925	0.983
Mobile phone ownership	0.795	0.048	279	137	1.960	0.060	0.699	0.890
Have and use a bank account or mobile phone for financial transactions	0.810	0.049	279	137	2.064	0.060	0.713	0.908
Agree with at least one specified reason a husband is justified in wife beating	0.462	0.040	279	137	1.342	0.087	0.381	0.542

Table B.18 Sampling errors: Embu sample, Kenya 2022

VARIABLE	R	SE	N	WN	DEFT	SE/R	R-2SE	R+2SE
HOUSEHOLDS AND POPULATION								
Births registered with civil authority	0.942	0.023	253	170	1.095	0.024	0.897	0.987
Ownership of at least one ITN	0.401	0.018	803	523	1.042	0.045	0.365	0.438
Ownership of at least one ITN for every two persons	0.241	0.020	801	522	1.298	0.081	0.202	0.280
At least basic drinking water service	0.730	0.063	2,501	1,685	3.303	0.086	0.604	0.855
Water available when needed	0.658	0.033	2,501	1,685	1.692	0.050	0.593	0.724
At least basic sanitation service	0.476	0.038	2,501	1,685	1.865	0.079	0.400	0.551
Using open defecation	0.003	0.003	2,501	1,685	1.045	0.862	0.000	0.008
Using a handwashing facility with soap and water	0.448	0.029	2,466	1,659	1.445	0.066	0.389	0.506
WOMEN								
No education	0.012	0.005	584	358	1.031	0.394	0.002	0.021
Secondary education or higher	0.608	0.029	571	349	1.404	0.047	0.550	0.665
Literacy	0.983	0.006	584	358	1.081	0.006	0.972	0.995
Use of the internet in last 12 months	0.319	0.025	584	358	1.299	0.079	0.269	0.369
Current tobacco use	0.000	0.000	296	180	na	na	0.000	0.000
Total fertility rate (3 years)	3.117	0.206	1,699	1,039	1.062	0.066	2.705	3.530
Currently pregnant	0.040	0.009	584	358	1.059	0.216	0.022	0.057
Mean number of children ever born to women age 40–49	3.166	0.157	145	91	1.252	0.050	2.852	3.480
Median birth interval	61.452	4.256	164	111	1.496	0.069	52.940	69.963
Ideal number of children	3.242	0.080	295	179	0.933	0.025	3.082	3.402
Total wanted fertility rate (3 years)	2.804	0.248	862	522	1.009	0.088	2.308	3.300
Currently using any contraceptive method	0.817	0.023	338	214	1.100	0.028	0.771	0.864
Currently using any modern method	0.752	0.027	338	214	1.161	0.036	0.697	0.806
Currently using pill	0.229	0.027	338	214	1.189	0.119	0.174	0.283
Currently using injectables	0.211	0.024	338	214	1.089	0.115	0.163	0.260
Currently using implants	0.196	0.026	338	214	1.216	0.134	0.143	0.249
Currently using male condoms	0.005	0.004	338	214	0.999	0.763	0.000	0.013
Currently using any traditional method	0.066	0.014	338	214	1.066	0.219	0.037	0.094
Unmet need for spacing	0.007	0.003	174	109	0.572	0.535	0.000	0.014
Unmet need for limiting	0.015	0.008	174	109	0.895	0.550	0.000	0.032
Unmet need total	0.022	0.009	174	109	0.796	0.407	0.004	0.039
Demand satisfied by modern methods	0.893	0.027	149	92	1.052	0.030	0.838	0.947
Participation in decisionmaking about family planning	0.891	0.027	174	109	1.134	0.030	0.837	0.945
Not exposed to any of the eight media sources	0.068	0.017	296	180	1.188	0.257	0.033	0.102
Neonatal mortality (0–9 years)	24.224	9.008	511	332	1.204	0.372	6.207	42.240
Post-neonatal mortality (0–9 years)	11.360	4.711	513	332	1.013	0.415	1.938	20.783
Infant mortality (0–9 years)	35.584	8.567	511	332	1.001	0.241	18.450	52.718
Child mortality (0–9 years)	8.338	5.674	494	322	1.362	0.680	0.000	19.685
Under-5 mortality (0–9 years)	43.625	12.252	511	332	1.298	0.281	19.121	68.130
Perinatal mortality rate	25.022	10.484	271	175	1.157	0.419	4.055	45.990
Stillbirth rate	14.661	6.749	271	175	0.959	0.460	1.164	28.159
Early neonatal rate	10.515	6.590	265	173	1.092	0.627	0.000	23.695
Received ANC from a skilled provider	1.000	0.000	98	64	na	0.000	1.000	1.000
4+ ANC visits	0.620	0.048	98	64	0.971	0.077	0.525	0.716
8+ ANC visits	0.016	0.013	98	64	1.007	0.807	0.000	0.041
Took any iron-containing supplements	0.882	0.035	98	64	1.063	0.040	0.812	0.952
Mothers protected against tetanus for last birth	0.896	0.026	98	64	0.851	0.029	0.843	0.949
Delivered in a health facility	0.953	0.020	105	69	0.976	0.021	0.913	0.992
Delivered by a skilled provider	0.963	0.018	105	69	1.037	0.019	0.926	1.000
Delivered by C-section	0.224	0.042	105	69	0.978	0.187	0.140	0.307
Women with postnatal check during first 2 days	0.943	0.022	98	64	0.928	0.023	0.900	0.987
Newborns with postnatal check during first 2 days	0.966	0.017	98	64	0.944	0.018	0.931	1.000
Any problem accessing health care	0.348	0.046	296	180	1.663	0.133	0.256	0.441
Ever had vaccination card	1.000	0.000	47	30	na	0.000	1.000	1.000
Received BCG vaccination	1.000	0.000	47	30	na	0.000	1.000	1.000
Received DPT-HepB-Hib vaccination (3 doses)	0.972	0.015	47	30	0.644	0.016	0.942	1.000
Received pneumococcal vaccination (3 doses)	0.972	0.015	47	30	0.644	0.016	0.942	1.000
Received MCV 1 vaccination (12–23 months)	0.935	0.038	47	30	1.061	0.041	0.859	1.000
Fully vaccinated according to national schedule (12–23 months)	0.756	0.076	47	30	1.201	0.101	0.604	0.909
Received MCV 2 vaccination (24–35 months)	0.820	0.081	50	31	1.469	0.099	0.658	0.982
Fully vaccinated according to national schedule (24–35 months)	0.526	0.080	50	31	1.154	0.152	0.366	0.687
Sought treatment for diarrhoea	0.906	0.055	25	14	0.904	0.060	0.797	1.000
Treated with ORS	0.852	0.103	25	14	1.390	0.121	0.646	1.000
Height-for-age (-3SD)	0.053	0.017	252	170	1.092	0.316	0.020	0.087
Height-for-age (-2SD)	0.199	0.032	252	170	1.206	0.158	0.136	0.262
Weight-for-height (-2SD)	0.053	0.014	251	169	0.988	0.258	0.026	0.080
Weight-for-height (+2SD)	0.034	0.012	251	169	1.046	0.343	0.011	0.057
Weight-for-age (-2SD)	0.113	0.025	253	171	1.306	0.225	0.062	0.164
Exclusive breastfeeding	0.735	0.143	13	8	1.112	0.195	0.449	1.000
Minimum dietary diversity (children 6–23 months)	0.766	0.072	32	20	0.952	0.094	0.621	0.910
Body Mass Index (BMI) <18.5	0.061	0.015	244	146	0.972	0.248	0.031	0.091
Body Mass Index (BMI) ≥25.0	0.551	0.036	244	146	1.114	0.065	0.479	0.623
Body Mass Index-for-age (-2SD)	0.000	0.000	40	25	na	na	0.000	0.000
Body Mass Index-for-age (+1SD)	0.113	0.044	40	25	0.884	0.390	0.025	0.200
Minimum dietary diversity (women 15–49)	0.751	0.034	584	358	1.891	0.045	0.683	0.819
Child slept under an ITN last night	0.582	0.035	257	173	1.056	0.060	0.512	0.652
Pregnant women slept under an ITN last night	0.624	0.106	20	14	1.029	0.170	0.412	0.837
Received 3+ doses of SP/Fansidar	0.043	0.030	49	31	1.034	0.707	0.000	0.103
Child has fever in last 2 weeks	0.114	0.023	252	163	1.151	0.199	0.069	0.159
Child had blood taken from finger/heel	0.064	0.048	32	19	1.078	0.759	0.000	0.160

(Continued...)

Table B.18—Continued

VARIABLE	R	SE	N	WN	DEFT	SE/R	R-2SE	R+2SE
WOMEN								
Child took ACT	0.000	0.000	1	1	na	na	0.000	0.000
Discriminatory attitudes towards people with HIV	0.257	0.029	296	180	1.124	0.111	0.200	0.314
Condom use at last sex	0.298	0.071	47	24	1.056	0.239	0.155	0.440
Tested for HIV in the past 12 months and received the results of the last test	0.390	0.036	296	180	1.264	0.092	0.318	0.461
Employed in last 12 months	0.753	0.034	338	214	1.445	0.045	0.685	0.821
Employed in last 12 months, but not paid	0.091	0.026	259	161	1.455	0.287	0.039	0.143
Mobile phone ownership	0.868	0.020	584	358	1.430	0.023	0.828	0.908
Have and use a bank account or mobile phone for financial transactions	0.865	0.018	584	358	1.254	0.020	0.830	0.901
Participate in decisionmaking (all three decisions)	0.609	0.032	338	214	1.199	0.052	0.545	0.672
Agree with at least one specified reason a husband is justified in wife beating	0.373	0.022	584	358	1.103	0.059	0.328	0.417
Make own decisions about sexual relations, contraceptive use, and reproductive care	0.565	0.026	174	109	0.702	0.047	0.512	0.618
Experienced physical violence since age 15 by any perpetrator	0.403	0.030	358	207	1.138	0.073	0.343	0.462
Experienced sexual violence by any perpetrator ever	0.215	0.019	358	207	0.881	0.089	0.177	0.253
Experienced sexual violence by any non-intimate partner	0.023	0.008	358	207	1.067	0.371	0.006	0.039
Experienced physical/sexual violence by the current or most recent husband or intimate partner ever	0.483	0.030	318	174	1.071	0.062	0.423	0.543
Experienced emotional/physical/sexual violence by any husband or intimate partner ever in the past 12 months	0.476	0.032	318	174	1.133	0.067	0.412	0.539
MEN								
No education	0.000	0.000	280	176	na	na	0.000	0.000
Secondary education or higher	0.601	0.034	273	171	1.140	0.056	0.533	0.669
Literacy	0.995	0.005	280	176	1.202	0.005	0.985	1.000
Use of the internet in last 12 months	0.440	0.037	280	176	1.259	0.085	0.365	0.515
Current tobacco use	0.262	0.030	280	176	1.139	0.114	0.202	0.322
Want no more children	0.426	0.044	132	79	1.019	0.103	0.338	0.514
Discriminatory attitudes towards people with HIV	0.125	0.025	279	175	1.253	0.199	0.076	0.175
Condom use at last sex	0.554	0.059	100	63	1.170	0.106	0.437	0.672
Tested for HIV in the past 12 months and received the results of the last test	0.351	0.032	280	176	1.109	0.090	0.288	0.415
Male circumcision	0.987	0.009	280	176	1.273	0.009	0.970	1.000
Mobile phone ownership	0.839	0.027	280	176	1.211	0.032	0.786	0.892
Have and use a bank account or mobile phone for financial transactions	0.858	0.023	280	176	1.099	0.027	0.812	0.904
Agree with at least one specified reason a husband is justified in wife beating	0.175	0.025	280	176	1.103	0.144	0.125	0.225

Table B.19 Sampling errors: Kitui sample, Kenya 2022

VARIABLE	R	SE	N	WN	DEFT	SE/R	R-2SE	R+2SE
HOUSEHOLDS AND POPULATION								
Births registered with civil authority	0.886	0.023	346	381	1.090	0.026	0.840	0.931
Ownership of at least one ITN	0.330	0.022	810	898	1.319	0.066	0.287	0.374
Ownership of at least one ITN for every two persons	0.151	0.021	807	895	1.628	0.136	0.110	0.192
At least basic drinking water service	0.212	0.044	3,099	3,479	2.894	0.205	0.125	0.299
Water available when needed	0.533	0.043	3,099	3,479	2.119	0.081	0.446	0.620
At least basic sanitation service	0.500	0.028	3,099	3,479	1.384	0.056	0.443	0.556
Using open defecation	0.051	0.014	3,099	3,479	1.501	0.283	0.022	0.080
Using a handwashing facility with soap and water	0.544	0.034	3,023	3,396	1.668	0.063	0.475	0.612
WOMEN								
No education	0.015	0.006	671	735	1.234	0.392	0.003	0.026
Secondary education or higher	0.493	0.047	631	692	2.337	0.095	0.400	0.587
Literacy	0.948	0.013	671	735	1.489	0.013	0.922	0.974
Use of the internet in last 12 months	0.233	0.063	671	735	3.807	0.270	0.107	0.358
Current tobacco use	0.000	0.000	348	373	na	na	0.000	0.000
Total fertility rate (3 years)	3.219	0.410	1,898	2,077	1.606	0.127	2.400	4.039
Currently pregnant	0.024	0.006	671	735	0.995	0.245	0.012	0.036
Mean number of children ever born to women age 40–49	4.600	0.303	148	167	1.518	0.066	3.994	5.206
Median birth interval	43.021	2.524	218	231	1.135	0.059	37.973	48.069
Ideal number of children	3.316	0.099	348	373	1.159	0.030	3.117	3.514
Total wanted fertility rate (3 years)	2.658	0.417	976	1,049	1.192	0.157	1.824	3.492
Currently using any contraceptive method	0.683	0.033	387	449	1.413	0.049	0.616	0.750
Currently using any modern method	0.624	0.039	387	449	1.571	0.062	0.546	0.701
Currently using pill	0.048	0.012	387	449	1.067	0.241	0.025	0.072
Currently using injectables	0.352	0.046	387	449	1.882	0.130	0.260	0.444
Currently using implants	0.163	0.022	387	449	1.147	0.132	0.120	0.206
Currently using male condoms	0.007	0.004	387	449	0.982	0.610	0.000	0.015
Currently using any traditional method	0.060	0.035	387	449	2.863	0.584	0.000	0.129
Unmet need for spacing	0.062	0.019	196	218	1.098	0.306	0.024	0.100
Unmet need for limiting	0.115	0.024	196	218	1.071	0.213	0.066	0.164
Unmet need total	0.177	0.036	196	218	1.299	0.201	0.106	0.248
Demand satisfied by modern methods	0.734	0.046	164	185	1.338	0.063	0.642	0.826
Participation in decisionmaking about family planning	0.950	0.016	196	218	1.021	0.017	0.918	0.982
Not exposed to any of the eight media sources	0.065	0.017	348	373	1.276	0.261	0.031	0.098
Neonatal mortality (0–9 years)	13.415	4.671	624	671	1.009	0.348	4.073	22.756
Post-neonatal mortality (0–9 years)	9.489	3.604	623	674	0.924	0.380	2.281	16.697
Infant mortality (0–9 years)	22.904	6.090	625	673	1.026	0.266	10.723	35.084
Child mortality (0–9 years)	4.218	2.354	627	676	0.958	0.558	0.000	8.927
Under-5 mortality (0–9 years)	27.025	6.314	625	673	0.988	0.234	14.397	39.653
Perinatal mortality rate	18.568	8.172	321	343	1.080	0.440	2.225	34.911
Stillbirth rate	8.483	4.768	321	343	0.920	0.562	0.000	18.019
Early neonatal rate	10.171	5.486	318	340	0.970	0.539	0.000	21.143
Received ANC from a skilled provider	0.941	0.024	136	142	1.160	0.025	0.893	0.988
4+ ANC visits	0.682	0.042	136	142	1.044	0.061	0.599	0.766
8+ ANC visits	0.033	0.016	136	142	1.010	0.471	0.002	0.064
Took any iron-containing supplements	0.886	0.035	136	142	1.289	0.040	0.816	0.957
Mothers protected against tetanus for last birth	0.657	0.054	136	142	1.307	0.081	0.550	0.764
Delivered in a health facility	0.795	0.048	139	145	1.373	0.061	0.698	0.891
Delivered by a skilled provider	0.860	0.037	139	145	1.223	0.043	0.786	0.933
Delivered by C-section	0.149	0.036	139	145	1.154	0.239	0.078	0.220
Women with postnatal check during first 2 days	0.778	0.039	136	142	1.095	0.050	0.700	0.857
Newborns with postnatal check during first 2 days	0.844	0.041	136	142	1.302	0.048	0.762	0.925
Any problem accessing health care	0.695	0.034	348	373	1.375	0.049	0.627	0.763
Ever had vaccination card	0.924	0.041	74	80	1.340	0.045	0.841	1.000
Received BCG vaccination	0.866	0.045	74	80	1.139	0.052	0.775	0.956
Received DPT-HepB-Hib vaccination (3 doses)	0.839	0.051	74	80	1.188	0.061	0.738	0.941
Received pneumococcal vaccination (3 doses)	0.823	0.050	74	80	1.126	0.061	0.723	0.923
Received MCV 1 vaccination (12–23 months)	0.831	0.058	74	80	1.334	0.070	0.714	0.947
Fully vaccinated according to national schedule (12–23 months)	0.494	0.058	74	80	0.975	0.116	0.379	0.610
Received MCV 2 vaccination (24–35 months)	0.600	0.066	57	57	0.973	0.109	0.469	0.731
Fully vaccinated according to national schedule (24–35 months)	0.247	0.064	57	57	1.081	0.259	0.119	0.376
Sought treatment for diarrhoea	0.621	0.102	31	29	1.074	0.165	0.416	0.825
Treated with ORS	0.631	0.093	31	29	0.926	0.147	0.445	0.817
Height-for-age (-3SD)	0.088	0.017	347	382	1.153	0.191	0.055	0.122
Height-for-age (-2SD)	0.251	0.031	347	382	1.257	0.124	0.188	0.313
Weight-for-height (-2SD)	0.049	0.011	348	383	0.960	0.222	0.027	0.071
Weight-for-height (+2SD)	0.040	0.011	348	383	1.062	0.281	0.017	0.062
Weight-for-age (-2SD)	0.139	0.025	349	383	1.272	0.177	0.090	0.189
Exclusive breastfeeding	0.574	0.139	14	13	1.015	0.243	0.295	0.852
Minimum dietary diversity (children 6–23 months)	0.033	0.024	53	58	0.965	0.720	0.000	0.081
Body Mass Index (BMI) <18.5	0.087	0.020	258	279	1.125	0.228	0.047	0.127
Body Mass Index (BMI) ≥25.0	0.290	0.034	258	279	1.202	0.118	0.221	0.358
Body Mass Index-for-age (-2SD)	0.016	0.016	69	75	1.040	0.996	0.000	0.047
Body Mass Index-for-age (+1SD)	0.042	0.023	69	75	0.937	0.538	0.000	0.088
Minimum dietary diversity (women 15–49)	0.398	0.056	671	735	2.931	0.140	0.286	0.509
Child slept under an ITN last night	0.423	0.048	353	387	1.570	0.112	0.328	0.519
Pregnant women slept under an ITN last night	0.385	0.112	18	18	0.927	0.291	0.161	0.609
Received 3+ doses of SP/Fansidar	0.049	0.026	68	72	0.965	0.516	0.000	0.101
Child has fever in last 2 weeks	0.100	0.029	312	334	1.695	0.291	0.042	0.158
Child had blood taken from finger/heel	0.124	0.066	28	33	1.110	0.531	0.000	0.255

(Continued...)

Table B.19—Continued

VARIABLE	R	SE	N	WN	DEFT	SE/R	R-2SE	R+2SE
WOMEN								
Child took ACT	0.732	0.140	6	6	0.721	0.191	0.452	1.000
Discriminatory attitudes towards people with HIV	0.363	0.039	343	368	1.484	0.106	0.286	0.440
Condom use at last sex	0.120	0.051	46	44	1.050	0.423	0.018	0.222
Tested for HIV in the past 12 months and received the results of the last test	0.252	0.030	348	373	1.266	0.117	0.193	0.311
Employed in last 12 months	0.471	0.045	387	449	1.764	0.095	0.381	0.561
Employed in last 12 months, but not paid	0.052	0.017	198	212	1.046	0.319	0.019	0.085
Mobile phone ownership	0.739	0.026	671	735	1.553	0.036	0.686	0.791
Have and use a bank account or mobile phone for financial transactions	0.737	0.028	671	735	1.655	0.038	0.681	0.793
Participate in decisionmaking (all three decisions)	0.837	0.035	387	449	1.856	0.042	0.767	0.907
Agree with at least one specified reason a husband is justified in wife beating	0.110	0.026	671	735	2.173	0.240	0.057	0.162
Make own decisions about sexual relations, contraceptive use, and reproductive care	0.799	0.042	196	218	1.452	0.052	0.716	0.883
Experienced physical violence since age 15 by any perpetrator	0.115	0.023	353	391	1.371	0.203	0.068	0.161
Experienced sexual violence by any perpetrator ever	0.009	0.004	353	391	0.788	0.446	0.001	0.017
Experienced sexual violence by any non-intimate partner	0.004	0.003	353	391	0.874	0.708	0.000	0.010
Experienced physical/sexual violence by the current or most recent husband or intimate partner ever	0.122	0.025	300	313	1.303	0.202	0.073	0.171
Experienced emotional/physical/sexual violence by any husband or intimate partner ever in the past 12 months	0.132	0.043	300	313	2.192	0.328	0.045	0.218
MEN								
No education	0.019	0.008	296	312	1.002	0.416	0.003	0.035
Secondary education or higher	0.515	0.052	276	291	1.714	0.101	0.411	0.618
Literacy	0.993	0.005	296	312	1.022	0.005	0.983	1.000
Use of the internet in last 12 months	0.347	0.060	296	312	2.139	0.172	0.227	0.466
Current tobacco use	0.210	0.036	296	312	1.515	0.172	0.138	0.282
Want no more children	0.436	0.072	121	124	1.586	0.166	0.291	0.580
Discriminatory attitudes towards people with HIV	0.028	0.012	294	310	1.261	0.434	0.004	0.052
Condom use at last sex	0.735	0.058	84	90	1.199	0.079	0.619	0.852
Tested for HIV in the past 12 months and received the results of the last test	0.296	0.042	296	312	1.578	0.142	0.212	0.381
Male circumcision	1.000	0.000	296	312	na	0.000	1.000	1.000
Mobile phone ownership	0.777	0.029	296	312	1.202	0.038	0.719	0.835
Have and use a bank account or mobile phone for financial transactions	0.783	0.030	296	312	1.257	0.039	0.722	0.843
Agree with at least one specified reason a husband is justified in wife beating	0.119	0.032	296	312	1.673	0.266	0.056	0.182

Table B.20 Sampling errors: Machakos sample, Kenya 2022

VARIABLE	R	SE	N	WN	DEFT	SE/R	R-2SE	R+2SE
HOUSEHOLDS AND POPULATION								
Births registered with civil authority	0.934	0.017	294	417	1.093	0.018	0.900	0.968
Ownership of at least one ITN	0.559	0.032	844	1,230	1.842	0.056	0.496	0.622
Ownership of at least one ITN for every two persons	0.388	0.028	842	1,227	1.673	0.073	0.331	0.444
At least basic drinking water service	0.681	0.041	2,945	4,250	2.176	0.061	0.599	0.764
Water available when needed	0.859	0.021	2,945	4,250	1.517	0.025	0.817	0.902
At least basic sanitation service	0.614	0.038	2,945	4,250	1.981	0.062	0.539	0.690
Using open defecation	0.005	0.004	2,945	4,250	1.080	0.811	0.000	0.012
Using a handwashing facility with soap and water	0.502	0.024	2,886	4,170	1.206	0.048	0.454	0.551
WOMEN								
No education	0.004	0.002	699	992	0.884	0.551	0.000	0.008
Secondary education or higher	0.702	0.020	653	919	1.088	0.028	0.663	0.741
Literacy	0.991	0.004	699	992	1.135	0.004	0.983	0.999
Use of the internet in last 12 months	0.558	0.032	699	992	1.674	0.057	0.495	0.621
Current tobacco use	0.004	0.003	381	544	0.953	0.735	0.000	0.011
Total fertility rate (3 years)	2.801	0.226	1,995	2,820	1.004	0.081	2.350	3.253
Currently pregnant	0.040	0.009	699	992	1.180	0.218	0.023	0.058
Mean number of children ever born to women age 40–49	3.405	0.148	162	232	1.102	0.043	3.109	3.701
Median birth interval	51.369	3.512	182	263	1.082	0.068	44.345	58.393
Ideal number of children	2.948	0.075	381	544	1.143	0.025	2.798	3.098
Total wanted fertility rate (3 years)	1.959	0.281	1,082	1,541	1.244	0.143	1.397	2.520
Currently using any contraceptive method	0.763	0.025	387	553	1.137	0.032	0.713	0.812
Currently using any modern method	0.664	0.023	387	553	0.943	0.034	0.619	0.710
Currently using pill	0.160	0.022	387	553	1.196	0.140	0.115	0.204
Currently using injectables	0.265	0.026	387	553	1.137	0.096	0.214	0.316
Currently using implants	0.134	0.021	387	553	1.187	0.154	0.092	0.175
Currently using male condoms	0.019	0.007	387	553	1.060	0.391	0.004	0.033
Currently using any traditional method	0.098	0.016	387	553	1.024	0.158	0.067	0.129
Unmet need for spacing	0.026	0.012	207	297	1.061	0.453	0.002	0.050
Unmet need for limiting	0.041	0.016	207	297	1.167	0.392	0.009	0.074
Unmet need total	0.067	0.021	207	297	1.190	0.309	0.026	0.109
Demand satisfied by modern methods	0.786	0.029	174	250	0.935	0.037	0.728	0.844
Participation in decisionmaking about family planning	0.947	0.018	207	297	1.122	0.019	0.912	0.982
Not exposed to any of the eight media sources	0.074	0.014	381	544	1.029	0.186	0.047	0.102
Neonatal mortality (0–9 years)	25.613	8.335	547	778	1.047	0.325	8.944	42.282
Post-neonatal mortality (0–9 years)	8.019	3.856	545	774	1.010	0.481	0.307	15.730
Infant mortality (0–9 years)	33.632	9.556	547	778	1.107	0.284	14.519	52.745
Child mortality (0–9 years)	7.334	3.517	529	756	0.953	0.480	0.301	14.367
Under-5 mortality (0–9 years)	40.719	10.097	548	780	1.093	0.248	20.525	60.913
Perinatal mortality rate	33.899	9.413	276	394	0.876	0.278	15.073	52.725
Stillbirth rate	13.553	7.687	276	394	1.109	0.567	0.000	28.926
Early neonatal rate	20.571	7.314	274	390	0.864	0.356	5.943	35.198
Received ANC from a skilled provider	0.980	0.014	108	154	1.031	0.014	0.952	1.000
4+ ANC visits	0.769	0.045	108	154	1.106	0.059	0.679	0.859
8+ ANC visits	0.083	0.028	108	154	1.036	0.334	0.027	0.138
Took any iron-containing supplements	0.925	0.030	108	154	1.194	0.033	0.864	0.986
Mothers protected against tetanus for last birth	0.642	0.043	108	154	0.922	0.066	0.557	0.728
Delivered in a health facility	0.953	0.018	116	166	0.906	0.018	0.918	0.989
Delivered by a skilled provider	0.953	0.018	116	166	0.906	0.018	0.918	0.989
Delivered by C-section	0.172	0.038	116	166	0.970	0.220	0.096	0.248
Women with postnatal check during first 2 days	0.916	0.032	108	154	1.186	0.035	0.852	0.980
Newborns with postnatal check during first 2 days	0.935	0.025	108	154	1.066	0.027	0.885	0.986
Any problem accessing health care	0.341	0.036	381	544	1.481	0.106	0.268	0.413
Ever had vaccination card	1.000	0.000	47	68	na	0.000	1.000	1.000
Received BCG vaccination	0.952	0.033	47	68	1.052	0.035	0.886	1.000
Received DPT-HepB-Hib vaccination (3 doses)	0.923	0.038	47	68	0.992	0.042	0.846	1.000
Received pneumococcal vaccination (3 doses)	0.957	0.031	47	68	1.043	0.032	0.895	1.000
Received MCV 1 vaccination (12–23 months)	0.980	0.019	47	68	0.936	0.020	0.941	1.000
Fully vaccinated according to national schedule (12–23 months)	0.708	0.084	47	68	1.219	0.119	0.540	0.877
Received MCV 2 vaccination (24–35 months)	0.858	0.047	53	75	0.978	0.055	0.763	0.952
Fully vaccinated according to national schedule (24–35 months)	0.609	0.078	53	75	1.160	0.129	0.452	0.765
Sought treatment for diarrhoea	0.408	0.081	41	58	1.047	0.198	0.246	0.569
Treated with ORS	0.453	0.069	41	58	0.886	0.153	0.315	0.591
Height-for-age (-3SD)	0.038	0.009	282	404	0.810	0.244	0.019	0.056
Height-for-age (-2SD)	0.162	0.026	282	404	1.152	0.160	0.110	0.214
Weight-for-height (-2SD)	0.035	0.010	286	409	0.889	0.298	0.014	0.056
Weight-for-height (+2SD)	0.026	0.009	286	409	0.892	0.325	0.009	0.044
Weight-for-age (-2SD)	0.081	0.019	284	407	1.079	0.233	0.043	0.119
Exclusive breastfeeding	0.775	0.111	17	25	1.059	0.143	0.554	0.997
Minimum dietary diversity (children 6–23 months)	0.379	0.081	36	51	0.989	0.214	0.217	0.541
Body Mass Index (BMI) <18.5	0.077	0.022	288	409	1.376	0.280	0.034	0.121
Body Mass Index (BMI) ≥25.0	0.493	0.036	288	409	1.230	0.074	0.420	0.565
Body Mass Index-for-age (-2SD)	0.040	0.023	74	105	0.991	0.561	0.000	0.086
Body Mass Index-for-age (+1SD)	0.093	0.034	74	105	1.017	0.369	0.024	0.162
Minimum dietary diversity (women 15–49)	0.695	0.027	699	992	1.556	0.039	0.641	0.750
Child slept under an ITN last night	0.647	0.038	297	423	1.217	0.059	0.571	0.723
Pregnant women slept under an ITN last night	0.548	0.097	27	40	1.019	0.177	0.354	0.742
Received 3+ doses of SP/Fansidar	0.026	0.025	54	76	1.149	0.965	0.000	0.077
Child has fever in last 2 weeks	0.165	0.027	266	379	1.211	0.166	0.110	0.220
Child had blood taken from finger/heel	0.243	0.063	44	63	0.967	0.257	0.118	0.368

(Continued...)

Table B.20—Continued

VARIABLE	R	SE	N	WN	DEFT	SE/R	R-2SE	R+2SE
WOMEN								
Child took ACT	0.427	0.233	5	8	1.092	0.545	0.000	0.892
Discriminatory attitudes towards people with HIV	0.309	0.035	381	544	1.494	0.115	0.238	0.380
Condom use at last sex	0.329	0.060	69	97	1.047	0.182	0.209	0.448
Tested for HIV in the past 12 months and received the results of the last test	0.465	0.035	381	544	1.354	0.075	0.395	0.534
Employed in last 12 months	0.618	0.029	387	553	1.184	0.047	0.560	0.677
Employed in last 12 months, but not paid	0.195	0.032	245	342	1.249	0.162	0.132	0.259
Mobile phone ownership	0.855	0.016	699	992	1.193	0.019	0.824	0.887
Have and use a bank account or mobile phone for financial transactions	0.871	0.014	699	992	1.066	0.016	0.844	0.898
Participate in decisionmaking (all three decisions)	0.878	0.016	387	553	0.985	0.019	0.845	0.911
Agree with at least one specified reason a husband is justified in wife beating	0.126	0.017	699	992	1.386	0.138	0.091	0.160
Make own decisions about sexual relations, contraceptive use, and reproductive care	0.663	0.040	207	297	1.219	0.061	0.582	0.743
Experienced physical violence since age 15 by any perpetrator	0.257	0.031	340	515	1.285	0.119	0.196	0.318
Experienced sexual violence by any perpetrator ever	0.063	0.016	340	515	1.248	0.262	0.030	0.096
Experienced sexual violence by any non-intimate partner	0.008	0.006	340	515	1.340	0.820	0.000	0.021
Experienced physical/sexual violence by the current or most recent husband or intimate partner ever	0.218	0.029	305	445	1.219	0.132	0.160	0.276
Experienced emotional/physical/sexual violence by any husband or intimate partner ever in the past 12 months	0.213	0.028	305	445	1.205	0.133	0.156	0.269
MEN								
No education	0.003	0.003	354	480	0.955	1.000	0.000	0.008
Secondary education or higher	0.641	0.035	340	460	1.341	0.055	0.571	0.711
Literacy	0.997	0.003	354	480	1.031	0.003	0.991	1.000
Use of the internet in last 12 months	0.447	0.033	354	480	1.238	0.073	0.381	0.512
Current tobacco use	0.155	0.026	354	480	1.373	0.171	0.102	0.208
Want no more children	0.414	0.038	151	201	0.952	0.093	0.337	0.490
Discriminatory attitudes towards people with HIV	0.121	0.018	354	480	1.028	0.148	0.085	0.156
Condom use at last sex	0.743	0.040	132	178	1.038	0.053	0.664	0.822
Tested for HIV in the past 12 months and received the results of the last test	0.348	0.023	354	480	0.898	0.065	0.302	0.393
Male circumcision	0.992	0.005	354	480	0.952	0.005	0.983	1.000
Mobile phone ownership	0.771	0.029	354	480	1.297	0.038	0.713	0.829
Have and use a bank account or mobile phone for financial transactions	0.805	0.025	354	480	1.201	0.032	0.754	0.855
Agree with at least one specified reason a husband is justified in wife beating	0.420	0.033	354	480	1.240	0.078	0.354	0.485

Table B.21 Sampling errors: Makueni sample, Kenya 2022

VARIABLE	R	SE	N	WN	DEFT	SE/R	R-2SE	R+2SE
HOUSEHOLDS AND POPULATION								
Births registered with civil authority	0.705	0.028	334	315	0.915	0.039	0.650	0.760
Ownership of at least one ITN	0.481	0.026	827	775	1.513	0.055	0.428	0.533
Ownership of at least one ITN for every two persons	0.258	0.023	820	769	1.499	0.089	0.213	0.304
At least basic drinking water service	0.460	0.035	2,944	2,903	1.721	0.075	0.391	0.529
Water available when needed	0.860	0.023	2,944	2,903	1.577	0.027	0.814	0.906
At least basic sanitation service	0.457	0.029	2,944	2,903	1.431	0.063	0.399	0.515
Using open defecation	0.015	0.006	2,944	2,903	1.149	0.376	0.004	0.026
Using a handwashing facility with soap and water	0.123	0.019	2,921	2,889	1.483	0.153	0.085	0.161
WOMEN								
No education	0.000	0.000	720	683	na	na	0.000	0.000
Secondary education or higher	0.563	0.024	692	655	1.259	0.042	0.516	0.611
Literacy	0.984	0.006	720	683	1.224	0.006	0.972	0.995
Use of the internet in last 12 months	0.359	0.031	720	683	1.739	0.087	0.297	0.421
Current tobacco use	0.000	0.000	371	356	na	na	0.000	0.000
Total fertility rate (3 years)	3.321	0.212	2,025	1,913	1.114	0.064	2.897	3.744
Currently pregnant	0.049	0.008	720	683	1.011	0.166	0.033	0.065
Mean number of children ever born to women age 40–49	4.084	0.188	154	155	1.213	0.046	3.708	4.460
Median birth interval	48.446	2.564	198	182	1.184	0.053	43.319	53.573
Ideal number of children	3.114	0.062	368	352	0.936	0.020	2.990	3.238
Total wanted fertility rate (3 years)	2.523	0.301	1,043	1,000	1.306	0.119	1.921	3.125
Currently using any contraceptive method	0.733	0.022	375	366	0.960	0.030	0.689	0.777
Currently using any modern method	0.644	0.027	375	366	1.108	0.043	0.589	0.699
Currently using pill	0.102	0.016	375	366	1.041	0.160	0.070	0.135
Currently using injectables	0.248	0.023	375	366	1.044	0.094	0.201	0.294
Currently using implants	0.196	0.022	375	366	1.059	0.111	0.153	0.240
Currently using male condoms	0.015	0.006	375	366	0.914	0.386	0.003	0.026
Currently using any traditional method	0.089	0.016	375	366	1.109	0.184	0.056	0.121
Unmet need for spacing	0.045	0.015	200	199	1.049	0.345	0.014	0.075
Unmet need for limiting	0.063	0.017	200	199	1.003	0.273	0.029	0.098
Unmet need total	0.108	0.022	200	199	0.990	0.202	0.064	0.151
Demand satisfied by modern methods	0.757	0.042	163	159	1.230	0.055	0.673	0.840
Participation in decisionmaking about family planning	0.935	0.017	200	199	0.953	0.018	0.902	0.968
Not exposed to any of the eight media sources	0.047	0.014	371	356	1.302	0.305	0.018	0.076
Neonatal mortality (0–9 years)	26.129	8.614	568	535	1.189	0.330	8.901	43.358
Post-neonatal mortality (0–9 years)	8.642	4.517	563	530	1.157	0.523	0.000	17.675
Infant mortality (0–9 years)	34.771	10.301	568	535	1.265	0.296	14.170	55.373
Child mortality (0–9 years)	3.412	2.745	544	509	1.070	0.805	0.000	8.902
Under-5 mortality (0–9 years)	38.065	10.388	569	536	1.225	0.273	17.290	58.840
Perinatal mortality rate	27.873	10.804	330	303	1.184	0.388	6.265	49.481
Stillbirth rate	18.637	7.308	330	303	0.976	0.392	4.022	33.253
Early neonatal rate	9.375	6.714	324	298	1.232	0.716	0.000	22.804
Received ANC from a skilled provider	0.991	0.009	128	121	1.066	0.009	0.972	1.000
4+ ANC visits	0.757	0.040	128	121	1.055	0.053	0.677	0.837
8+ ANC visits	0.027	0.016	128	121	1.125	0.601	0.000	0.059
Took any iron-containing supplements	0.931	0.021	128	121	0.952	0.023	0.888	0.973
Mothers protected against tetanus for last birth	0.835	0.034	128	121	1.038	0.041	0.766	0.903
Delivered in a health facility	0.900	0.029	133	126	1.020	0.032	0.843	0.958
Delivered by a skilled provider	0.921	0.024	133	126	0.934	0.026	0.873	0.969
Delivered by C-section	0.225	0.042	133	126	1.087	0.187	0.141	0.309
Women with postnatal check during first 2 days	0.851	0.030	128	121	0.951	0.035	0.791	0.911
Newborns with postnatal check during first 2 days	0.884	0.040	128	121	1.385	0.045	0.805	0.963
Any problem accessing health care	0.596	0.037	371	356	1.433	0.061	0.523	0.669
Ever had vaccination card	1.000	0.000	69	63	na	0.000	1.000	1.000
Received BCG vaccination	0.978	0.021	69	63	1.139	0.021	0.936	1.000
Received DPT-HepB-Hib vaccination (3 doses)	0.855	0.041	69	63	0.956	0.048	0.773	0.937
Received pneumococcal vaccination (3 doses)	0.935	0.043	69	63	1.427	0.046	0.848	1.000
Received MCV 1 vaccination (12–23 months)	0.933	0.027	69	63	0.867	0.029	0.879	0.986
Fully vaccinated according to national schedule (12–23 months)	0.655	0.048	69	63	0.809	0.073	0.559	0.751
Received MCV 2 vaccination (24–35 months)	0.939	0.028	65	59	0.915	0.030	0.883	0.995
Fully vaccinated according to national schedule (24–35 months)	0.484	0.072	65	59	1.084	0.149	0.340	0.628
Sought treatment for diarrhoea	0.522	0.152	11	11	1.038	0.290	0.219	0.825
Treated with ORS	0.425	0.194	11	11	1.342	0.457	0.037	0.813
Height-for-age (-3SD)	0.042	0.013	321	306	1.080	0.304	0.017	0.068
Height-for-age (-2SD)	0.198	0.024	321	306	1.071	0.123	0.149	0.246
Weight-for-height (-2SD)	0.040	0.011	327	312	0.968	0.282	0.017	0.062
Weight-for-height (+2SD)	0.032	0.011	327	312	1.158	0.353	0.009	0.054
Weight-for-age (-2SD)	0.087	0.024	322	306	1.567	0.274	0.039	0.134
Exclusive breastfeeding	0.617	0.120	14	14	0.899	0.195	0.376	0.857
Minimum dietary diversity (children 6–23 months)	0.128	0.047	47	45	0.948	0.364	0.035	0.222
Body Mass Index (BMI) <18.5	0.063	0.022	267	256	1.463	0.342	0.020	0.107
Body Mass Index (BMI) ≥25.0	0.445	0.030	267	256	0.998	0.068	0.384	0.505
Body Mass Index-for-age (-2SD)	0.000	0.000	70	70	na	na	0.000	0.000
Body Mass Index-for-age (+1SD)	0.138	0.043	70	70	1.069	0.312	0.052	0.224
Minimum dietary diversity (women 15–49)	0.269	0.024	720	683	1.437	0.088	0.221	0.317
Child slept under an ITN last night	0.469	0.042	331	316	1.288	0.089	0.385	0.553
Pregnant women slept under an ITN last night	0.553	0.077	37	33	0.924	0.139	0.399	0.707
Received 3+ doses of SP/Fansidar	0.000	0.000	62	60	na	na	0.000	0.000
Child has fever in last 2 weeks	0.040	0.016	314	291	1.297	0.401	0.008	0.071
Child had blood taken from finger/heel	0.167	0.108	13	12	0.988	0.646	0.000	0.384

(Continued...)

Table B.21—Continued

VARIABLE	R	SE	N	WN	DEFT	SE/R	R-2SE	R+2SE
WOMEN								
Child took ACT	0.000	0.000	2	2	na	na	0.000	0.000
Discriminatory attitudes towards people with HIV	0.248	0.031	366	351	1.369	0.125	0.186	0.310
Condom use at last sex	0.230	0.063	59	49	1.142	0.275	0.104	0.357
Tested for HIV in the past 12 months and received the results of the last test	0.535	0.036	371	356	1.403	0.068	0.462	0.607
Employed in last 12 months	0.528	0.034	375	366	1.319	0.065	0.460	0.596
Employed in last 12 months, but not paid	0.152	0.032	206	193	1.283	0.212	0.088	0.217
Mobile phone ownership	0.732	0.027	720	683	1.624	0.037	0.678	0.786
Have and use a bank account or mobile phone for financial transactions	0.749	0.023	720	683	1.436	0.031	0.703	0.796
Participate in decisionmaking (all three decisions)	0.813	0.027	375	366	1.317	0.033	0.760	0.867
Agree with at least one specified reason a husband is justified in wife beating	0.368	0.022	720	683	1.247	0.061	0.323	0.413
Make own decisions about sexual relations, contraceptive use, and reproductive care	0.606	0.037	200	199	1.067	0.061	0.532	0.680
Experienced physical violence since age 15 by any perpetrator	0.227	0.026	368	362	1.199	0.116	0.175	0.279
Experienced sexual violence by any perpetrator ever	0.047	0.013	368	362	1.206	0.285	0.020	0.073
Experienced sexual violence by any non-intimate partner	0.000	0.000	368	362	na	na	0.000	0.000
Experienced physical/sexual violence by the current or most recent husband or intimate partner ever	0.272	0.037	318	295	1.464	0.135	0.198	0.345
Experienced emotional/physical/sexual violence by any husband or intimate partner ever in the past 12 months	0.223	0.026	318	295	1.105	0.116	0.171	0.275
MEN								
No education	0.004	0.004	308	279	1.060	0.996	0.000	0.011
Secondary education or higher	0.533	0.030	291	264	1.025	0.056	0.473	0.593
Literacy	0.933	0.013	308	279	0.937	0.014	0.906	0.960
Use of the internet in last 12 months	0.368	0.027	308	279	0.971	0.073	0.314	0.421
Current tobacco use	0.253	0.024	308	279	0.960	0.094	0.206	0.301
Want no more children	0.490	0.060	127	111	1.335	0.122	0.371	0.609
Discriminatory attitudes towards people with HIV	0.354	0.031	308	279	1.136	0.088	0.292	0.416
Condom use at last sex	0.818	0.032	112	101	0.883	0.040	0.753	0.882
Tested for HIV in the past 12 months and received the results of the last test	0.410	0.038	308	279	1.353	0.093	0.334	0.486
Male circumcision	0.996	0.004	308	279	1.077	0.004	0.989	1.000
Mobile phone ownership	0.789	0.033	308	279	1.430	0.042	0.722	0.856
Have and use a bank account or mobile phone for financial transactions	0.817	0.036	308	279	1.627	0.044	0.745	0.889
Agree with at least one specified reason a husband is justified in wife beating	0.441	0.037	308	279	1.306	0.084	0.367	0.515

Table B.22 Sampling errors: Nyandarua sample, Kenya 2022

VARIABLE	R	SE	N	WN	DEFT	SE/R	R-2SE	R+2SE
HOUSEHOLDS AND POPULATION								
Births registered with civil authority	0.906	0.027	296	205	1.450	0.030	0.851	0.961
Ownership of at least one ITN	0.099	0.019	803	578	1.797	0.191	0.061	0.137
Ownership of at least one ITN for every two persons	0.058	0.013	797	573	1.585	0.227	0.032	0.084
At least basic drinking water service	0.895	0.022	2,536	1,846	1.690	0.024	0.852	0.939
Water available when needed	0.620	0.040	2,536	1,846	1.949	0.064	0.541	0.700
At least basic sanitation service	0.336	0.032	2,536	1,846	1.622	0.095	0.272	0.400
Using open defecation	0.000	0.000	2,536	1,846	na	na	0.000	0.000
Using a handwashing facility with soap and water	0.522	0.024	2,442	1,788	1.122	0.046	0.475	0.570
WOMEN								
No education	0.003	0.002	590	409	0.982	0.697	0.000	0.008
Secondary education or higher	0.580	0.024	587	408	1.174	0.041	0.532	0.628
Literacy	0.975	0.007	590	409	1.088	0.007	0.961	0.989
Use of the internet in last 12 months	0.408	0.033	590	409	1.629	0.081	0.342	0.474
Current tobacco use	0.008	0.005	323	225	1.082	0.673	0.000	0.019
Total fertility rate (3 years)	3.632	0.259	1,649	1,140	1.034	0.071	3.113	4.150
Currently pregnant	0.036	0.008	590	409	1.006	0.215	0.020	0.051
Mean number of children ever born to women age 40–49	4.275	0.210	123	89	1.106	0.049	3.856	4.695
Median birth interval	50.986	2.604	217	148	0.949	0.051	45.779	56.194
Ideal number of children	3.462	0.098	320	223	1.150	0.028	3.266	3.657
Total wanted fertility rate (3 years)	3.300	0.370	908	632	1.051	0.112	2.560	4.041
Currently using any contraceptive method	0.714	0.031	325	225	1.219	0.043	0.653	0.775
Currently using any modern method	0.667	0.032	325	225	1.225	0.048	0.602	0.731
Currently using pill	0.120	0.021	325	225	1.186	0.179	0.077	0.163
Currently using injectables	0.229	0.022	325	225	0.946	0.096	0.185	0.273
Currently using implants	0.131	0.025	325	225	1.332	0.191	0.081	0.181
Currently using male condoms	0.025	0.011	325	225	1.306	0.457	0.002	0.047
Currently using any traditional method	0.047	0.013	325	225	1.078	0.268	0.022	0.073
Unmet need for spacing	0.039	0.019	168	119	1.236	0.473	0.002	0.077
Unmet need for limiting	0.046	0.014	168	119	0.867	0.305	0.018	0.074
Unmet need total	0.086	0.025	168	119	1.154	0.292	0.036	0.136
Demand satisfied by modern methods	0.859	0.031	140	100	1.070	0.036	0.797	0.922
Participation in decisionmaking about family planning	0.967	0.019	168	119	1.404	0.020	0.929	1.000
Not exposed to any of the eight media sources	0.058	0.013	323	225	1.002	0.225	0.032	0.084
Neonatal mortality (0–9 years)	19.617	6.137	553	380	1.040	0.313	7.343	31.892
Post-neonatal mortality (0–9 years)	16.329	5.603	558	384	0.932	0.343	5.123	27.535
Infant mortality (0–9 years)	35.946	9.028	554	381	0.996	0.251	17.891	54.002
Child mortality (0–9 years)	9.786	4.326	562	389	1.015	0.442	1.134	18.437
Under-5 mortality (0–9 years)	45.380	8.410	555	382	0.857	0.185	28.561	62.200
Perinatal mortality rate	26.596	8.796	304	205	0.957	0.331	9.004	44.188
Stillbirth rate	19.099	7.665	304	205	0.976	0.401	3.768	34.429
Early neonatal rate	7.643	4.805	298	201	0.943	0.629	0.000	17.254
Received ANC from a skilled provider	0.983	0.011	122	82	0.903	0.011	0.961	1.000
4+ ANC visits	0.606	0.037	122	82	0.838	0.061	0.532	0.681
8+ ANC visits	0.054	0.023	122	82	1.126	0.430	0.008	0.100
Took any iron-containing supplements	0.922	0.024	122	82	1.001	0.026	0.874	0.971
Mothers protected against tetanus for last birth	0.758	0.032	122	82	0.824	0.042	0.694	0.822
Delivered in a health facility	0.971	0.014	125	84	0.942	0.015	0.942	1.000
Delivered by a skilled provider	0.980	0.012	125	84	0.937	0.012	0.956	1.000
Delivered by C-section	0.134	0.033	125	84	1.066	0.247	0.068	0.200
Women with postnatal check during first 2 days	0.819	0.030	122	82	0.845	0.036	0.760	0.878
Newborns with postnatal check during first 2 days	0.894	0.029	122	82	1.031	0.032	0.836	0.951
Any problem accessing health care	0.554	0.036	323	225	1.312	0.066	0.481	0.627
Ever had vaccination card	1.000	0.000	65	43	na	0.000	1.000	1.000
Received BCG vaccination	1.000	0.000	65	43	na	0.000	1.000	1.000
Received DPT-HepB-Hib vaccination (3 doses)	0.980	0.019	65	43	1.097	0.020	0.941	1.000
Received pneumococcal vaccination (3 doses)	0.965	0.024	65	43	1.037	0.025	0.916	1.000
Received MCV 1 vaccination (12–23 months)	0.992	0.008	65	43	0.696	0.008	0.977	1.000
Fully vaccinated according to national schedule (12–23 months)	0.706	0.057	65	43	0.981	0.081	0.592	0.821
Received MCV 2 vaccination (24–35 months)	0.808	0.067	43	27	1.066	0.083	0.673	0.942
Fully vaccinated according to national schedule (24–35 months)	0.635	0.088	43	27	1.145	0.139	0.459	0.812
Sought treatment for diarrhoea	0.300	0.080	20	12	0.767	0.266	0.140	0.460
Treated with ORS	0.300	0.080	20	12	0.767	0.266	0.140	0.460
Height-for-age (-3SD)	0.032	0.010	287	198	0.967	0.319	0.012	0.053
Height-for-age (-2SD)	0.178	0.026	287	198	1.095	0.148	0.126	0.231
Weight-for-height (-2SD)	0.019	0.008	288	198	1.000	0.433	0.003	0.035
Weight-for-height (+2SD)	0.031	0.012	288	198	1.190	0.398	0.006	0.056
Weight-for-age (-2SD)	0.040	0.011	288	199	0.907	0.264	0.019	0.061
Exclusive breastfeeding	0.766	0.142	12	9	1.099	0.185	0.483	1.000
Minimum dietary diversity (children 6–23 months)	0.552	0.066	49	33	0.925	0.120	0.420	0.685
Body Mass Index (BMI) <18.5	0.028	0.010	237	165	0.947	0.361	0.008	0.048
Body Mass Index (BMI) ≥25.0	0.558	0.048	237	165	1.499	0.087	0.462	0.655
Body Mass Index-for-age (-2SD)	0.000	0.000	68	50	na	na	0.000	0.000
Body Mass Index-for-age (+1SD)	0.107	0.036	68	50	0.977	0.332	0.036	0.178
Minimum dietary diversity (women 15–49)	0.720	0.028	590	409	1.521	0.039	0.664	0.776
Child slept under an ITN last night	0.086	0.022	299	207	1.082	0.253	0.043	0.130
Pregnant women slept under an ITN last night	0.114	0.078	23	15	1.112	0.688	0.000	0.270
Received 3+ doses of SP/Fansidar	0.023	0.019	66	47	1.002	0.812	0.000	0.060
Child has fever in last 2 weeks	0.094	0.018	286	193	0.999	0.196	0.057	0.130
Child had blood taken from finger/heel	0.232	0.082	30	18	1.033	0.355	0.067	0.397

(Continued...)

Table B.22—Continued

VARIABLE	R	SE	N	WN	DEFT	SE/R	R-2SE	R+2SE
WOMEN								
Child took ACT	1.000	0.000	1	1	na	0.000	1.000	1.000
Discriminatory attitudes towards people with HIV	0.144	0.026	322	224	1.347	0.183	0.092	0.197
Condom use at last sex	0.197	0.058	48	29	0.994	0.293	0.081	0.312
Tested for HIV in the past 12 months and received the results of the last test	0.468	0.034	323	225	1.229	0.073	0.399	0.536
Employed in last 12 months	0.882	0.023	325	225	1.272	0.026	0.836	0.927
Employed in last 12 months, but not paid	0.436	0.029	279	198	0.981	0.067	0.377	0.494
Mobile phone ownership	0.823	0.021	590	409	1.349	0.026	0.780	0.865
Have and use a bank account or mobile phone for financial transactions	0.779	0.025	590	409	1.477	0.032	0.728	0.829
Participate in decisionmaking (all three decisions)	0.638	0.029	325	225	1.075	0.045	0.581	0.695
Agree with at least one specified reason a husband is justified in wife beating	0.435	0.022	590	409	1.053	0.049	0.392	0.478
Make own decisions about sexual relations, contraceptive use, and reproductive care	0.762	0.040	168	119	1.219	0.053	0.682	0.843
Experienced physical violence since age 15 by any perpetrator	0.243	0.022	318	222	0.920	0.091	0.199	0.287
Experienced sexual violence by any perpetrator ever	0.175	0.031	318	222	1.467	0.179	0.113	0.238
Experienced sexual violence by any non-intimate partner	0.063	0.019	318	222	1.382	0.300	0.025	0.101
Experienced physical/sexual violence by the current or most recent husband or intimate partner ever	0.264	0.027	293	193	1.057	0.103	0.210	0.319
Experienced emotional/physical/sexual violence by any husband or intimate partner ever in the past 12 months	0.170	0.037	293	193	1.700	0.221	0.095	0.245
MEN								
No education	0.007	0.005	255	168	1.006	0.766	0.000	0.017
Secondary education or higher	0.618	0.036	255	168	1.177	0.058	0.546	0.690
Literacy	0.926	0.019	255	168	1.172	0.021	0.887	0.964
Use of the internet in last 12 months	0.522	0.033	255	168	1.047	0.063	0.457	0.588
Current tobacco use	0.184	0.021	255	168	0.859	0.113	0.142	0.225
Want no more children	0.483	0.049	111	71	1.036	0.102	0.384	0.582
Discriminatory attitudes towards people with HIV	0.148	0.024	255	168	1.060	0.160	0.101	0.195
Condom use at last sex	0.778	0.051	79	51	1.088	0.066	0.676	0.881
Tested for HIV in the past 12 months and received the results of the last test	0.348	0.032	255	168	1.058	0.091	0.284	0.411
Male circumcision	0.981	0.009	255	168	1.058	0.009	0.963	0.999
Mobile phone ownership	0.797	0.028	255	168	1.094	0.035	0.742	0.852
Have and use a bank account or mobile phone for financial transactions	0.779	0.030	255	168	1.139	0.038	0.720	0.838
Agree with at least one specified reason a husband is justified in wife beating	0.354	0.038	255	168	1.271	0.108	0.277	0.430

Table B.23 Sampling errors: Nyeri sample, Kenya 2022

VARIABLE	R	SE	N	WN	DEFT	SE/R	R-2SE	R+2SE
HOUSEHOLDS AND POPULATION								
Births registered with civil authority	0.962	0.014	233	226	1.042	0.015	0.934	0.991
Ownership of at least one ITN	0.181	0.019	833	802	1.441	0.106	0.142	0.219
Ownership of at least one ITN for every two persons	0.121	0.015	818	790	1.325	0.125	0.090	0.151
At least basic drinking water service	0.907	0.026	2,180	2,138	2.097	0.028	0.855	0.958
Water available when needed	0.611	0.035	2,180	2,138	1.753	0.057	0.541	0.681
At least basic sanitation service	0.507	0.034	2,180	2,138	1.691	0.068	0.438	0.576
Using open defecation	0.004	0.001	2,180	2,138	1.133	0.405	0.001	0.006
Using a handwashing facility with soap and water	0.414	0.030	2,105	2,068	1.477	0.073	0.354	0.475
WOMEN								
No education	0.000	0.000	529	501	na	na	0.000	0.000
Secondary education or higher	0.756	0.027	523	495	1.435	0.036	0.702	0.810
Literacy	0.982	0.006	529	501	0.949	0.006	0.971	0.993
Use of the internet in last 12 months	0.614	0.025	529	501	1.178	0.041	0.565	0.664
Current tobacco use	0.016	0.008	275	261	1.028	0.489	0.000	0.031
Total fertility rate (3 years)	3.129	0.279	1,520	1,434	1.176	0.089	2.571	3.686
Currently pregnant	0.034	0.008	529	501	1.009	0.234	0.018	0.050
Mean number of children ever born to women age 40–49	2.922	0.111	117	116	0.952	0.038	2.700	3.144
Median birth interval	57.727	5.218	143	140	1.387	0.090	47.291	68.162
Ideal number of children	3.175	0.080	273	259	1.007	0.025	3.014	3.335
Total wanted fertility rate (3 years)	2.581	0.331	794	750	1.076	0.128	1.918	3.244
Currently using any contraceptive method	0.810	0.025	267	254	1.035	0.031	0.761	0.860
Currently using any modern method	0.705	0.036	267	254	1.283	0.051	0.633	0.777
Currently using pill	0.157	0.025	267	254	1.133	0.161	0.106	0.207
Currently using injectables	0.169	0.020	267	254	0.892	0.121	0.128	0.209
Currently using implants	0.126	0.018	267	254	0.864	0.140	0.091	0.161
Currently using male condoms	0.015	0.008	267	254	1.048	0.523	0.000	0.030
Currently using any traditional method	0.105	0.022	267	254	1.183	0.212	0.061	0.150
Unmet need for spacing	0.008	0.008	139	132	1.040	0.969	0.000	0.024
Unmet need for limiting	0.041	0.017	139	132	1.027	0.425	0.006	0.075
Unmet need total	0.049	0.018	139	132	0.969	0.364	0.013	0.084
Demand satisfied by modern methods	0.862	0.032	115	111	0.991	0.037	0.799	0.926
Participation in decisionmaking about family planning	0.962	0.016	139	132	0.983	0.017	0.930	0.994
Not exposed to any of the eight media sources	0.032	0.011	275	261	1.070	0.356	0.009	0.055
Neonatal mortality (0–9 years)	26.940	8.372	428	411	0.910	0.311	10.196	43.683
Post-neonatal mortality (0–9 years)	21.009	10.484	426	409	1.250	0.499	0.040	41.978
Infant mortality (0–9 years)	47.949	11.190	428	411	0.889	0.233	25.570	70.328
Child mortality (0–9 years)	4.509	3.402	404	386	1.106	0.755	0.000	11.313
Under-5 mortality (0–9 years)	52.241	11.012	428	411	0.861	0.211	30.218	74.265
Perinatal mortality rate	27.074	11.241	239	234	0.951	0.415	4.592	49.555
Stillbirth rate	8.340	4.550	239	234	0.789	0.546	0.000	17.440
Early neonatal rate	18.838	10.699	237	233	1.020	0.568	0.000	40.237
Received ANC from a skilled provider	0.973	0.017	87	85	0.985	0.018	0.939	1.000
4+ ANC visits	0.822	0.035	87	85	0.860	0.043	0.751	0.893
8+ ANC visits	0.047	0.021	87	85	0.927	0.449	0.005	0.090
Took any iron-containing supplements	0.906	0.034	87	85	1.087	0.038	0.837	0.974
Mothers protected against tetanus for last birth	0.737	0.049	87	85	1.029	0.066	0.639	0.834
Delivered in a health facility	0.991	0.009	90	88	0.936	0.009	0.973	1.000
Delivered by a skilled provider	0.991	0.009	90	88	0.936	0.009	0.973	1.000
Delivered by C-section	0.181	0.042	90	88	0.990	0.230	0.098	0.265
Women with postnatal check during first 2 days	0.804	0.056	87	85	1.297	0.069	0.692	0.915
Newborns with postnatal check during first 2 days	0.875	0.043	87	85	1.217	0.050	0.788	0.962
Any problem accessing health care	0.381	0.028	275	261	0.966	0.074	0.325	0.438
Ever had vaccination card	0.969	0.029	39	37	1.048	0.030	0.910	1.000
Received BCG vaccination	0.915	0.044	39	37	0.989	0.048	0.827	1.000
Received DPT-HepB-Hib vaccination (3 doses)	0.859	0.058	39	37	1.031	0.067	0.744	0.975
Received pneumococcal vaccination (3 doses)	0.845	0.068	39	37	1.172	0.081	0.708	0.981
Received MCV 1 vaccination (12–23 months)	0.856	0.054	39	37	0.948	0.063	0.748	0.963
Fully vaccinated according to national schedule (12–23 months)	0.566	0.077	39	37	0.968	0.137	0.412	0.721
Received MCV 2 vaccination (24–35 months)	0.753	0.061	54	51	1.054	0.081	0.630	0.875
Fully vaccinated according to national schedule (24–35 months)	0.451	0.063	54	51	0.899	0.140	0.325	0.577
Sought treatment for diarrhoea	0.886	0.059	28	27	0.975	0.066	0.769	1.000
Treated with ORS	0.731	0.081	28	27	0.958	0.111	0.568	0.893
Height-for-age (-3SD)	0.022	0.011	231	231	1.175	0.508	0.000	0.044
Height-for-age (-2SD)	0.125	0.026	231	231	1.116	0.208	0.073	0.177
Weight-for-height (-2SD)	0.027	0.014	232	231	1.326	0.520	0.000	0.054
Weight-for-height (+2SD)	0.055	0.016	232	231	1.058	0.283	0.024	0.086
Weight-for-age (-2SD)	0.040	0.014	233	232	1.105	0.349	0.012	0.068
Exclusive breastfeeding	0.854	0.085	13	14	0.842	0.099	0.684	1.000
Minimum dietary diversity (children 6–23 months)	0.627	0.077	33	32	0.907	0.123	0.472	0.781
Body Mass Index (BMI) <18.5	0.018	0.009	216	203	0.997	0.498	0.000	0.037
Body Mass Index (BMI) ≥25.0	0.630	0.040	216	203	1.215	0.064	0.549	0.710
Body Mass Index-for-age (-2SD)	0.026	0.027	39	39	1.073	1.020	0.000	0.080
Body Mass Index-for-age (+1SD)	0.110	0.060	39	39	1.217	0.541	0.000	0.230
Minimum dietary diversity (women 15–49)	0.716	0.024	529	501	1.214	0.033	0.668	0.764
Child slept under an ITN last night	0.190	0.035	241	240	1.152	0.184	0.120	0.260
Pregnant women slept under an ITN last night	0.218	0.099	19	17	1.013	0.454	0.020	0.416
Received 3+ doses of SP/Fansidar	0.000	0.000	49	49	na	na	0.000	0.000
Child has fever in last 2 weeks	0.152	0.033	228	222	1.393	0.220	0.085	0.219
Child had blood taken from finger/heel	0.230	0.067	38	34	0.937	0.291	0.096	0.364

(Continued...)

Table B.23—Continued

VARIABLE	R	SE	N	WN	DEFT	SE/R	R-2SE	R+2SE
WOMEN								
Child took ACT	0.000	0.000	1	-	na	na	0.000	0.000
Discriminatory attitudes towards people with HIV	0.119	0.018	274	260	0.902	0.148	0.084	0.155
Condom use at last sex	0.326	0.059	55	51	0.928	0.181	0.207	0.444
Tested for HIV in the past 12 months and received the results of the last test	0.561	0.034	275	261	1.131	0.060	0.493	0.629
Employed in last 12 months	0.832	0.024	267	254	1.025	0.028	0.785	0.879
Employed in last 12 months, but not paid	0.068	0.022	224	211	1.319	0.328	0.023	0.112
Mobile phone ownership	0.898	0.014	529	501	1.031	0.015	0.871	0.925
Have and use a bank account or mobile phone for financial transactions	0.873	0.015	529	501	1.061	0.018	0.842	0.904
Participate in decisionmaking (all three decisions)	0.652	0.034	267	254	1.166	0.052	0.584	0.720
Agree with at least one specified reason a husband is justified in wife beating	0.268	0.021	529	501	1.067	0.077	0.227	0.309
Make own decisions about sexual relations, contraceptive use, and reproductive care	0.760	0.045	139	132	1.226	0.059	0.671	0.849
Experienced physical violence since age 15 by any perpetrator	0.369	0.037	300	276	1.310	0.099	0.296	0.442
Experienced sexual violence by any perpetrator ever	0.151	0.020	300	276	0.961	0.132	0.111	0.191
Experienced sexual violence by any non-intimate partner	0.063	0.014	300	276	0.998	0.223	0.035	0.091
Experienced physical/sexual violence by the current or most recent husband or intimate partner ever	0.299	0.037	283	255	1.355	0.124	0.225	0.373
Experienced emotional/physical/sexual violence by any husband or intimate partner ever in the past 12 months	0.276	0.029	283	255	1.080	0.104	0.219	0.334
MEN								
No education	0.014	0.010	267	235	1.421	0.741	0.000	0.034
Secondary education or higher	0.728	0.029	264	232	1.063	0.040	0.669	0.786
Literacy	0.974	0.017	267	235	1.737	0.017	0.941	1.000
Use of the internet in last 12 months	0.644	0.033	267	235	1.114	0.051	0.579	0.710
Current tobacco use	0.190	0.027	267	235	1.140	0.144	0.135	0.245
Want no more children	0.510	0.057	120	104	1.241	0.112	0.396	0.624
Discriminatory attitudes towards people with HIV	0.143	0.020	266	233	0.912	0.137	0.103	0.182
Condom use at last sex	0.683	0.048	89	77	0.972	0.071	0.586	0.779
Tested for HIV in the past 12 months and received the results of the last test	0.402	0.033	267	235	1.107	0.083	0.336	0.469
Male circumcision	0.973	0.016	267	235	1.574	0.016	0.941	1.000
Mobile phone ownership	0.905	0.017	267	235	0.936	0.019	0.871	0.938
Have and use a bank account or mobile phone for financial transactions	0.879	0.022	267	235	1.106	0.025	0.835	0.923
Agree with at least one specified reason a husband is justified in wife beating	0.494	0.043	267	235	1.385	0.086	0.408	0.579

Table B.24 Sampling errors: Kirinyaga sample, Kenya 2022

VARIABLE	R	SE	N	WN	DEFT	SE/R	R-2SE	R+2SE
HOUSEHOLDS AND POPULATION								
Births registered with civil authority	0.871	0.021	254	198	0.947	0.024	0.829	0.914
Ownership of at least one ITN	0.573	0.038	799	642	2.152	0.066	0.498	0.649
Ownership of at least one ITN for every two persons	0.474	0.039	789	635	2.160	0.081	0.397	0.551
At least basic drinking water service	0.762	0.051	2,411	1,940	2.839	0.067	0.659	0.864
Water available when needed	0.570	0.036	2,411	1,940	1.791	0.063	0.498	0.641
At least basic sanitation service	0.640	0.033	2,411	1,940	1.714	0.051	0.575	0.706
Using open defecation	0.001	0.001	2,411	1,940	0.984	0.697	0.000	0.002
Using a handwashing facility with soap and water	0.530	0.022	2,137	1,723	1.037	0.042	0.486	0.574
WOMEN								
No education	0.012	0.006	605	481	1.353	0.503	0.000	0.024
Secondary education or higher	0.595	0.023	604	481	1.172	0.039	0.548	0.642
Literacy	0.971	0.007	605	481	1.093	0.008	0.956	0.986
Use of the internet in last 12 months	0.465	0.030	605	481	1.473	0.064	0.405	0.525
Current tobacco use	0.000	0.000	332	262	na	na	0.000	0.000
Total fertility rate (3 years)	2.827	0.225	1,743	1,384	1.106	0.080	2.378	3.277
Currently pregnant	0.040	0.010	605	481	1.283	0.257	0.019	0.060
Mean number of children ever born to women age 40–49	2.838	0.130	168	134	1.311	0.046	2.578	3.099
Median birth interval	58.185	3.286	178	138	1.029	0.056	51.613	64.756
Ideal number of children	2.869	0.075	332	262	1.188	0.026	2.718	3.019
Total wanted fertility rate (3 years)	2.669	0.283	949	747	0.884	0.106	2.103	3.236
Currently using any contraceptive method	0.766	0.029	321	253	1.224	0.038	0.708	0.824
Currently using any modern method	0.708	0.029	321	253	1.150	0.041	0.649	0.766
Currently using pill	0.190	0.023	321	253	1.038	0.120	0.144	0.235
Currently using injectables	0.175	0.025	321	253	1.183	0.144	0.125	0.225
Currently using implants	0.162	0.021	321	253	1.043	0.132	0.119	0.205
Currently using male condoms	0.014	0.006	321	253	0.953	0.439	0.002	0.027
Currently using any traditional method	0.058	0.011	321	253	0.830	0.186	0.037	0.080
Unmet need for spacing	0.013	0.008	173	135	0.920	0.604	0.000	0.029
Unmet need for limiting	0.054	0.020	173	135	1.168	0.375	0.013	0.094
Unmet need total	0.067	0.020	173	135	1.073	0.306	0.026	0.108
Demand satisfied by modern methods	0.845	0.030	141	108	0.969	0.035	0.786	0.905
Participation in decisionmaking about family planning	0.947	0.019	173	135	1.101	0.020	0.909	0.985
Not exposed to any of the eight media sources	0.066	0.013	332	262	0.932	0.193	0.040	0.091
Neonatal mortality (0–9 years)	37.379	9.788	502	396	1.023	0.262	17.803	56.954
Post-neonatal mortality (0–9 years)	17.376	6.773	501	395	1.170	0.390	3.829	30.922
Infant mortality (0–9 years)	54.754	12.781	503	397	1.135	0.233	29.193	80.316
Child mortality (0–9 years)	1.773	1.778	490	391	0.901	1.003	0.000	5.330
Under-5 mortality (0–9 years)	56.430	13.173	503	397	1.164	0.233	30.085	82.776
Perinatal mortality rate	43.868	13.905	271	209	1.125	0.317	16.059	71.677
Stillbirth rate	19.599	10.105	271	209	1.197	0.516	0.000	39.809
Early neonatal rate	24.441	11.229	268	208	1.198	0.459	1.984	46.898
Received ANC from a skilled provider	1.000	0.000	105	81	na	0.000	1.000	1.000
4+ ANC visits	0.676	0.055	105	81	1.206	0.082	0.565	0.786
8+ ANC visits	0.057	0.021	105	81	0.932	0.370	0.015	0.100
Took any iron-containing supplements	0.927	0.025	105	81	0.960	0.026	0.878	0.976
Mothers protected against tetanus for last birth	0.646	0.053	105	81	1.129	0.082	0.540	0.752
Delivered in a health facility	0.973	0.021	109	84	1.353	0.022	0.930	1.000
Delivered by a skilled provider	0.973	0.021	109	84	1.353	0.022	0.930	1.000
Delivered by C-section	0.403	0.047	109	84	0.962	0.117	0.309	0.497
Women with postnatal check during first 2 days	0.942	0.021	105	81	0.917	0.022	0.900	0.984
Newborns with postnatal check during first 2 days	0.965	0.017	105	81	0.964	0.018	0.931	1.000
Any problem accessing health care	0.418	0.034	332	262	1.236	0.080	0.350	0.485
Ever had vaccination card	1.000	0.000	54	44	na	0.000	1.000	1.000
Received BCG vaccination	0.981	0.019	54	44	1.057	0.020	0.942	1.000
Received DPT-HepB-Hib vaccination (3 doses)	0.921	0.037	54	44	1.019	0.040	0.848	0.995
Received pneumococcal vaccination (3 doses)	0.931	0.036	54	44	1.055	0.038	0.859	1.000
Received MCV 1 vaccination (12–23 months)	0.971	0.022	54	44	0.995	0.023	0.927	1.000
Fully vaccinated according to national schedule (12–23 months)	0.709	0.066	54	44	1.087	0.093	0.577	0.841
Received MCV 2 vaccination (24–35 months)	0.890	0.046	40	30	0.891	0.051	0.798	0.981
Fully vaccinated according to national schedule (24–35 months)	0.438	0.069	40	30	0.819	0.157	0.300	0.575
Sought treatment for diarrhoea	0.563	0.103	32	24	1.144	0.182	0.358	0.769
Treated with ORS	0.533	0.099	32	24	1.098	0.186	0.335	0.732
Height-for-age (-3SD)	0.019	0.008	259	200	0.935	0.423	0.003	0.036
Height-for-age (-2SD)	0.112	0.020	259	200	0.971	0.177	0.073	0.152
Weight-for-height (-2SD)	0.022	0.009	259	200	0.971	0.414	0.004	0.040
Weight-for-height (+2SD)	0.028	0.011	259	200	1.057	0.397	0.006	0.050
Weight-for-age (-2SD)	0.057	0.013	259	200	0.860	0.223	0.032	0.083
Exclusive breastfeeding	0.664	0.131	18	11	1.136	0.198	0.402	0.927
Minimum dietary diversity (children 6–23 months)	0.807	0.068	41	34	1.081	0.084	0.672	0.942
Body Mass Index (BMI) <18.5	0.032	0.010	262	206	0.903	0.307	0.013	0.052
Body Mass Index (BMI) ≥25.0	0.646	0.023	262	206	0.784	0.036	0.599	0.693
Body Mass Index-for-age (-2SD)	0.016	0.016	47	39	0.888	0.981	0.000	0.048
Body Mass Index-for-age (+1SD)	0.198	0.074	47	39	1.309	0.376	0.049	0.347
Minimum dietary diversity (women 15–49)	0.780	0.026	605	481	1.526	0.033	0.728	0.831
Child slept under an ITN last night	0.672	0.045	267	207	1.409	0.067	0.582	0.762
Pregnant women slept under an ITN last night	0.674	0.080	22	19	0.835	0.119	0.514	0.835
Received 3+ doses of SP/Fansidar	0.021	0.021	59	45	1.108	0.992	0.000	0.063
Child has fever in last 2 weeks	0.056	0.014	257	198	0.968	0.252	0.028	0.085
Child had blood taken from finger/heel	0.297	0.121	16	11	0.991	0.407	0.055	0.538

(Continued...)

Table B.24—Continued

VARIABLE	R	SE	N	WN	DEFT	SE/R	R-2SE	R+2SE
WOMEN								
Child took ACT	0.000	0.000	1	1	na	na	0.000	0.000
Discriminatory attitudes towards people with HIV	0.132	0.022	332	262	1.204	0.170	0.087	0.177
Condom use at last sex	0.249	0.062	67	53	1.153	0.247	0.126	0.372
Tested for HIV in the past 12 months and received the results of the last test	0.488	0.033	332	262	1.201	0.068	0.422	0.554
Employed in last 12 months	0.821	0.022	321	253	1.009	0.026	0.778	0.864
Employed in last 12 months, but not paid	0.017	0.009	266	208	1.160	0.548	0.000	0.035
Mobile phone ownership	0.853	0.016	605	481	1.128	0.019	0.821	0.886
Have and use a bank account or mobile phone for financial transactions	0.865	0.013	605	481	0.917	0.015	0.840	0.890
Participate in decisionmaking (all three decisions)	0.714	0.028	321	253	1.088	0.039	0.659	0.769
Agree with at least one specified reason a husband is justified in wife beating	0.329	0.020	605	481	1.042	0.061	0.290	0.369
Make own decisions about sexual relations, contraceptive use, and reproductive care	0.656	0.038	173	135	1.043	0.058	0.580	0.732
Experienced physical violence since age 15 by any perpetrator	0.396	0.031	341	263	1.155	0.077	0.334	0.457
Experienced sexual violence by any perpetrator ever	0.129	0.022	341	263	1.234	0.174	0.084	0.174
Experienced sexual violence by any non-intimate partner	0.037	0.016	341	263	1.520	0.420	0.006	0.068
Experienced physical/sexual violence by the current or most recent husband or intimate partner ever	0.380	0.036	316	237	1.310	0.094	0.308	0.452
Experienced emotional/physical/sexual violence by any husband or intimate partner ever in the past 12 months	0.347	0.028	316	237	1.037	0.080	0.292	0.403
MEN								
No education	0.011	0.008	254	191	1.170	0.711	0.000	0.026
Secondary education or higher	0.637	0.045	254	191	1.477	0.070	0.548	0.727
Literacy	0.974	0.012	254	191	1.235	0.013	0.950	0.999
Use of the internet in last 12 months	0.629	0.035	254	191	1.147	0.055	0.559	0.699
Current tobacco use	0.170	0.025	254	191	1.067	0.148	0.120	0.220
Want no more children	0.514	0.048	126	92	1.084	0.094	0.417	0.611
Discriminatory attitudes towards people with HIV	0.105	0.034	245	184	1.720	0.322	0.038	0.173
Condom use at last sex	0.722	0.071	62	48	1.231	0.098	0.580	0.864
Tested for HIV in the past 12 months and received the results of the last test	0.357	0.027	254	191	0.890	0.075	0.303	0.411
Male circumcision	0.967	0.011	254	191	0.982	0.011	0.944	0.989
Mobile phone ownership	0.876	0.021	254	191	1.022	0.024	0.833	0.918
Have and use a bank account or mobile phone for financial transactions	0.915	0.018	254	191	1.040	0.020	0.878	0.951
Agree with at least one specified reason a husband is justified in wife beating	0.068	0.018	254	191	1.128	0.262	0.032	0.104

Table B.25 Sampling errors: Murang'a sample, Kenya 2022

VARIABLE	R	SE	N	WN	DEFT	SE/R	R-2SE	R+2SE
HOUSEHOLDS AND POPULATION								
Births registered with civil authority	0.872	0.027	266	319	1.234	0.031	0.818	0.925
Ownership of at least one ITN	0.359	0.025	817	1,004	1.495	0.070	0.309	0.409
Ownership of at least one ITN for every two persons	0.220	0.021	813	1,000	1.439	0.095	0.178	0.262
At least basic drinking water service	0.806	0.032	2,573	3,155	1.955	0.040	0.743	0.870
Water available when needed	0.627	0.026	2,573	3,155	1.318	0.042	0.575	0.679
At least basic sanitation service	0.495	0.032	2,573	3,155	1.574	0.065	0.431	0.559
Using open defecation	0.000	0.000	2,573	3,155	0.951	1.007	0.000	0.001
Using a handwashing facility with soap and water	0.377	0.033	2,530	3,097	1.668	0.088	0.310	0.443
WOMEN								
No education	0.008	0.004	557	692	1.046	0.499	0.000	0.016
Secondary education or higher	0.610	0.030	556	691	1.446	0.049	0.550	0.670
Literacy	0.976	0.010	557	692	1.534	0.010	0.956	0.996
Use of the internet in last 12 months	0.446	0.032	557	692	1.508	0.071	0.382	0.509
Current tobacco use	0.017	0.009	278	339	1.132	0.525	0.000	0.034
Total fertility rate (3 years)	3.505	0.214	1,574	1,952	0.824	0.061	3.077	3.933
Currently pregnant	0.035	0.007	557	692	0.959	0.213	0.020	0.050
Mean number of children ever born to women age 40–49	3.364	0.160	132	168	1.134	0.048	3.044	3.684
Median birth interval	48.148	2.825	193	242	1.049	0.059	42.498	53.798
Ideal number of children	3.256	0.093	275	335	1.285	0.029	3.070	3.442
Total wanted fertility rate (3 years)	3.147	0.278	791	961	0.949	0.088	2.591	3.703
Currently using any contraceptive method	0.727	0.024	278	344	0.909	0.033	0.678	0.775
Currently using any modern method	0.673	0.031	278	344	1.109	0.046	0.610	0.735
Currently using pill	0.204	0.022	278	344	0.924	0.110	0.159	0.248
Currently using injectables	0.174	0.024	278	344	1.066	0.140	0.125	0.222
Currently using implants	0.149	0.029	278	344	1.358	0.195	0.091	0.207
Currently using male condoms	0.019	0.011	278	344	1.377	0.590	0.000	0.042
Currently using any traditional method	0.054	0.014	278	344	1.006	0.252	0.027	0.082
Unmet need for spacing	0.022	0.013	134	164	1.016	0.584	0.000	0.048
Unmet need for limiting	0.031	0.016	134	164	1.088	0.528	0.000	0.064
Unmet need total	0.053	0.021	134	164	1.079	0.395	0.011	0.095
Demand satisfied by modern methods	0.881	0.037	105	128	1.159	0.042	0.807	0.955
Participation in decisionmaking about family planning	0.938	0.026	134	164	1.234	0.028	0.886	0.990
Not exposed to any of the eight media sources	0.067	0.018	278	339	1.203	0.270	0.031	0.103
Neonatal mortality (0–9 years)	35.806	8.505	513	630	1.052	0.238	18.795	52.817
Post-neonatal mortality (0–9 years)	6.806	2.949	510	625	0.771	0.433	0.907	12.705
Infant mortality (0–9 years)	42.612	9.335	514	630	1.072	0.219	23.943	61.281
Child mortality (0–9 years)	4.955	3.465	478	584	1.056	0.699	0.000	11.886
Under-5 mortality (0–9 years)	47.356	10.796	515	632	1.131	0.228	25.765	68.947
Perinatal mortality rate	51.117	16.285	273	336	1.162	0.319	18.548	83.687
Stillbirth rate	28.553	12.625	273	336	1.259	0.442	3.303	53.803
Early neonatal rate	23.228	9.151	265	327	0.999	0.394	4.927	41.529
Received ANC from a skilled provider	1.000	0.000	111	134	na	0.000	1.000	1.000
4+ ANC visits	0.583	0.060	111	134	1.281	0.104	0.462	0.704
8+ ANC visits	0.026	0.013	111	134	0.878	0.514	0.000	0.052
Took any iron-containing supplements	0.909	0.030	111	134	1.094	0.033	0.849	0.969
Mothers protected against tetanus for last birth	0.860	0.026	111	134	0.787	0.030	0.807	0.912
Delivered in a health facility	0.962	0.018	117	142	1.017	0.019	0.925	0.998
Delivered by a skilled provider	0.962	0.018	117	142	1.017	0.019	0.925	0.998
Delivered by C-section	0.197	0.042	117	142	1.065	0.212	0.113	0.281
Women with postnatal check during first 2 days	0.867	0.027	111	134	0.849	0.032	0.812	0.922
Newborns with postnatal check during first 2 days	0.896	0.031	111	134	1.047	0.034	0.835	0.957
Any problem accessing health care	0.414	0.034	278	339	1.149	0.082	0.346	0.482
Ever had vaccination card	0.884	0.063	42	51	1.246	0.071	0.758	1.000
Received BCG vaccination	0.967	0.032	42	51	1.149	0.033	0.903	1.000
Received DPT-HepB-Hib vaccination (3 doses)	0.967	0.032	42	51	1.149	0.033	0.903	1.000
Received pneumococcal vaccination (3 doses)	0.967	0.032	42	51	1.149	0.033	0.903	1.000
Received MCV 1 vaccination (12–23 months)	0.953	0.035	42	51	1.059	0.037	0.882	1.000
Fully vaccinated according to national schedule (12–23 months)	0.662	0.090	42	51	1.212	0.136	0.482	0.842
Received MCV 2 vaccination (24–35 months)	0.908	0.042	43	58	0.995	0.047	0.823	0.992
Fully vaccinated according to national schedule (24–35 months)	0.625	0.063	43	58	0.888	0.101	0.499	0.752
Sought treatment for diarrhoea	0.532	0.114	28	34	1.191	0.214	0.304	0.760
Treated with ORS	0.393	0.123	28	34	1.319	0.315	0.146	0.640
Height-for-age (-3SD)	0.011	0.006	267	326	0.986	0.574	0.000	0.024
Height-for-age (-2SD)	0.101	0.020	267	326	1.046	0.198	0.061	0.141
Weight-for-height (-2SD)	0.017	0.008	267	326	0.960	0.442	0.002	0.033
Weight-for-height (+2SD)	0.025	0.010	267	326	1.077	0.413	0.004	0.046
Weight-for-age (-2SD)	0.059	0.016	267	326	1.134	0.274	0.027	0.091
Exclusive breastfeeding	0.614	0.123	19	23	1.070	0.201	0.368	0.861
Minimum dietary diversity (children 6–23 months)	0.590	0.077	36	41	0.928	0.131	0.436	0.744
Body Mass Index (BMI) <18.5	0.042	0.016	209	253	1.148	0.385	0.010	0.074
Body Mass Index (BMI) ≥25.0	0.586	0.035	209	253	1.017	0.060	0.516	0.656
Body Mass Index-for-age (-2SD)	0.000	0.000	53	67	na	na	0.000	0.000
Body Mass Index-for-age (+1SD)	0.083	0.040	53	67	1.059	0.478	0.004	0.163
Minimum dietary diversity (women 15–49)	0.812	0.017	557	692	1.007	0.021	0.778	0.845
Child slept under an ITN last night	0.451	0.039	276	333	1.145	0.086	0.373	0.528
Pregnant women slept under an ITN last night	0.618	0.114	20	24	1.037	0.185	0.390	0.847
Received 3+ doses of SP/Fansidar	0.000	0.000	59	69	na	na	0.000	0.000
Child has fever in last 2 weeks	0.161	0.025	256	317	1.021	0.154	0.111	0.210
Child had blood taken from finger/heel	0.113	0.049	42	51	1.001	0.439	0.014	0.212

(Continued...)

Table B.25—Continued

VARIABLE	R	SE	N	WN	DEFT	SE/R	R-2SE	R+2SE
WOMEN								
Child took ACT	1.000	0.000	2	3	na	0.000	1.000	1.000
Discriminatory attitudes towards people with HIV	0.180	0.023	277	339	1.010	0.130	0.134	0.227
Condom use at last sex	0.434	0.067	83	94	1.219	0.154	0.300	0.567
Tested for HIV in the past 12 months and received the results of the last test	0.517	0.035	278	339	1.158	0.067	0.447	0.586
Employed in last 12 months	0.778	0.026	278	344	1.060	0.034	0.725	0.831
Employed in last 12 months, but not paid	0.176	0.036	217	268	1.380	0.203	0.105	0.248
Mobile phone ownership	0.820	0.021	557	692	1.273	0.025	0.779	0.862
Have and use a bank account or mobile phone for financial transactions	0.821	0.021	557	692	1.265	0.025	0.779	0.862
Participate in decisionmaking (all three decisions)	0.591	0.036	278	344	1.204	0.060	0.519	0.662
Agree with at least one specified reason a husband is justified in wife beating	0.585	0.026	557	692	1.235	0.044	0.533	0.636
Make own decisions about sexual relations, contraceptive use, and reproductive care	0.411	0.042	134	164	0.995	0.103	0.326	0.496
Experienced physical violence since age 15 by any perpetrator	0.537	0.037	298	359	1.291	0.070	0.462	0.612
Experienced sexual violence by any perpetrator ever	0.243	0.031	298	359	1.226	0.126	0.182	0.304
Experienced sexual violence by any non-intimate partner	0.083	0.019	298	359	1.160	0.224	0.046	0.120
Experienced physical/sexual violence by the current or most recent husband or intimate partner ever	0.457	0.032	259	295	1.024	0.069	0.394	0.521
Experienced emotional/physical/sexual violence by any husband or intimate partner ever in the past 12 months	0.432	0.029	259	295	0.936	0.067	0.374	0.490
MEN								
No education	0.006	0.005	253	297	0.931	0.730	0.000	0.016
Secondary education or higher	0.507	0.036	251	294	1.129	0.070	0.435	0.578
Literacy	0.971	0.013	253	297	1.212	0.013	0.945	0.997
Use of the internet in last 12 months	0.545	0.035	253	297	1.100	0.063	0.476	0.614
Current tobacco use	0.307	0.037	253	297	1.276	0.121	0.233	0.381
Want no more children	0.412	0.047	109	124	0.983	0.113	0.319	0.505
Discriminatory attitudes towards people with HIV	0.177	0.022	252	296	0.909	0.124	0.133	0.221
Condom use at last sex	0.697	0.045	99	129	0.980	0.065	0.606	0.788
Tested for HIV in the past 12 months and received the results of the last test	0.420	0.043	253	297	1.373	0.102	0.335	0.506
Male circumcision	0.983	0.008	253	297	0.984	0.008	0.967	0.999
Mobile phone ownership	0.816	0.028	253	297	1.147	0.034	0.760	0.872
Have and use a bank account or mobile phone for financial transactions	0.841	0.024	253	297	1.028	0.028	0.793	0.888
Agree with at least one specified reason a husband is justified in wife beating	0.569	0.036	253	297	1.154	0.063	0.496	0.641

Table B.26 Sampling errors: Kiambu sample, Kenya 2022

VARIABLE	R	SE	N	WN	DEFT	SE/R	R-2SE	R+2SE
HOUSEHOLDS AND POPULATION								
Births registered with civil authority	0.929	0.020	325	961	1.105	0.022	0.889	0.969
Ownership of at least one ITN	0.278	0.027	908	2,699	1.840	0.099	0.223	0.333
Ownership of at least one ITN for every two persons	0.160	0.020	897	2,662	1.601	0.123	0.121	0.199
At least basic drinking water service	0.942	0.014	2,716	7,889	1.404	0.015	0.914	0.970
Water available when needed	0.624	0.028	2,716	7,889	1.487	0.045	0.567	0.680
At least basic sanitation service	0.478	0.035	2,716	7,889	1.813	0.074	0.407	0.548
Using open defecation	0.001	0.001	2,716	7,889	0.906	0.713	0.000	0.002
Using a handwashing facility with soap and water	0.487	0.038	2,565	7,415	1.862	0.077	0.412	0.562
WOMEN								
No education	0.005	0.003	668	2,094	0.961	0.535	0.000	0.010
Secondary education or higher	0.756	0.021	663	2,076	1.279	0.028	0.714	0.799
Literacy	0.982	0.005	668	2,094	0.918	0.005	0.972	0.991
Use of the internet in last 12 months	0.639	0.026	668	2,094	1.374	0.040	0.587	0.690
Current tobacco use	0.011	0.005	348	1,095	0.943	0.490	0.000	0.021
Total fertility rate (3 years)	2.902	0.216	1,931	6,071	1.147	0.075	2.469	3.335
Currently pregnant	0.046	0.009	668	2,094	1.093	0.193	0.028	0.064
Mean number of children ever born to women age 40–49	3.293	0.179	113	307	1.244	0.054	2.934	3.651
Median birth interval	54.607	3.091	237	708	1.101	0.057	48.425	60.788
Ideal number of children	3.193	0.049	348	1,095	0.779	0.015	3.094	3.292
Total wanted fertility rate (3 years)	2.475	0.296	1,004	3,171	1.108	0.120	1.883	3.066
Currently using any contraceptive method	0.774	0.021	359	1,116	0.946	0.027	0.733	0.816
Currently using any modern method	0.682	0.032	359	1,116	1.299	0.047	0.618	0.746
Currently using pill	0.168	0.017	359	1,116	0.837	0.098	0.135	0.201
Currently using injectables	0.147	0.018	359	1,116	0.960	0.122	0.111	0.183
Currently using implants	0.225	0.026	359	1,116	1.171	0.115	0.173	0.277
Currently using male condoms	0.006	0.004	359	1,116	0.926	0.612	0.000	0.014
Currently using any traditional method	0.092	0.024	359	1,116	1.569	0.261	0.044	0.140
Unmet need for spacing	0.039	0.014	184	574	0.972	0.356	0.011	0.067
Unmet need for limiting	0.041	0.018	184	574	1.204	0.434	0.005	0.076
Unmet need total	0.080	0.020	184	574	1.016	0.255	0.039	0.120
Demand satisfied by modern methods	0.802	0.032	155	473	1.001	0.040	0.737	0.867
Participation in decisionmaking about family planning	0.941	0.017	184	574	0.962	0.018	0.908	0.975
Not exposed to any of the eight media sources	0.065	0.013	348	1,095	1.006	0.205	0.038	0.091
Neonatal mortality (0–9 years)	27.650	6.837	644	1,978	0.917	0.247	13.976	41.323
Post-neonatal mortality (0–9 years)	7.463	3.364	642	1,975	0.915	0.451	0.736	14.191
Infant mortality (0–9 years)	35.113	7.876	644	1,978	0.982	0.224	19.360	50.866
Child mortality (0–9 years)	4.606	2.716	639	1,957	0.958	0.590	0.000	10.038
Under-5 mortality (0–9 years)	39.558	8.896	645	1,979	1.062	0.225	21.766	57.349
Perinatal mortality rate	41.924	13.084	355	1,106	1.106	0.312	15.756	68.091
Stillbirth rate	21.344	9.705	355	1,106	1.266	0.455	1.933	40.755
Early neonatal rate	20.913	8.824	351	1,088	1.038	0.422	3.264	38.561
Received ANC from a skilled provider	0.984	0.011	132	412	1.011	0.011	0.962	1.000
4+ ANC visits	0.668	0.047	132	412	1.135	0.070	0.575	0.762
8+ ANC visits	0.024	0.014	132	412	1.069	0.592	0.000	0.053
Took any iron-containing supplements	0.932	0.021	132	412	0.941	0.022	0.890	0.973
Mothers protected against tetanus for last birth	0.861	0.033	132	412	1.076	0.038	0.796	0.926
Delivered in a health facility	0.977	0.014	135	420	1.064	0.014	0.949	1.000
Delivered by a skilled provider	0.982	0.011	135	420	0.935	0.011	0.960	1.000
Delivered by C-section	0.332	0.044	135	420	1.049	0.131	0.245	0.419
Women with postnatal check during first 2 days	0.891	0.035	132	412	1.275	0.039	0.821	0.961
Newborns with postnatal check during first 2 days	0.921	0.027	132	412	1.124	0.029	0.867	0.974
Any problem accessing health care	0.335	0.036	348	1,095	1.422	0.108	0.263	0.407
Ever had vaccination card	1.000	0.000	63	196	na	0.000	1.000	1.000
Received BCG vaccination	1.000	0.000	63	196	na	0.000	1.000	1.000
Received DPT-HepB-Hib vaccination (3 doses)	0.918	0.033	63	196	0.966	0.036	0.851	0.985
Received pneumococcal vaccination (3 doses)	0.959	0.026	63	196	1.025	0.027	0.907	1.000
Received MCV 1 vaccination (12–23 months)	0.940	0.027	63	196	0.899	0.029	0.886	0.994
Fully vaccinated according to national schedule (12–23 months)	0.655	0.068	63	196	1.130	0.104	0.519	0.792
Received MCV 2 vaccination (24–35 months)	0.689	0.055	67	208	0.927	0.079	0.580	0.798
Fully vaccinated according to national schedule (24–35 months)	0.396	0.072	67	208	1.178	0.181	0.252	0.539
Sought treatment for diarrhoea	0.305	0.068	62	182	1.063	0.224	0.168	0.441
Treated with ORS	0.346	0.079	62	182	1.173	0.230	0.187	0.505
Height-for-age (-3SD)	0.038	0.014	313	916	1.166	0.382	0.009	0.066
Height-for-age (-2SD)	0.153	0.029	313	916	1.256	0.189	0.095	0.210
Weight-for-height (-2SD)	0.032	0.011	318	929	1.103	0.344	0.010	0.054
Weight-for-height (+2SD)	0.039	0.013	318	929	1.190	0.332	0.013	0.065
Weight-for-age (-2SD)	0.060	0.019	314	920	1.328	0.323	0.021	0.099
Exclusive breastfeeding	0.840	0.087	17	51	0.948	0.103	0.667	1.000
Minimum dietary diversity (children 6–23 months)	0.706	0.081	46	140	1.184	0.115	0.544	0.867
Body Mass Index (BMI) <18.5	0.063	0.016	261	811	1.066	0.255	0.031	0.096
Body Mass Index (BMI) ≥25.0	0.556	0.039	261	811	1.259	0.070	0.478	0.633
Body Mass Index-for-age (-2SD)	0.070	0.041	46	145	1.079	0.576	0.000	0.152
Body Mass Index-for-age (+1SD)	0.352	0.072	46	145	1.023	0.204	0.208	0.496
Minimum dietary diversity (women 15–49)	0.806	0.032	668	2,094	2.058	0.039	0.742	0.869
Child slept under an ITN last night	0.289	0.035	339	998	1.278	0.123	0.218	0.360
Pregnant women slept under an ITN last night	0.081	0.047	31	92	0.964	0.587	0.000	0.176
Received 3+ doses of SP/Fansidar	0.010	0.010	66	199	0.800	1.004	0.000	0.029
Child has fever in last 2 weeks	0.171	0.023	340	1,058	1.075	0.136	0.124	0.217
Child had blood taken from finger/heel	0.288	0.058	52	181	0.997	0.201	0.173	0.404

(Continued...)

Table B.26—Continued

VARIABLE	R	SE	N	WN	DEFT	SE/R	R-2SE	R+2SE
WOMEN								
Child took ACT	na	na	-	-	na	na	0.000	na
Discriminatory attitudes towards people with HIV	0.193	0.022	348	1,095	1.033	0.113	0.149	0.237
Condom use at last sex	0.304	0.057	74	250	1.065	0.189	0.189	0.418
Tested for HIV in the past 12 months and received the results of the last test	0.499	0.029	348	1,095	1.096	0.059	0.440	0.558
Employed in last 12 months	0.764	0.031	359	1,116	1.388	0.041	0.702	0.826
Employed in last 12 months, but not paid	0.029	0.011	273	852	1.097	0.387	0.007	0.051
Mobile phone ownership	0.910	0.014	668	2,094	1.303	0.016	0.881	0.939
Have and use a bank account or mobile phone for financial transactions	0.899	0.013	668	2,094	1.146	0.015	0.872	0.926
Participate in decisionmaking (all three decisions)	0.629	0.027	359	1,116	1.066	0.043	0.575	0.684
Agree with at least one specified reason a husband is justified in wife beating	0.351	0.020	668	2,094	1.102	0.058	0.310	0.392
Make own decisions about sexual relations, contraceptive use, and reproductive care	0.737	0.034	184	574	1.052	0.046	0.669	0.806
Experienced physical violence since age 15 by any perpetrator	0.417	0.032	379	1,091	1.273	0.078	0.352	0.481
Experienced sexual violence by any perpetrator ever	0.166	0.024	379	1,091	1.236	0.143	0.118	0.213
Experienced sexual violence by any non-intimate partner	0.028	0.010	379	1,091	1.146	0.348	0.008	0.047
Experienced physical/sexual violence by the current or most recent husband or intimate partner ever	0.314	0.032	351	974	1.284	0.101	0.250	0.378
Experienced emotional/physical/sexual violence by any husband or intimate partner ever in the past 12 months	0.343	0.031	351	974	1.213	0.090	0.281	0.404
MEN								
No education	0.011	0.007	267	911	1.012	0.581	0.000	0.024
Secondary education or higher	0.717	0.034	262	895	1.226	0.048	0.649	0.786
Literacy	0.964	0.010	267	911	0.898	0.011	0.943	0.984
Use of the internet in last 12 months	0.725	0.025	267	911	0.931	0.035	0.674	0.776
Current tobacco use	0.168	0.027	267	911	1.181	0.161	0.114	0.222
Want no more children	0.434	0.053	122	431	1.164	0.121	0.329	0.539
Discriminatory attitudes towards people with HIV	0.155	0.024	265	902	1.058	0.152	0.108	0.202
Condom use at last sex	0.642	0.063	88	304	1.216	0.098	0.516	0.767
Tested for HIV in the past 12 months and received the results of the last test	0.317	0.030	267	911	1.043	0.094	0.258	0.377
Male circumcision	0.988	0.006	267	911	0.905	0.006	0.976	1.000
Mobile phone ownership	0.867	0.028	267	911	1.350	0.032	0.811	0.923
Have and use a bank account or mobile phone for financial transactions	0.877	0.019	267	911	0.952	0.022	0.838	0.915
Agree with at least one specified reason a husband is justified in wife beating	0.345	0.041	267	911	1.409	0.119	0.263	0.428

Table B.27 Sampling errors: Turkana sample, Kenya 2022

VARIABLE	R	SE	N	WN	DEFT	SE/R	R-2SE	R+2SE
HOUSEHOLDS AND POPULATION								
Births registered with civil authority	0.567	0.030	618	319	1.207	0.053	0.507	0.628
Ownership of at least one ITN	0.494	0.048	768	391	2.640	0.097	0.399	0.590
Ownership of at least one ITN for every two persons	0.188	0.039	752	383	2.691	0.205	0.111	0.265
At least basic drinking water service	0.417	0.060	3,595	1,854	3.003	0.145	0.296	0.537
Water available when needed	0.443	0.038	3,595	1,854	1.896	0.086	0.367	0.520
At least basic sanitation service	0.088	0.019	3,595	1,854	1.469	0.221	0.049	0.127
Using open defecation	0.708	0.048	3,595	1,854	2.579	0.068	0.612	0.804
Using a handwashing facility with soap and water	0.164	0.022	3,576	1,844	1.437	0.137	0.119	0.208
WOMEN								
No education	0.585	0.047	644	331	2.428	0.081	0.490	0.680
Secondary education or higher	0.196	0.028	643	331	1.772	0.142	0.141	0.252
Literacy	0.360	0.044	644	331	2.339	0.123	0.271	0.449
Use of the internet in last 12 months	0.129	0.029	644	331	2.219	0.228	0.070	0.188
Current tobacco use	0.329	0.035	338	172	1.352	0.105	0.260	0.399
Total fertility rate (3 years)	6.032	0.391	1,804	926	1.195	0.065	5.250	6.814
Currently pregnant	0.075	0.011	644	331	1.044	0.144	0.054	0.097
Mean number of children ever born to women age 40–49	5.866	0.270	105	56	1.303	0.046	5.326	6.406
Median birth interval	31.306	0.756	490	256	1.017	0.024	29.793	32.818
Ideal number of children	5.852	0.197	337	171	1.415	0.034	5.458	6.247
Total wanted fertility rate (3 years)	5.583	0.521	945	479	1.245	0.093	4.542	6.625
Currently using any contraceptive method	0.438	0.037	396	204	1.486	0.085	0.363	0.512
Currently using any modern method	0.307	0.037	396	204	1.588	0.120	0.233	0.381
Currently using pill	0.003	0.003	396	204	1.161	1.002	0.000	0.010
Currently using injectables	0.093	0.021	396	204	1.433	0.226	0.051	0.135
Currently using implants	0.057	0.016	396	204	1.378	0.283	0.025	0.089
Currently using male condoms	0.002	0.002	396	204	1.001	1.017	0.000	0.007
Currently using any traditional method	0.131	0.018	396	204	1.032	0.134	0.096	0.166
Unmet need for spacing	0.106	0.022	205	105	1.032	0.210	0.062	0.151
Unmet need for limiting	0.050	0.017	205	105	1.102	0.336	0.016	0.084
Unmet need total	0.156	0.027	205	105	1.065	0.173	0.102	0.210
Demand satisfied by modern methods	0.549	0.055	112	58	1.163	0.100	0.440	0.658
Participation in decisionmaking about family planning	0.748	0.031	205	105	1.009	0.041	0.687	0.810
Not exposed to any of the eight media sources	0.140	0.026	338	172	1.367	0.185	0.088	0.192
Neonatal mortality (0–9 years)	21.176	4.814	1,173	605	1.001	0.227	11.548	30.804
Post-neonatal mortality (0–9 years)	7.364	2.556	1,177	609	1.019	0.347	2.252	12.477
Infant mortality (0–9 years)	28.540	6.096	1,173	605	1.110	0.214	16.349	40.732
Child mortality (0–9 years)	26.802	5.751	1,160	597	1.189	0.215	15.300	38.305
Under-5 mortality (0–9 years)	54.578	8.744	1,176	607	1.240	0.160	37.089	72.066
Perinatal mortality rate	37.275	10.254	607	316	1.162	0.275	16.767	57.782
Stillbirth rate	12.824	4.465	607	316	0.992	0.348	3.894	21.753
Early neonatal rate	24.711	8.870	599	313	1.125	0.359	6.972	42.451
Received ANC from a skilled provider	0.995	0.005	240	126	1.104	0.005	0.985	1.000
4+ ANC visits	0.577	0.034	240	126	1.069	0.059	0.509	0.645
8+ ANC visits	0.042	0.015	240	126	1.176	0.366	0.011	0.072
Took any iron-containing supplements	0.969	0.012	240	126	1.050	0.012	0.946	0.993
Mothers protected against tetanus for last birth	0.864	0.030	240	126	1.336	0.034	0.805	0.923
Delivered in a health facility	0.495	0.057	246	130	1.746	0.115	0.381	0.608
Delivered by a skilled provider	0.526	0.060	246	130	1.849	0.113	0.407	0.646
Delivered by C-section	0.043	0.014	246	130	1.056	0.313	0.016	0.070
Women with postnatal check during first 2 days	0.578	0.037	240	126	1.163	0.064	0.504	0.653
Newborns with postnatal check during first 2 days	0.621	0.047	240	126	1.497	0.076	0.527	0.716
Any problem accessing health care	0.422	0.047	338	172	1.750	0.112	0.327	0.516
Ever had vaccination card	1.000	0.000	128	66	na	0.000	1.000	1.000
Received BCG vaccination	0.967	0.019	128	66	1.179	0.019	0.930	1.000
Received DPT-HepB-Hib vaccination (3 doses)	0.841	0.035	128	66	1.078	0.042	0.771	0.910
Received pneumococcal vaccination (3 doses)	0.843	0.038	128	66	1.174	0.045	0.768	0.919
Received MCV 1 vaccination (12–23 months)	0.688	0.064	128	66	1.560	0.093	0.560	0.817
Fully vaccinated according to national schedule (12–23 months)	0.293	0.062	128	66	1.511	0.213	0.168	0.418
Received MCV 2 vaccination (24–35 months)	0.485	0.080	93	49	1.563	0.165	0.325	0.645
Fully vaccinated according to national schedule (24–35 months)	0.253	0.051	93	49	1.155	0.203	0.150	0.355
Sought treatment for diarrhoea	0.716	0.042	111	53	0.978	0.058	0.632	0.799
Treated with ORS	0.646	0.060	111	53	1.264	0.093	0.526	0.766
Height-for-age (-3SD)	0.073	0.013	588	305	1.155	0.174	0.048	0.098
Height-for-age (-2SD)	0.230	0.025	588	305	1.352	0.108	0.180	0.279
Weight-for-height (-2SD)	0.226	0.027	589	306	1.469	0.121	0.171	0.280
Weight-for-height (+2SD)	0.010	0.005	589	306	1.151	0.466	0.001	0.019
Weight-for-age (-2SD)	0.317	0.025	589	306	1.169	0.079	0.267	0.368
Exclusive breastfeeding	0.467	0.101	33	18	1.143	0.217	0.264	0.669
Minimum dietary diversity (children 6–23 months)	0.034	0.017	86	44	0.869	0.498	0.000	0.069
Body Mass Index (BMI) <18.5	0.437	0.044	242	124	1.374	0.101	0.349	0.525
Body Mass Index (BMI) ≥25.0	0.102	0.027	242	124	1.408	0.270	0.047	0.157
Body Mass Index-for-age (-2SD)	0.254	0.081	46	22	1.215	0.317	0.093	0.415
Body Mass Index-for-age (+1SD)	0.016	0.015	46	22	0.776	0.939	0.000	0.045
Minimum dietary diversity (women 15–49)	0.111	0.026	644	331	2.084	0.234	0.059	0.162
Child slept under an ITN last night	0.333	0.043	613	320	1.784	0.128	0.248	0.419
Pregnant women slept under an ITN last night	0.257	0.091	49	25	1.451	0.353	0.075	0.438
Received 3+ doses of SP/Fansidar	0.099	0.023	124	64	0.856	0.232	0.053	0.145
Child has fever in last 2 weeks	0.231	0.025	572	299	1.310	0.106	0.182	0.280
Child had blood taken from finger/heel	0.560	0.058	141	69	1.275	0.104	0.443	0.676

(Continued...)

Table B.27—Continued

VARIABLE	R	SE	N	WN	DEFT	SE/R	R-2SE	R+2SE
WOMEN								
Child took ACT	0.783	0.068	54	24	1.083	0.087	0.647	0.919
Discriminatory attitudes towards people with HIV	0.429	0.038	335	170	1.408	0.089	0.352	0.505
Condom use at last sex	0.280	0.109	25	12	1.175	0.388	0.063	0.497
Tested for HIV in the past 12 months and received the results of the last test	0.717	0.030	338	172	1.241	0.042	0.656	0.778
Employed in last 12 months	0.664	0.035	396	204	1.454	0.052	0.595	0.733
Employed in last 12 months, but not paid	0.087	0.021	262	136	1.184	0.238	0.046	0.128
Mobile phone ownership	0.499	0.037	644	331	1.888	0.075	0.425	0.574
Have and use a bank account or mobile phone for financial transactions	0.569	0.031	644	331	1.572	0.054	0.507	0.630
Participate in decisionmaking (all three decisions)	0.830	0.018	396	204	0.947	0.022	0.794	0.865
Agree with at least one specified reason a husband is justified in wife beating	0.842	0.026	644	331	1.796	0.031	0.790	0.894
Make own decisions about sexual relations, contraceptive use, and reproductive care	0.488	0.037	205	105	1.071	0.077	0.413	0.563
Experienced physical violence since age 15 by any perpetrator	0.424	0.039	353	176	1.483	0.092	0.346	0.503
Experienced sexual violence by any perpetrator ever	0.108	0.018	353	176	1.077	0.165	0.072	0.144
Experienced sexual violence by any non-intimate partner	0.008	0.006	353	176	1.141	0.663	0.000	0.019
Experienced physical/sexual violence by the current or most recent husband or intimate partner ever	0.352	0.035	314	149	1.283	0.098	0.283	0.422
Experienced emotional/physical/sexual violence by any husband or intimate partner ever in the past 12 months	0.234	0.027	314	149	1.124	0.115	0.180	0.288
MEN								
No education	0.407	0.064	225	111	1.947	0.158	0.278	0.536
Secondary education or higher	0.380	0.049	225	111	1.506	0.129	0.282	0.478
Literacy	0.564	0.065	225	111	1.961	0.116	0.434	0.695
Use of the internet in last 12 months	0.190	0.033	225	111	1.245	0.172	0.124	0.255
Current tobacco use	0.271	0.038	225	111	1.268	0.139	0.195	0.346
Want no more children	0.214	0.062	117	60	1.616	0.290	0.090	0.338
Discriminatory attitudes towards people with HIV	0.363	0.058	224	111	1.807	0.161	0.246	0.480
Condom use at last sex	0.419	0.049	47	20	0.679	0.117	0.320	0.517
Tested for HIV in the past 12 months and received the results of the last test	0.496	0.040	225	111	1.208	0.082	0.415	0.577
Male circumcision	0.567	0.063	225	111	1.884	0.111	0.441	0.692
Mobile phone ownership	0.662	0.037	225	111	1.163	0.056	0.588	0.735
Have and use a bank account or mobile phone for financial transactions	0.655	0.048	225	111	1.516	0.074	0.558	0.751
Agree with at least one specified reason a husband is justified in wife beating	0.536	0.043	225	111	1.289	0.080	0.450	0.622

Table B.28 Sampling errors: West Pokot sample, Kenya 2022

VARIABLE	R	SE	N	WN	DEFT	SE/R	R-2SE	R+2SE
HOUSEHOLDS AND POPULATION								
Births registered with civil authority	0.752	0.043	801	436	2.192	0.057	0.666	0.837
Ownership of at least one ITN	0.788	0.026	810	416	1.827	0.033	0.736	0.841
Ownership of at least one ITN for every two persons	0.415	0.027	809	416	1.578	0.066	0.360	0.470
At least basic drinking water service	0.381	0.074	4,260	2,266	3.801	0.193	0.234	0.528
Water available when needed	0.813	0.029	4,260	2,266	1.878	0.035	0.755	0.870
At least basic sanitation service	0.202	0.046	4,260	2,266	2.764	0.230	0.109	0.295
Using open defecation	0.362	0.087	4,260	2,266	4.615	0.239	0.189	0.535
Using a handwashing facility with soap and water	0.326	0.051	4,226	2,250	2.693	0.157	0.224	0.428
WOMEN								
No education	0.302	0.068	756	384	4.021	0.225	0.166	0.438
Secondary education or higher	0.335	0.041	751	382	2.379	0.123	0.253	0.418
Literacy	0.652	0.065	756	384	3.729	0.100	0.521	0.782
Use of the internet in last 12 months	0.158	0.040	756	384	3.010	0.254	0.078	0.239
Current tobacco use	0.020	0.013	390	197	1.791	0.641	0.000	0.045
Total fertility rate (3 years)	6.865	0.467	2,127	1,079	1.536	0.068	5.931	7.799
Currently pregnant	0.132	0.016	756	384	1.290	0.120	0.100	0.164
Mean number of children ever born to women age 40–49	7.261	0.344	87	47	1.124	0.047	6.574	7.948
Median birth interval	28.615	0.823	607	336	1.542	0.029	26.968	30.262
Ideal number of children	5.737	0.304	354	177	2.090	0.053	5.130	6.345
Total wanted fertility rate (3 years)	6.103	0.446	1,102	553	1.262	0.073	5.210	6.996
Currently using any contraceptive method	0.235	0.051	508	264	2.687	0.217	0.133	0.337
Currently using any modern method	0.232	0.051	508	264	2.711	0.220	0.130	0.335
Currently using pill	0.016	0.006	508	264	1.166	0.410	0.003	0.029
Currently using injectables	0.083	0.018	508	264	1.482	0.218	0.047	0.120
Currently using implants	0.117	0.031	508	264	2.190	0.269	0.054	0.179
Currently using male condoms	0.001	0.001	508	264	0.626	1.003	0.000	0.002
Currently using any traditional method	0.003	0.002	508	264	0.902	0.747	0.000	0.007
Unmet need for spacing	0.200	0.026	264	138	1.038	0.128	0.149	0.251
Unmet need for limiting	0.103	0.033	264	138	1.735	0.317	0.038	0.168
Unmet need total	0.303	0.039	264	138	1.358	0.127	0.226	0.380
Demand satisfied by modern methods	0.423	0.082	134	74	1.955	0.194	0.259	0.587
Participation in decisionmaking about family planning	0.857	0.030	264	138	1.397	0.035	0.796	0.917
Not exposed to any of the eight media sources	0.081	0.024	390	197	1.711	0.292	0.034	0.129
Neonatal mortality (0–9 years)	26.596	5.390	1,448	797	1.240	0.203	15.816	37.376
Post-neonatal mortality (0–9 years)	10.958	4.960	1,449	799	1.584	0.453	1.039	20.878
Infant mortality (0–9 years)	37.554	8.310	1,449	797	1.528	0.221	20.934	54.174
Child mortality (0–9 years)	8.817	2.621	1,369	759	1.066	0.297	3.574	14.059
Under-5 mortality (0–9 years)	46.040	8.334	1,451	799	1.407	0.181	29.371	62.709
Perinatal mortality rate	41.270	9.321	795	427	1.209	0.226	22.629	59.911
Stillbirth rate	22.000	7.007	795	427	1.212	0.319	7.986	36.014
Early neonatal rate	19.704	6.227	777	418	1.131	0.316	7.251	32.157
Received ANC from a skilled provider	0.979	0.010	322	174	1.217	0.010	0.959	0.998
4+ ANC visits	0.350	0.045	322	174	1.687	0.129	0.260	0.440
8+ ANC visits	0.005	0.002	322	174	0.529	0.429	0.001	0.009
Took any iron-containing supplements	0.872	0.026	322	174	1.416	0.030	0.819	0.925
Mothers protected against tetanus for last birth	0.706	0.033	322	174	1.289	0.046	0.641	0.772
Delivered in a health facility	0.598	0.064	329	177	2.328	0.106	0.471	0.725
Delivered by a skilled provider	0.653	0.056	329	177	2.136	0.086	0.540	0.766
Delivered by C-section	0.096	0.036	329	177	2.212	0.370	0.025	0.168
Women with postnatal check during first 2 days	0.700	0.055	322	174	2.121	0.078	0.590	0.809
Newborns with postnatal check during first 2 days	0.772	0.045	322	174	1.926	0.059	0.682	0.863
Any problem accessing health care	0.532	0.045	390	197	1.766	0.084	0.443	0.622
Ever had vaccination card	0.930	0.033	147	82	1.600	0.035	0.865	0.995
Received BCG vaccination	0.973	0.012	147	82	0.944	0.013	0.948	0.997
Received DPT-HepB-Hib vaccination (3 doses)	0.739	0.034	147	82	0.980	0.046	0.670	0.807
Received pneumococcal vaccination (3 doses)	0.833	0.032	147	82	1.075	0.038	0.769	0.897
Received MCV 1 vaccination (12–23 months)	0.622	0.073	147	82	1.877	0.117	0.477	0.767
Fully vaccinated according to national schedule (12–23 months)	0.107	0.030	147	82	1.210	0.279	0.047	0.166
Received MCV 2 vaccination (24–35 months)	0.233	0.037	158	81	1.091	0.159	0.159	0.307
Fully vaccinated according to national schedule (24–35 months)	0.052	0.021	158	81	1.191	0.408	0.010	0.094
Sought treatment for diarrhoea	0.777	0.062	53	32	1.150	0.080	0.653	0.901
Treated with ORS	0.471	0.055	53	32	0.923	0.117	0.360	0.581
Height-for-age (-3SD)	0.104	0.012	781	420	1.011	0.115	0.080	0.128
Height-for-age (-2SD)	0.335	0.020	781	420	1.115	0.061	0.294	0.375
Weight-for-height (-2SD)	0.110	0.017	785	423	1.363	0.151	0.077	0.143
Weight-for-height (+2SD)	0.008	0.003	785	423	1.098	0.438	0.001	0.014
Weight-for-age (-2SD)	0.271	0.025	781	420	1.422	0.092	0.221	0.321
Exclusive breastfeeding	0.582	0.084	44	23	1.114	0.144	0.414	0.750
Minimum dietary diversity (children 6–23 months)	0.306	0.063	114	61	1.436	0.204	0.181	0.431
Body Mass Index (BMI) <18.5	0.224	0.033	243	119	1.205	0.147	0.158	0.290
Body Mass Index (BMI) ≥25.0	0.194	0.041	243	119	1.584	0.211	0.112	0.276
Body Mass Index-for-age (-2SD)	0.054	0.028	76	39	1.081	0.517	0.000	0.110
Body Mass Index-for-age (+1SD)	0.002	0.002	76	39	0.419	1.022	0.000	0.007
Minimum dietary diversity (women 15–49)	0.418	0.059	756	384	3.256	0.141	0.300	0.535
Child slept under an ITN last night	0.576	0.043	802	431	1.982	0.075	0.490	0.662
Pregnant women slept under an ITN last night	0.592	0.081	94	50	1.632	0.137	0.429	0.754
Received 3+ doses of SP/Fansidar	0.000	0.000	164	87	na	na	0.000	0.000
Child has fever in last 2 weeks	0.083	0.019	751	403	1.838	0.231	0.045	0.122
Child had blood taken from finger/heel	0.526	0.115	57	34	1.730	0.219	0.296	0.757

(Continued...)

Table B.28—Continued

VARIABLE	R	SE	N	WN	DEFT	SE/R	R-2SE	R+2SE
WOMEN								
Child took ACT	1.000	0.000	19	13	na	0.000	1.000	1.000
Discriminatory attitudes towards people with HIV	0.537	0.049	390	197	1.944	0.092	0.438	0.636
Condom use at last sex	0.053	0.034	55	26	1.105	0.634	0.000	0.121
Tested for HIV in the past 12 months and received the results of the last test	0.376	0.043	390	197	1.727	0.113	0.291	0.461
Employed in last 12 months	0.309	0.032	508	264	1.541	0.102	0.246	0.373
Employed in last 12 months, but not paid	0.544	0.063	173	82	1.657	0.116	0.417	0.670
Mobile phone ownership	0.528	0.038	756	384	2.061	0.071	0.453	0.603
Have and use a bank account or mobile phone for financial transactions	0.429	0.056	756	384	3.081	0.130	0.317	0.540
Participate in decisionmaking (all three decisions)	0.790	0.022	508	264	1.222	0.028	0.746	0.835
Agree with at least one specified reason a husband is justified in wife beating	0.730	0.026	756	384	1.631	0.036	0.677	0.782
Make own decisions about sexual relations, contraceptive use, and reproductive care	0.347	0.046	264	138	1.547	0.131	0.256	0.439
Experienced physical violence since age 15 by any perpetrator	0.271	0.027	416	205	1.219	0.098	0.218	0.324
Experienced sexual violence by any perpetrator ever	0.075	0.015	416	205	1.189	0.205	0.044	0.106
Experienced sexual violence by any non-intimate partner	0.005	0.005	416	205	1.405	0.998	0.000	0.014
Experienced physical/sexual violence by the current or most recent husband or intimate partner ever	0.289	0.026	374	180	1.099	0.089	0.237	0.341
Experienced emotional/physical/sexual violence by any husband or intimate partner ever in the past 12 months	0.254	0.024	374	180	1.062	0.094	0.206	0.301
MEN								
No education	0.133	0.040	288	150	1.974	0.300	0.053	0.212
Secondary education or higher	0.429	0.032	287	149	1.106	0.076	0.364	0.493
Literacy	0.830	0.041	288	150	1.825	0.049	0.749	0.912
Use of the internet in last 12 months	0.399	0.054	288	150	1.848	0.135	0.291	0.506
Current tobacco use	0.140	0.027	288	150	1.336	0.196	0.085	0.195
Want no more children	0.112	0.027	164	86	1.105	0.244	0.058	0.167
Discriminatory attitudes towards people with HIV	0.306	0.045	288	150	1.652	0.147	0.215	0.396
Condom use at last sex	0.475	0.090	124	66	1.974	0.189	0.295	0.655
Tested for HIV in the past 12 months and received the results of the last test	0.341	0.059	288	150	2.087	0.172	0.224	0.458
Male circumcision	0.986	0.007	288	150	0.932	0.007	0.972	0.999
Mobile phone ownership	0.775	0.023	288	150	0.942	0.030	0.729	0.822
Have and use a bank account or mobile phone for financial transactions	0.824	0.025	288	150	1.097	0.030	0.774	0.873
Agree with at least one specified reason a husband is justified in wife beating	0.712	0.031	288	150	1.149	0.043	0.650	0.773

Table B.29 Sampling errors: Samburu sample, Kenya 2022

VARIABLE	R	SE	N	WN	DEFT	SE/R	R-2SE	R+2SE
HOUSEHOLDS AND POPULATION								
Births registered with civil authority	0.763	0.038	588	150	1.763	0.049	0.688	0.838
Ownership of at least one ITN	0.199	0.034	698	175	2.240	0.171	0.131	0.267
Ownership of at least one ITN for every two persons	0.074	0.014	692	174	1.379	0.185	0.047	0.102
At least basic drinking water service	0.286	0.051	3,367	863	2.697	0.178	0.184	0.388
Water available when needed	0.441	0.041	3,367	863	1.947	0.092	0.359	0.522
At least basic sanitation service	0.138	0.024	3,367	863	1.601	0.177	0.089	0.187
Using open defecation	0.526	0.065	3,367	863	3.070	0.123	0.397	0.655
Using a handwashing facility with soap and water	0.192	0.028	3,325	850	1.720	0.147	0.135	0.248
WOMEN								
No education	0.487	0.053	615	156	2.592	0.108	0.382	0.592
Secondary education or higher	0.275	0.044	615	156	2.433	0.160	0.187	0.363
Literacy	0.453	0.058	615	156	2.863	0.128	0.338	0.569
Use of the internet in last 12 months	0.212	0.036	615	156	2.192	0.171	0.140	0.285
Current tobacco use	0.156	0.033	305	79	1.579	0.211	0.090	0.222
Total fertility rate (3 years)	5.800	0.472	1,768	449	1.551	0.081	4.856	6.744
Currently pregnant	0.064	0.011	615	156	1.141	0.176	0.041	0.087
Mean number of children ever born to women age 40–49	6.403	0.279	65	16	0.893	0.044	5.844	6.962
Median birth interval	33.779	1.156	436	115	1.542	0.034	31.467	36.090
Ideal number of children	5.721	0.213	302	78	1.497	0.037	5.294	6.148
Total wanted fertility rate (3 years)	5.128	0.574	883	229	1.553	0.112	3.980	6.276
Currently using any contraceptive method	0.337	0.032	415	106	1.376	0.095	0.273	0.401
Currently using any modern method	0.254	0.033	415	106	1.548	0.131	0.188	0.320
Currently using pill	0.023	0.008	415	106	1.037	0.333	0.008	0.038
Currently using injectables	0.083	0.017	415	106	1.278	0.209	0.048	0.118
Currently using implants	0.106	0.020	415	106	1.296	0.185	0.067	0.145
Currently using male condoms	0.002	0.002	415	106	0.807	1.006	0.000	0.005
Currently using any traditional method	0.083	0.017	415	106	1.249	0.204	0.049	0.117
Unmet need for spacing	0.189	0.030	202	52	1.084	0.159	0.129	0.249
Unmet need for limiting	0.106	0.020	202	52	0.902	0.185	0.067	0.145
Unmet need total	0.294	0.040	202	52	1.238	0.135	0.215	0.374
Demand satisfied by modern methods	0.425	0.058	124	33	1.312	0.136	0.309	0.541
Participation in decisionmaking about family planning	0.846	0.034	202	52	1.350	0.041	0.777	0.915
Not exposed to any of the eight media sources	0.055	0.014	305	79	1.075	0.256	0.027	0.083
Neonatal mortality (0–9 years)	19.158	6.769	1,083	281	1.482	0.353	5.620	32.696
Post-neonatal mortality (0–9 years)	10.006	3.604	1,081	281	1.118	0.360	2.798	17.213
Infant mortality (0–9 years)	29.163	7.505	1,083	281	1.354	0.257	14.153	44.174
Child mortality (0–9 years)	9.415	3.413	1,044	270	1.151	0.363	2.588	16.241
Under-5 mortality (0–9 years)	38.303	8.597	1,084	281	1.397	0.224	21.110	55.496
Perinatal mortality rate	37.101	13.389	588	152	1.389	0.361	10.322	63.880
Stillbirth rate	18.995	6.915	588	152	1.217	0.364	5.165	32.824
Early neonatal rate	18.457	9.590	575	149	1.465	0.520	0.000	37.637
Received ANC from a skilled provider	0.929	0.027	230	59	1.579	0.029	0.875	0.983
4+ ANC visits	0.563	0.049	230	59	1.480	0.086	0.465	0.660
8+ ANC visits	0.015	0.007	230	59	0.913	0.486	0.000	0.030
Took any iron-containing supplements	0.845	0.032	230	59	1.319	0.037	0.782	0.908
Mothers protected against tetanus for last birth	0.621	0.045	230	59	1.389	0.072	0.532	0.710
Delivered in a health facility	0.554	0.057	239	62	1.735	0.102	0.441	0.667
Delivered by a skilled provider	0.566	0.057	239	62	1.741	0.100	0.452	0.680
Delivered by C-section	0.049	0.016	239	62	1.158	0.330	0.017	0.081
Women with postnatal check during first 2 days	0.594	0.046	230	59	1.404	0.077	0.502	0.685
Newborns with postnatal check during first 2 days	0.600	0.043	230	59	1.329	0.072	0.514	0.686
Any problem accessing health care	0.746	0.048	305	79	1.925	0.065	0.650	0.843
Ever had vaccination card	0.952	0.027	108	27	1.299	0.028	0.899	1.000
Received BCG vaccination	0.931	0.049	108	27	1.994	0.053	0.832	1.000
Received DPT-HepB-Hib vaccination (3 doses)	0.872	0.075	108	27	2.201	0.086	0.722	1.000
Received pneumococcal vaccination (3 doses)	0.871	0.074	108	27	2.270	0.085	0.723	1.000
Received MCV 1 vaccination (12–23 months)	0.731	0.073	108	27	1.673	0.099	0.586	0.876
Fully vaccinated according to national schedule (12–23 months)	0.278	0.051	108	27	1.151	0.185	0.175	0.381
Received MCV 2 vaccination (24–35 months)	0.395	0.073	105	28	1.556	0.186	0.248	0.542
Fully vaccinated according to national schedule (24–35 months)	0.149	0.036	105	28	1.040	0.245	0.076	0.222
Sought treatment for diarrhoea	0.468	0.084	90	23	1.548	0.180	0.299	0.637
Treated with ORS	0.323	0.071	90	23	1.412	0.220	0.181	0.465
Height-for-age (-3SD)	0.089	0.014	559	144	1.096	0.153	0.062	0.117
Height-for-age (-2SD)	0.314	0.025	559	144	1.251	0.081	0.263	0.364
Weight-for-height (-2SD)	0.154	0.015	568	147	1.003	0.099	0.124	0.184
Weight-for-height (+2SD)	0.004	0.003	568	147	0.982	0.621	0.000	0.010
Weight-for-age (-2SD)	0.302	0.026	568	146	1.276	0.087	0.249	0.355
Exclusive breastfeeding	0.877	0.075	21	6	1.022	0.086	0.727	1.000
Minimum dietary diversity (children 6–23 months)	0.143	0.026	93	23	0.715	0.182	0.091	0.195
Body Mass Index (BMI) <18.5	0.357	0.052	217	57	1.616	0.145	0.254	0.460
Body Mass Index (BMI) ≥25.0	0.162	0.040	217	57	1.630	0.247	0.082	0.243
Body Mass Index-for-age (-2SD)	0.126	0.054	53	13	1.154	0.426	0.019	0.233
Body Mass Index-for-age (+1SD)	0.014	0.014	53	13	0.847	0.993	0.000	0.042
Minimum dietary diversity (women 15–49)	0.246	0.029	615	156	1.654	0.117	0.188	0.303
Child slept under an ITN last night	0.099	0.025	594	153	1.838	0.255	0.049	0.150
Pregnant women slept under an ITN last night	0.017	0.017	41	10	0.809	0.981	0.000	0.050
Received 3+ doses of SP/Fansidar	0.008	0.008	114	29	0.972	1.009	0.000	0.025
Child has fever in last 2 weeks	0.136	0.023	555	144	1.502	0.169	0.090	0.182
Child had blood taken from finger/heel	0.237	0.062	77	20	1.248	0.262	0.113	0.361

(Continued...)

Table B.29—Continued

VARIABLE	R	SE	N	WN	DEFT	SE/R	R-2SE	R+2SE
WOMEN								
Child took ACT	0.751	0.203	10	2	1.463	0.270	0.345	1.000
Discriminatory attitudes towards people with HIV	0.644	0.057	301	78	2.048	0.088	0.530	0.757
Condom use at last sex	0.254	0.066	62	17	1.180	0.260	0.122	0.386
Tested for HIV in the past 12 months and received the results of the last test	0.381	0.050	305	79	1.777	0.130	0.282	0.480
Employed in last 12 months	0.350	0.041	415	106	1.750	0.118	0.268	0.432
Employed in last 12 months, but not paid	0.175	0.042	151	37	1.345	0.239	0.092	0.259
Mobile phone ownership	0.665	0.035	615	156	1.815	0.052	0.596	0.734
Have and use a bank account or mobile phone for financial transactions	0.641	0.042	615	156	2.143	0.065	0.557	0.724
Participate in decisionmaking (all three decisions)	0.358	0.032	415	106	1.373	0.090	0.293	0.423
Agree with at least one specified reason a husband is justified in wife beating	0.666	0.038	615	156	2.013	0.058	0.589	0.742
Make own decisions about sexual relations, contraceptive use, and reproductive care	0.515	0.040	202	52	1.124	0.077	0.436	0.594
Experienced physical violence since age 15 by any perpetrator	0.486	0.036	374	87	1.400	0.075	0.413	0.559
Experienced sexual violence by any perpetrator ever	0.069	0.013	374	87	0.958	0.182	0.044	0.095
Experienced sexual violence by any non-intimate partner	0.014	0.006	374	87	0.969	0.429	0.002	0.025
Experienced physical/sexual violence by the current or most recent husband or intimate partner ever	0.468	0.038	366	84	1.460	0.082	0.391	0.544
Experienced emotional/physical/sexual violence by any husband or intimate partner ever in the past 12 months	0.401	0.033	366	84	1.274	0.082	0.336	0.467
MEN								
No education	0.259	0.060	182	51	1.824	0.231	0.139	0.378
Secondary education or higher	0.522	0.050	182	51	1.339	0.095	0.422	0.622
Literacy	0.725	0.054	182	51	1.628	0.075	0.616	0.833
Use of the internet in last 12 months	0.525	0.055	182	51	1.481	0.105	0.415	0.636
Current tobacco use	0.356	0.042	182	51	1.192	0.119	0.271	0.440
Want no more children	0.171	0.040	106	28	1.090	0.235	0.091	0.251
Discriminatory attitudes towards people with HIV	0.462	0.069	177	50	1.829	0.150	0.324	0.601
Condom use at last sex	0.654	0.074	57	17	1.153	0.112	0.507	0.801
Tested for HIV in the past 12 months and received the results of the last test	0.414	0.036	182	51	0.982	0.087	0.342	0.486
Male circumcision	0.923	0.023	182	51	1.146	0.025	0.877	0.968
Mobile phone ownership	0.835	0.030	182	51	1.082	0.036	0.776	0.895
Have and use a bank account or mobile phone for financial transactions	0.888	0.025	182	51	1.056	0.028	0.839	0.938
Agree with at least one specified reason a husband is justified in wife beating	0.688	0.036	182	51	1.034	0.052	0.617	0.759

Table B.30 Sampling errors: Trans Nzoia sample, Kenya 2022

VARIABLE	R	SE	N	WN	DEFT	SE/R	R-2SE	R+2SE
HOUSEHOLDS AND POPULATION								
Births registered with civil authority	0.746	0.026	411	383	1.069	0.035	0.694	0.797
Ownership of at least one ITN	0.860	0.022	816	753	1.784	0.025	0.817	0.904
Ownership of at least one ITN for every two persons	0.693	0.023	810	747	1.425	0.033	0.646	0.739
At least basic drinking water service	0.722	0.042	3,396	3,219	2.270	0.058	0.637	0.806
Water available when needed	0.782	0.022	3,396	3,219	1.338	0.029	0.737	0.827
At least basic sanitation service	0.664	0.029	3,396	3,219	1.542	0.043	0.606	0.721
Using open defecation	0.010	0.004	3,396	3,219	0.964	0.383	0.002	0.017
Using a handwashing facility with soap and water	0.499	0.031	2,971	2,788	1.432	0.062	0.437	0.561
WOMEN								
No education	0.022	0.006	713	675	1.147	0.288	0.009	0.034
Secondary education or higher	0.565	0.028	709	671	1.475	0.049	0.510	0.620
Literacy	0.921	0.014	713	675	1.361	0.015	0.894	0.949
Use of the internet in last 12 months	0.441	0.035	713	675	1.877	0.079	0.371	0.511
Current tobacco use	0.000	0.000	384	359	na	na	0.000	0.000
Total fertility rate (3 years)	3.590	0.149	2,019	1,910	0.865	0.042	3.292	3.889
Currently pregnant	0.045	0.010	713	675	1.231	0.214	0.025	0.064
Mean number of children ever born to women age 40–49	5.241	0.216	140	135	1.199	0.041	4.809	5.673
Median birth interval	47.035	3.019	273	260	1.313	0.064	40.996	53.073
Ideal number of children	3.981	0.104	362	341	1.137	0.026	3.773	4.189
Total wanted fertility rate (3 years)	3.127	0.321	1,087	1,015	1.191	0.103	2.486	3.769
Currently using any contraceptive method	0.698	0.026	385	361	1.091	0.037	0.647	0.749
Currently using any modern method	0.654	0.025	385	361	1.022	0.038	0.604	0.704
Currently using pill	0.049	0.011	385	361	1.028	0.230	0.027	0.072
Currently using injectables	0.244	0.027	385	361	1.239	0.111	0.190	0.298
Currently using implants	0.270	0.026	385	361	1.126	0.095	0.219	0.321
Currently using male condoms	0.015	0.006	385	361	0.971	0.408	0.003	0.026
Currently using any traditional method	0.044	0.008	385	361	0.797	0.190	0.027	0.060
Unmet need for spacing	0.093	0.022	198	180	1.082	0.241	0.048	0.137
Unmet need for limiting	0.043	0.015	198	180	1.009	0.338	0.014	0.072
Unmet need total	0.136	0.023	198	180	0.933	0.168	0.090	0.181
Demand satisfied by modern methods	0.794	0.030	164	149	0.932	0.037	0.735	0.853
Participation in decisionmaking about family planning	0.945	0.020	198	180	1.238	0.021	0.905	0.985
Not exposed to any of the eight media sources	0.029	0.014	384	359	1.646	0.491	0.001	0.057
Neonatal mortality (0–9 years)	22.776	5.555	775	742	1.011	0.244	11.665	33.886
Post-neonatal mortality (0–9 years)	13.582	4.139	779	747	0.936	0.305	5.304	21.860
Infant mortality (0–9 years)	36.358	6.248	775	742	0.904	0.172	23.862	48.853
Child mortality (0–9 years)	5.645	2.515	781	755	0.989	0.446	0.615	10.676
Under-5 mortality (0–9 years)	41.798	6.512	776	743	0.902	0.156	28.774	54.821
Perinatal mortality rate	22.665	8.888	383	364	1.178	0.392	4.888	40.442
Stillbirth rate	11.258	6.519	383	364	1.211	0.579	0.000	24.296
Early neonatal rate	11.537	5.269	379	360	0.968	0.457	0.999	22.074
Received ANC from a skilled provider	0.988	0.009	144	135	1.014	0.009	0.970	1.000
4+ ANC visits	0.681	0.047	144	135	1.211	0.069	0.586	0.775
8+ ANC visits	0.025	0.015	144	135	1.151	0.602	0.000	0.055
Took any iron-containing supplements	0.929	0.019	144	135	0.903	0.021	0.890	0.968
Mothers protected against tetanus for last birth	0.623	0.036	144	135	0.898	0.058	0.551	0.696
Delivered in a health facility	0.929	0.023	146	137	1.098	0.025	0.882	0.976
Delivered by a skilled provider	0.933	0.023	146	137	1.089	0.024	0.888	0.979
Delivered by C-section	0.098	0.026	146	137	1.037	0.263	0.046	0.149
Women with postnatal check during first 2 days	0.817	0.030	144	135	0.922	0.037	0.757	0.876
Newborns with postnatal check during first 2 days	0.894	0.029	144	135	1.142	0.033	0.835	0.953
Any problem accessing health care	0.628	0.033	384	359	1.338	0.053	0.561	0.694
Ever had vaccination card	1.000	0.000	64	60	na	0.000	1.000	1.000
Received BCG vaccination	0.980	0.019	64	60	1.078	0.019	0.943	1.000
Received DPT-HepB-Hib vaccination (3 doses)	0.874	0.057	64	60	1.356	0.065	0.761	0.988
Received pneumococcal vaccination (3 doses)	0.894	0.051	64	60	1.302	0.056	0.793	0.995
Received MCV 1 vaccination (12–23 months)	0.939	0.034	64	60	1.137	0.037	0.870	1.000
Fully vaccinated according to national schedule (12–23 months)	0.706	0.076	64	60	1.318	0.107	0.555	0.858
Received MCV 2 vaccination (24–35 months)	0.812	0.039	77	76	0.861	0.048	0.734	0.890
Fully vaccinated according to national schedule (24–35 months)	0.648	0.050	77	76	0.919	0.078	0.547	0.748
Sought treatment for diarrhoea	0.652	0.049	58	59	0.737	0.075	0.554	0.749
Treated with ORS	0.437	0.062	58	59	0.934	0.142	0.313	0.560
Height-for-age (-3SD)	0.048	0.012	393	366	1.082	0.241	0.025	0.071
Height-for-age (-2SD)	0.213	0.029	393	366	1.347	0.135	0.155	0.271
Weight-for-height (-2SD)	0.032	0.007	396	368	0.840	0.226	0.018	0.047
Weight-for-height (+2SD)	0.015	0.006	396	368	1.011	0.415	0.002	0.027
Weight-for-age (-2SD)	0.111	0.017	393	366	1.080	0.153	0.077	0.145
Exclusive breastfeeding	0.596	0.148	14	12	1.080	0.248	0.300	0.891
Minimum dietary diversity (children 6–23 months)	0.294	0.063	64	60	1.099	0.215	0.167	0.420
Body Mass Index (BMI) <18.5	0.070	0.018	272	251	1.153	0.258	0.034	0.106
Body Mass Index (BMI) ≥25.0	0.417	0.030	272	251	0.986	0.072	0.357	0.476
Body Mass Index-for-age (-2SD)	0.028	0.020	85	80	1.095	0.702	0.000	0.068
Body Mass Index-for-age (+1SD)	0.083	0.033	85	80	1.097	0.397	0.017	0.149
Minimum dietary diversity (women 15–49)	0.375	0.021	713	675	1.146	0.055	0.333	0.416
Child slept under an ITN last night	0.757	0.030	406	379	1.262	0.040	0.697	0.817
Pregnant women slept under an ITN last night	0.710	0.086	28	29	1.071	0.121	0.538	0.883
Received 3+ doses of SP/Fansidar	0.119	0.042	83	77	1.167	0.351	0.035	0.203
Child has fever in last 2 weeks	0.178	0.023	365	348	1.088	0.129	0.132	0.224
Child had blood taken from finger/heel	0.419	0.057	64	62	0.901	0.135	0.306	0.532

(Continued...)

Table B.30—Continued

VARIABLE	R	SE	N	WN	DEFT	SE/R	R-2SE	R+2SE
WOMEN								
Child took ACT	0.960	0.041	23	22	1.011	0.043	0.877	1.000
Discriminatory attitudes towards people with HIV	0.158	0.025	380	356	1.342	0.159	0.107	0.208
Condom use at last sex	0.344	0.065	60	58	1.055	0.190	0.214	0.475
Tested for HIV in the past 12 months and received the results of the last test	0.480	0.027	384	359	1.038	0.055	0.427	0.533
Employed in last 12 months	0.599	0.030	385	361	1.179	0.049	0.540	0.658
Employed in last 12 months, but not paid	0.179	0.026	235	217	1.031	0.144	0.127	0.231
Mobile phone ownership	0.733	0.022	713	675	1.332	0.030	0.688	0.777
Have and use a bank account or mobile phone for financial transactions	0.791	0.019	713	675	1.240	0.024	0.753	0.829
Participate in decisionmaking (all three decisions)	0.687	0.026	385	361	1.103	0.038	0.635	0.739
Agree with at least one specified reason a husband is justified in wife beating	0.454	0.027	713	675	1.451	0.060	0.399	0.508
Make own decisions about sexual relations, contraceptive use, and reproductive care	0.821	0.025	198	180	0.907	0.030	0.771	0.870
Experienced physical violence since age 15 by any perpetrator	0.408	0.029	350	351	1.111	0.072	0.349	0.466
Experienced sexual violence by any perpetrator ever	0.131	0.019	350	351	1.053	0.145	0.093	0.169
Experienced sexual violence by any non-intimate partner	0.016	0.005	350	351	0.793	0.337	0.005	0.026
Experienced physical/sexual violence by the current or most recent husband or intimate partner ever	0.383	0.026	322	313	0.941	0.067	0.332	0.434
Experienced emotional/physical/sexual violence by any husband or intimate partner ever in the past 12 months	0.271	0.019	322	313	0.769	0.070	0.233	0.309
MEN								
No education	0.004	0.004	308	272	1.150	0.985	0.000	0.013
Secondary education or higher	0.609	0.035	304	268	1.239	0.057	0.540	0.679
Literacy	0.990	0.007	308	272	1.205	0.007	0.976	1.000
Use of the internet in last 12 months	0.549	0.035	308	272	1.214	0.063	0.480	0.618
Current tobacco use	0.100	0.018	308	272	1.074	0.184	0.063	0.136
Want no more children	0.362	0.057	135	112	1.378	0.159	0.247	0.477
Discriminatory attitudes towards people with HIV	0.109	0.021	308	272	1.159	0.189	0.068	0.151
Condom use at last sex	0.803	0.036	91	87	0.855	0.045	0.731	0.874
Tested for HIV in the past 12 months and received the results of the last test	0.334	0.025	308	272	0.944	0.076	0.283	0.384
Male circumcision	0.978	0.008	308	272	0.964	0.008	0.962	0.994
Mobile phone ownership	0.729	0.030	308	272	1.197	0.042	0.669	0.790
Have and use a bank account or mobile phone for financial transactions	0.766	0.035	308	272	1.446	0.046	0.696	0.836
Agree with at least one specified reason a husband is justified in wife beating	0.188	0.036	308	272	1.593	0.189	0.117	0.259

Table B.31 Sampling errors: Uasin Gishu sample, Kenya 2022

VARIABLE	R	SE	N	WN	DEFT	SE/R	R-2SE	R+2SE
HOUSEHOLDS AND POPULATION								
Births registered with civil authority	0.868	0.016	403	509	0.832	0.018	0.837	0.900
Ownership of at least one ITN	0.693	0.049	858	1,145	3.114	0.071	0.595	0.792
Ownership of at least one ITN for every two persons	0.568	0.040	843	1,112	2.352	0.071	0.488	0.649
At least basic drinking water service	0.790	0.026	3,241	4,090	1.478	0.033	0.738	0.843
Water available when needed	0.709	0.023	3,241	4,090	1.230	0.032	0.664	0.754
At least basic sanitation service	0.495	0.039	3,241	4,090	1.930	0.080	0.416	0.574
Using open defecation	0.006	0.003	3,241	4,090	0.930	0.522	0.000	0.012
Using a handwashing facility with soap and water	0.664	0.031	3,213	4,051	1.575	0.046	0.602	0.725
WOMEN								
No education	0.013	0.004	731	983	1.020	0.323	0.005	0.022
Secondary education or higher	0.709	0.030	722	969	1.770	0.042	0.649	0.769
Literacy	0.959	0.007	731	983	0.892	0.007	0.946	0.972
Use of the internet in last 12 months	0.612	0.037	731	983	2.021	0.060	0.539	0.685
Current tobacco use	0.012	0.008	391	527	1.413	0.659	0.000	0.027
Total fertility rate (3 years)	3.086	0.252	2,089	2,820	1.183	0.082	2.581	3.590
Currently pregnant	0.068	0.010	731	983	1.123	0.154	0.047	0.089
Mean number of children ever born to women age 40–49	4.077	0.250	98	122	1.205	0.061	3.578	4.576
Median birth interval	47.496	2.668	263	337	1.088	0.056	42.160	52.832
Ideal number of children	3.384	0.081	391	527	1.116	0.024	3.222	3.546
Total wanted fertility rate (3 years)	2.499	0.316	1,108	1,501	1.231	0.126	1.868	3.130
Currently using any contraceptive method	0.711	0.031	399	525	1.369	0.044	0.649	0.774
Currently using any modern method	0.627	0.037	399	525	1.518	0.059	0.553	0.701
Currently using pill	0.057	0.014	399	525	1.207	0.246	0.029	0.085
Currently using injectables	0.229	0.026	399	525	1.256	0.115	0.176	0.282
Currently using implants	0.232	0.032	399	525	1.520	0.139	0.168	0.297
Currently using male condoms	0.018	0.007	399	525	0.981	0.362	0.005	0.031
Currently using any traditional method	0.084	0.019	399	525	1.379	0.228	0.046	0.123
Unmet need for spacing	0.074	0.020	219	284	1.104	0.265	0.035	0.113
Unmet need for limiting	0.059	0.017	219	284	1.051	0.284	0.025	0.092
Unmet need total	0.133	0.025	219	284	1.101	0.191	0.082	0.183
Demand satisfied by modern methods	0.747	0.037	178	229	1.116	0.049	0.674	0.820
Participation in decisionmaking about family planning	0.952	0.016	219	284	1.075	0.016	0.921	0.983
Not exposed to any of the eight media sources	0.029	0.008	391	527	0.983	0.288	0.012	0.046
Neonatal mortality (0–9 years)	17.220	4.722	724	931	0.958	0.274	7.777	26.663
Post-neonatal mortality (0–9 years)	14.175	4.059	726	931	0.912	0.286	6.056	22.293
Infant mortality (0–9 years)	31.395	6.120	724	931	0.946	0.195	19.156	43.634
Child mortality (0–9 years)	5.586	4.541	693	890	1.550	0.813	0.000	14.668
Under-5 mortality (0–9 years)	36.806	7.705	726	933	1.106	0.209	21.397	52.215
Perinatal mortality rate	45.146	13.014	397	521	1.073	0.288	19.117	71.175
Stillbirth rate	31.629	12.374	397	521	1.131	0.391	6.880	56.377
Early neonatal rate	13.887	6.010	389	507	1.013	0.433	1.868	25.906
Received ANC from a skilled provider	0.989	0.008	159	210	0.948	0.008	0.973	1.000
4+ ANC visits	0.719	0.029	159	210	0.818	0.041	0.660	0.777
8+ ANC visits	0.063	0.020	159	210	1.015	0.313	0.023	0.102
Took any iron-containing supplements	0.935	0.024	159	210	1.231	0.026	0.887	0.983
Mothers protected against tetanus for last birth	0.674	0.036	159	210	0.953	0.053	0.603	0.745
Delivered in a health facility	0.943	0.020	166	219	0.964	0.021	0.903	0.982
Delivered by a skilled provider	0.953	0.016	166	219	0.917	0.017	0.921	0.985
Delivered by C-section	0.143	0.033	166	219	1.163	0.234	0.076	0.210
Women with postnatal check during first 2 days	0.746	0.045	159	210	1.306	0.061	0.655	0.836
Newborns with postnatal check during first 2 days	0.760	0.043	159	210	1.269	0.057	0.674	0.847
Any problem accessing health care	0.427	0.040	391	527	1.596	0.094	0.347	0.507
Ever had vaccination card	1.000	0.000	77	101	na	0.000	1.000	1.000
Received BCG vaccination	0.986	0.014	77	101	1.039	0.014	0.959	1.000
Received DPT-HepB-Hib vaccination (3 doses)	0.946	0.035	77	101	1.359	0.037	0.875	1.000
Received pneumococcal vaccination (3 doses)	0.943	0.027	77	101	1.022	0.029	0.889	0.997
Received MCV 1 vaccination (12–23 months)	0.976	0.017	77	101	0.965	0.017	0.942	1.000
Fully vaccinated according to national schedule (12–23 months)	0.493	0.082	77	101	1.425	0.166	0.329	0.656
Received MCV 2 vaccination (24–35 months)	0.688	0.068	80	99	1.278	0.099	0.552	0.824
Fully vaccinated according to national schedule (24–35 months)	0.375	0.054	80	99	0.976	0.145	0.266	0.484
Sought treatment for diarrhoea	0.731	0.063	63	85	1.160	0.086	0.605	0.858
Treated with ORS	0.610	0.070	63	85	1.173	0.115	0.469	0.751
Height-for-age (-3SD)	0.027	0.009	386	486	1.025	0.350	0.008	0.045
Height-for-age (-2SD)	0.142	0.020	386	486	1.009	0.139	0.103	0.181
Weight-for-height (-2SD)	0.040	0.012	386	486	1.124	0.295	0.017	0.064
Weight-for-height (+2SD)	0.021	0.007	386	486	0.899	0.321	0.007	0.034
Weight-for-age (-2SD)	0.064	0.016	386	486	1.156	0.245	0.032	0.095
Exclusive breastfeeding	0.644	0.136	19	27	1.188	0.210	0.373	0.915
Minimum dietary diversity (children 6–23 months)	0.442	0.058	58	73	0.881	0.131	0.326	0.557
Body Mass Index (BMI) <18.5	0.043	0.015	283	383	1.254	0.350	0.013	0.073
Body Mass Index (BMI) ≥25.0	0.437	0.037	283	383	1.264	0.085	0.363	0.512
Body Mass Index-for-age (-2SD)	0.048	0.037	59	73	1.282	0.774	0.000	0.123
Body Mass Index-for-age (+1SD)	0.099	0.035	59	73	0.877	0.360	0.028	0.170
Minimum dietary diversity (women 15–49)	0.454	0.022	731	983	1.197	0.049	0.410	0.498
Child slept under an ITN last night	0.658	0.041	400	503	1.465	0.062	0.577	0.739
Pregnant women slept under an ITN last night	0.542	0.069	47	65	0.952	0.127	0.405	0.679
Received 3+ doses of SP/Fansidar	0.038	0.021	81	106	0.976	0.546	0.000	0.080
Child has fever in last 2 weeks	0.247	0.025	376	490	1.088	0.101	0.197	0.297
Child had blood taken from finger/heel	0.296	0.055	88	121	1.166	0.184	0.187	0.405

(Continued...)

Table B.31—Continued

VARIABLE	R	SE	N	WN	DEFT	SE/R	R-2SE	R+2SE
WOMEN								
Child took ACT	0.895	0.106	8	10	0.939	0.118	0.683	1.000
Discriminatory attitudes towards people with HIV	0.190	0.026	389	523	1.318	0.138	0.138	0.243
Condom use at last sex	0.451	0.057	90	129	1.084	0.127	0.337	0.566
Tested for HIV in the past 12 months and received the results of the last test	0.468	0.026	391	527	1.048	0.057	0.415	0.521
Employed in last 12 months	0.723	0.029	399	525	1.309	0.041	0.664	0.782
Employed in last 12 months, but not paid	0.114	0.023	288	380	1.206	0.199	0.068	0.159
Mobile phone ownership	0.859	0.018	731	983	1.408	0.021	0.822	0.895
Have and use a bank account or mobile phone for financial transactions	0.844	0.020	731	983	1.461	0.023	0.805	0.883
Participate in decisionmaking (all three decisions)	0.612	0.031	399	525	1.284	0.051	0.549	0.675
Agree with at least one specified reason a husband is justified in wife beating	0.431	0.023	731	983	1.275	0.054	0.384	0.477
Make own decisions about sexual relations, contraceptive use, and reproductive care	0.715	0.035	219	284	1.142	0.049	0.646	0.785
Experienced physical violence since age 15 by any perpetrator	0.419	0.037	379	495	1.456	0.088	0.345	0.493
Experienced sexual violence by any perpetrator ever	0.099	0.019	379	495	1.223	0.190	0.062	0.137
Experienced sexual violence by any non-intimate partner	0.044	0.013	379	495	1.254	0.301	0.018	0.070
Experienced physical/sexual violence by the current or most recent husband or intimate partner ever	0.272	0.034	346	436	1.431	0.126	0.203	0.341
Experienced emotional/physical/sexual violence by any husband or intimate partner ever in the past 12 months	0.286	0.035	346	436	1.418	0.121	0.217	0.355
MEN								
No education	0.000	0.000	342	451	na	na	0.000	0.000
Secondary education or higher	0.719	0.032	339	447	1.322	0.045	0.654	0.783
Literacy	0.996	0.003	342	451	0.879	0.003	0.989	1.000
Use of the internet in last 12 months	0.765	0.031	342	451	1.340	0.040	0.704	0.827
Current tobacco use	0.097	0.020	342	451	1.233	0.204	0.058	0.137
Want no more children	0.274	0.027	173	228	0.783	0.097	0.221	0.327
Discriminatory attitudes towards people with HIV	0.147	0.020	342	451	1.059	0.138	0.106	0.187
Condom use at last sex	0.814	0.042	149	203	1.308	0.051	0.730	0.898
Tested for HIV in the past 12 months and received the results of the last test	0.449	0.031	342	451	1.145	0.069	0.387	0.510
Male circumcision	0.948	0.013	342	451	1.112	0.014	0.922	0.975
Mobile phone ownership	0.853	0.021	342	451	1.085	0.024	0.812	0.895
Have and use a bank account or mobile phone for financial transactions	0.932	0.016	342	451	1.166	0.017	0.900	0.964
Agree with at least one specified reason a husband is justified in wife beating	0.422	0.033	342	451	1.222	0.077	0.357	0.487

Table B.32 Sampling errors: Elgeyo-Marakwet sample, Kenya 2022

VARIABLE	R	SE	N	WN	DEFT	SE/R	R-2SE	R+2SE
HOUSEHOLDS AND POPULATION								
Births registered with civil authority	0.753	0.017	421	170	0.687	0.023	0.718	0.788
Ownership of at least one ITN	0.253	0.021	749	290	1.298	0.082	0.212	0.295
Ownership of at least one ITN for every two persons	0.101	0.020	749	290	1.781	0.195	0.061	0.140
At least basic drinking water service	0.642	0.050	3,229	1,279	2.453	0.077	0.543	0.741
Water available when needed	0.746	0.027	3,229	1,279	1.459	0.036	0.692	0.800
At least basic sanitation service	0.288	0.027	3,229	1,279	1.449	0.095	0.234	0.343
Using open defecation	0.047	0.025	3,229	1,279	2.916	0.533	0.000	0.097
Using a handwashing facility with soap and water	0.428	0.021	3,187	1,259	1.016	0.049	0.385	0.470
WOMEN								
No education	0.000	0.000	591	228	0.499	1.002	0.000	0.001
Secondary education or higher	0.615	0.031	584	225	1.553	0.051	0.552	0.678
Literacy	0.966	0.009	591	228	1.262	0.010	0.947	0.985
Use of the internet in last 12 months	0.281	0.035	591	228	1.899	0.125	0.211	0.352
Current tobacco use	0.010	0.006	304	116	1.005	0.574	0.000	0.022
Total fertility rate (3 years)	4.053	0.259	1,697	656	1.339	0.064	3.534	4.571
Currently pregnant	0.045	0.013	591	228	1.496	0.284	0.019	0.070
Mean number of children ever born to women age 40–49	5.020	0.213	96	38	1.120	0.042	4.594	5.446
Median birth interval	36.920	3.113	287	120	1.746	0.084	30.694	43.145
Ideal number of children	3.607	0.119	303	116	1.250	0.033	3.369	3.844
Total wanted fertility rate (3 years)	3.621	0.406	875	335	1.372	0.112	2.810	4.433
Currently using any contraceptive method	0.743	0.026	361	143	1.141	0.035	0.691	0.796
Currently using any modern method	0.590	0.034	361	143	1.305	0.057	0.522	0.658
Currently using pill	0.030	0.008	361	143	0.844	0.253	0.015	0.045
Currently using injectables	0.244	0.029	361	143	1.275	0.118	0.186	0.302
Currently using implants	0.204	0.027	361	143	1.273	0.133	0.150	0.258
Currently using male condoms	0.022	0.010	361	143	1.298	0.459	0.002	0.042
Currently using any traditional method	0.153	0.025	361	143	1.311	0.163	0.103	0.203
Unmet need for spacing	0.051	0.016	186	72	0.974	0.310	0.019	0.082
Unmet need for limiting	0.085	0.024	186	72	1.172	0.284	0.037	0.133
Unmet need total	0.135	0.026	186	72	1.021	0.190	0.084	0.186
Demand satisfied by modern methods	0.677	0.056	155	61	1.500	0.083	0.564	0.790
Participation in decisionmaking about family planning	0.939	0.017	186	72	0.982	0.018	0.904	0.973
Not exposed to any of the eight media sources	0.052	0.018	304	116	1.444	0.354	0.015	0.089
Neonatal mortality (0–9 years)	27.038	4.801	787	325	0.825	0.178	17.436	36.640
Post-neonatal mortality (0–9 years)	5.079	2.514	787	326	1.014	0.495	0.052	10.106
Infant mortality (0–9 years)	32.117	4.835	787	325	0.768	0.151	22.447	41.787
Child mortality (0–9 years)	0.546	0.402	763	312	0.500	0.736	0.000	1.350
Under-5 mortality (0–9 years)	32.645	4.888	787	325	0.765	0.150	22.870	42.420
Perinatal mortality rate	11.489	5.075	397	163	0.921	0.442	1.339	21.638
Stillbirth rate	0.000	0.000	397	163	na	na	0.000	0.000
Early neonatal rate	11.489	5.075	397	163	0.921	0.442	1.339	21.638
Received ANC from a skilled provider	0.993	0.006	158	67	1.008	0.007	0.981	1.000
4+ ANC visits	0.515	0.053	158	67	1.330	0.103	0.409	0.622
8+ ANC visits	0.006	0.006	158	67	0.978	1.002	0.000	0.018
Took any iron-containing supplements	0.860	0.025	158	67	0.903	0.029	0.810	0.910
Mothers protected against tetanus for last birth	0.693	0.039	158	67	1.053	0.056	0.615	0.770
Delivered in a health facility	0.955	0.018	163	69	1.155	0.019	0.919	0.991
Delivered by a skilled provider	0.975	0.012	163	69	1.026	0.012	0.951	0.999
Delivered by C-section	0.071	0.028	163	69	1.439	0.395	0.015	0.128
Women with postnatal check during first 2 days	0.880	0.032	158	67	1.249	0.037	0.815	0.945
Newborns with postnatal check during first 2 days	0.907	0.031	158	67	1.325	0.034	0.846	0.969
Any problem accessing health care	0.316	0.028	304	116	1.044	0.088	0.260	0.372
Ever had vaccination card	1.000	0.000	84	37	na	0.000	1.000	1.000
Received BCG vaccination	0.976	0.018	84	37	1.104	0.018	0.941	1.000
Received DPT-HepB-Hib vaccination (3 doses)	0.834	0.051	84	37	1.310	0.061	0.733	0.936
Received pneumococcal vaccination (3 doses)	0.856	0.049	84	37	1.346	0.057	0.758	0.955
Received MCV 1 vaccination (12–23 months)	0.883	0.050	84	37	1.512	0.057	0.782	0.984
Fully vaccinated according to national schedule (12–23 months)	0.432	0.069	84	37	1.332	0.161	0.293	0.570
Received MCV 2 vaccination (24–35 months)	0.565	0.070	70	27	1.141	0.124	0.425	0.705
Fully vaccinated according to national schedule (24–35 months)	0.302	0.063	70	27	1.105	0.210	0.175	0.428
Sought treatment for diarrhoea	0.801	0.073	41	16	1.197	0.091	0.655	0.946
Treated with ORS	0.715	0.068	41	16	0.902	0.096	0.579	0.852
Height-for-age (-3SD)	0.031	0.010	407	165	1.144	0.309	0.012	0.050
Height-for-age (-2SD)	0.218	0.028	407	165	1.264	0.127	0.163	0.274
Weight-for-height (-2SD)	0.048	0.017	413	168	1.539	0.347	0.015	0.081
Weight-for-height (+2SD)	0.035	0.010	413	168	1.117	0.281	0.015	0.054
Weight-for-age (-2SD)	0.139	0.021	409	165	1.153	0.149	0.097	0.180
Exclusive breastfeeding	0.725	0.122	23	9	1.268	0.169	0.480	0.970
Minimum dietary diversity (children 6–23 months)	0.258	0.063	54	24	1.041	0.242	0.133	0.384
Body Mass Index (BMI) <18.5	0.146	0.025	241	91	1.081	0.170	0.097	0.196
Body Mass Index (BMI) ≥25.0	0.252	0.029	241	91	1.021	0.114	0.194	0.309
Body Mass Index-for-age (-2SD)	0.000	0.000	40	14	na	na	0.000	0.000
Body Mass Index-for-age (+1SD)	0.054	0.050	40	14	1.330	0.913	0.000	0.153
Minimum dietary diversity (women 15–49)	0.471	0.017	591	228	0.826	0.036	0.437	0.505
Child slept under an ITN last night	0.166	0.024	422	170	1.236	0.145	0.118	0.214
Pregnant women slept under an ITN last night	0.169	0.077	24	10	1.047	0.458	0.014	0.324
Received 3+ doses of SP/Fansidar	0.003	0.003	80	33	0.518	1.013	0.000	0.010
Child has fever in last 2 weeks	0.087	0.014	387	160	0.992	0.158	0.060	0.115
Child had blood taken from finger/heel	0.151	0.070	35	14	1.155	0.462	0.011	0.290

(Continued...)

Table B.32—Continued

VARIABLE	R	SE	N	WN	DEFT	SE/R	R-2SE	R+2SE
WOMEN								
Child took ACT	na	na	-	-	na	na	0.000	na
Discriminatory attitudes towards people with HIV	0.151	0.027	304	116	1.326	0.181	0.096	0.206
Condom use at last sex	0.411	0.067	66	26	1.090	0.162	0.278	0.544
Tested for HIV in the past 12 months and received the results of the last test	0.452	0.050	304	116	1.740	0.111	0.352	0.551
Employed in last 12 months	0.549	0.038	361	143	1.430	0.068	0.474	0.625
Employed in last 12 months, but not paid	0.544	0.050	204	79	1.433	0.092	0.443	0.644
Mobile phone ownership	0.727	0.021	591	228	1.121	0.028	0.686	0.768
Have and use a bank account or mobile phone for financial transactions	0.780	0.023	591	228	1.327	0.029	0.734	0.825
Participate in decisionmaking (all three decisions)	0.697	0.027	361	143	1.097	0.038	0.644	0.750
Agree with at least one specified reason a husband is justified in wife beating	0.568	0.024	591	228	1.157	0.042	0.521	0.616
Make own decisions about sexual relations, contraceptive use, and reproductive care	0.686	0.033	186	72	0.955	0.048	0.621	0.751
Experienced physical violence since age 15 by any perpetrator	0.302	0.027	341	119	1.065	0.088	0.249	0.355
Experienced sexual violence by any perpetrator ever	0.069	0.014	341	119	1.012	0.202	0.041	0.097
Experienced sexual violence by any non-intimate partner	0.022	0.010	341	119	1.204	0.439	0.003	0.041
Experienced physical/sexual violence by the current or most recent husband or intimate partner ever	0.240	0.024	301	103	0.977	0.100	0.192	0.288
Experienced emotional/physical/sexual violence by any husband or intimate partner ever in the past 12 months	0.259	0.028	301	103	1.112	0.109	0.203	0.315
MEN								
No education	0.000	0.000	296	110	na	na	0.000	0.000
Secondary education or higher	0.631	0.045	290	109	1.591	0.072	0.540	0.721
Literacy	0.971	0.010	296	110	1.073	0.011	0.951	0.992
Use of the internet in last 12 months	0.556	0.033	296	110	1.128	0.059	0.491	0.621
Current tobacco use	0.059	0.012	296	110	0.866	0.202	0.035	0.082
Want no more children	0.528	0.054	145	54	1.300	0.103	0.419	0.636
Discriminatory attitudes towards people with HIV	0.166	0.027	296	110	1.242	0.162	0.112	0.219
Condom use at last sex	0.659	0.038	145	55	0.957	0.057	0.584	0.735
Tested for HIV in the past 12 months and received the results of the last test	0.388	0.031	296	110	1.109	0.081	0.325	0.451
Male circumcision	0.875	0.025	296	110	1.314	0.029	0.825	0.926
Mobile phone ownership	0.764	0.025	296	110	1.001	0.032	0.715	0.814
Have and use a bank account or mobile phone for financial transactions	0.772	0.025	296	110	1.042	0.033	0.721	0.823
Agree with at least one specified reason a husband is justified in wife beating	0.550	0.052	296	110	1.788	0.094	0.446	0.654

Table B.33 Sampling errors: Nandi sample, Kenya 2022

VARIABLE	R	SE	N	WN	DEFT	SE/R	R-2SE	R+2SE
HOUSEHOLDS AND POPULATION								
Births registered with civil authority	0.687	0.038	371	304	1.314	0.055	0.611	0.763
Ownership of at least one ITN	0.840	0.037	828	732	2.918	0.044	0.766	0.915
Ownership of at least one ITN for every two persons	0.690	0.024	823	728	1.508	0.035	0.641	0.739
At least basic drinking water service	0.462	0.054	3,178	2,681	2.676	0.118	0.353	0.571
Water available when needed	0.754	0.035	3,178	2,681	2.006	0.047	0.683	0.825
At least basic sanitation service	0.369	0.033	3,178	2,681	1.642	0.088	0.303	0.434
Using open defecation	0.020	0.014	3,178	2,681	2.049	0.690	0.000	0.047
Using a handwashing facility with soap and water	0.657	0.025	2,800	2,391	1.198	0.038	0.607	0.707
WOMEN								
No education	0.007	0.003	721	622	0.900	0.413	0.001	0.012
Secondary education or higher	0.545	0.053	720	620	2.846	0.097	0.439	0.651
Literacy	0.975	0.009	721	622	1.482	0.009	0.958	0.992
Use of the internet in last 12 months	0.364	0.042	721	622	2.325	0.115	0.281	0.448
Current tobacco use	0.000	0.000	392	332	na	na	0.000	0.000
Total fertility rate (3 years)	3.036	0.246	2,040	1,765	1.276	0.081	2.543	3.528
Currently pregnant	0.039	0.008	721	622	1.105	0.204	0.023	0.055
Mean number of children ever born to women age 40–49	4.503	0.201	132	111	1.296	0.045	4.102	4.904
Median birth interval	53.612	2.724	253	211	1.017	0.051	48.165	59.059
Ideal number of children	3.444	0.092	392	332	1.408	0.027	3.260	3.628
Total wanted fertility rate (3 years)	2.305	0.276	1,106	943	1.305	0.120	1.752	2.857
Currently using any contraceptive method	0.656	0.032	389	327	1.346	0.050	0.591	0.721
Currently using any modern method	0.600	0.031	389	327	1.240	0.051	0.538	0.662
Currently using pill	0.034	0.009	389	327	0.964	0.260	0.016	0.052
Currently using injectables	0.298	0.028	389	327	1.200	0.094	0.242	0.354
Currently using implants	0.210	0.029	389	327	1.393	0.137	0.152	0.268
Currently using male condoms	0.030	0.021	389	327	2.385	0.698	0.000	0.071
Currently using any traditional method	0.056	0.015	389	327	1.278	0.266	0.026	0.086
Unmet need for spacing	0.073	0.020	203	173	1.067	0.267	0.034	0.112
Unmet need for limiting	0.104	0.022	203	173	1.041	0.215	0.059	0.149
Unmet need total	0.177	0.029	203	173	1.066	0.162	0.120	0.235
Demand satisfied by modern methods	0.719	0.048	164	141	1.380	0.067	0.622	0.816
Participation in decisionmaking about family planning	0.924	0.023	203	173	1.225	0.025	0.878	0.970
Not exposed to any of the eight media sources	0.118	0.022	392	332	1.317	0.182	0.075	0.161
Neonatal mortality (0–9 years)	23.816	7.180	688	568	1.063	0.301	9.456	38.176
Post-neonatal mortality (0–9 years)	8.891	3.498	690	571	0.959	0.393	1.895	15.888
Infant mortality (0–9 years)	32.707	8.581	688	568	1.135	0.262	15.546	49.868
Child mortality (0–9 years)	6.714	6.186	684	568	1.913	0.921	0.000	19.085
Under-5 mortality (0–9 years)	39.202	9.681	689	571	1.181	0.247	19.840	58.563
Perinatal mortality rate	27.678	9.654	364	303	1.104	0.349	8.370	46.985
Stillbirth rate	12.459	8.447	364	303	1.421	0.678	0.000	29.354
Early neonatal rate	15.411	6.475	360	299	0.983	0.420	2.460	28.361
Received ANC from a skilled provider	0.976	0.013	134	116	0.992	0.013	0.950	1.000
4+ ANC visits	0.621	0.046	134	116	1.085	0.074	0.530	0.713
8+ ANC visits	0.028	0.014	134	116	1.018	0.525	0.000	0.056
Took any iron-containing supplements	0.807	0.037	134	116	1.090	0.046	0.733	0.882
Mothers protected against tetanus for last birth	0.757	0.038	134	116	1.012	0.050	0.682	0.832
Delivered in a health facility	0.856	0.039	136	118	1.348	0.046	0.777	0.934
Delivered by a skilled provider	0.871	0.038	136	118	1.336	0.043	0.796	0.946
Delivered by C-section	0.101	0.032	136	118	1.250	0.312	0.038	0.165
Women with postnatal check during first 2 days	0.678	0.036	134	116	0.889	0.053	0.606	0.750
Newborns with postnatal check during first 2 days	0.805	0.036	134	116	1.034	0.044	0.734	0.877
Any problem accessing health care	0.474	0.036	392	332	1.410	0.075	0.403	0.546
Ever had vaccination card	1.000	0.000	57	52	na	0.000	1.000	1.000
Received BCG vaccination	1.000	0.000	57	52	na	0.000	1.000	1.000
Received DPT-HepB-Hib vaccination (3 doses)	0.958	0.023	57	52	0.905	0.024	0.913	1.000
Received pneumococcal vaccination (3 doses)	0.942	0.027	57	52	0.924	0.029	0.888	0.997
Received MCV 1 vaccination (12–23 months)	0.939	0.038	57	52	1.277	0.041	0.862	1.000
Fully vaccinated according to national schedule (12–23 months)	0.650	0.067	57	52	1.117	0.103	0.516	0.785
Received MCV 2 vaccination (24–35 months)	0.787	0.055	75	56	1.099	0.070	0.678	0.896
Fully vaccinated according to national schedule (24–35 months)	0.516	0.074	75	56	1.219	0.143	0.368	0.664
Sought treatment for diarrhoea	0.616	0.089	40	28	1.010	0.144	0.439	0.794
Treated with ORS	0.530	0.094	40	28	1.160	0.177	0.342	0.718
Height-for-age (-3SD)	0.026	0.007	379	313	0.826	0.274	0.012	0.040
Height-for-age (-2SD)	0.151	0.026	379	313	1.233	0.175	0.098	0.204
Weight-for-height (-2SD)	0.040	0.011	380	314	1.043	0.289	0.017	0.062
Weight-for-height (+2SD)	0.026	0.007	380	314	0.843	0.276	0.012	0.040
Weight-for-age (-2SD)	0.090	0.017	379	313	1.023	0.189	0.056	0.125
Exclusive breastfeeding	0.577	0.101	20	15	0.894	0.174	0.376	0.779
Minimum dietary diversity (children 6–23 months)	0.206	0.064	47	41	1.073	0.311	0.078	0.334
Body Mass Index (BMI) <18.5	0.111	0.025	280	243	1.346	0.227	0.061	0.161
Body Mass Index (BMI) ≥25.0	0.329	0.034	280	243	1.220	0.104	0.261	0.397
Body Mass Index-for-age (-2SD)	0.006	0.006	76	63	0.693	1.003	0.000	0.019
Body Mass Index-for-age (+1SD)	0.056	0.024	76	63	0.909	0.436	0.007	0.105
Minimum dietary diversity (women 15–49)	0.176	0.020	721	622	1.424	0.115	0.136	0.217
Child slept under an ITN last night	0.717	0.029	390	323	1.051	0.040	0.660	0.774
Pregnant women slept under an ITN last night	0.778	0.072	31	24	0.900	0.092	0.635	0.921
Received 3+ doses of SP/Fansidar	0.205	0.058	71	58	1.205	0.284	0.088	0.322
Child has fever in last 2 weeks	0.132	0.024	347	289	1.205	0.178	0.085	0.179
Child had blood taken from finger/heel	0.346	0.067	52	38	0.893	0.192	0.213	0.479

(Continued...)

Table B.33—Continued

VARIABLE	R	SE	N	WN	DEFT	SE/R	R-2SE	R+2SE
WOMEN								
Child took ACT	1.000	0.000	9	8	na	0.000	1.000	1.000
Discriminatory attitudes towards people with HIV	0.194	0.032	392	332	1.576	0.163	0.131	0.258
Condom use at last sex	0.310	0.069	98	83	1.466	0.223	0.171	0.449
Tested for HIV in the past 12 months and received the results of the last test	0.424	0.035	392	332	1.406	0.083	0.354	0.495
Employed in last 12 months	0.750	0.040	389	327	1.835	0.054	0.669	0.831
Employed in last 12 months, but not paid	0.346	0.042	299	245	1.524	0.122	0.262	0.430
Mobile phone ownership	0.739	0.032	721	622	1.940	0.043	0.676	0.803
Have and use a bank account or mobile phone for financial transactions	0.767	0.030	721	622	1.877	0.039	0.708	0.827
Participate in decisionmaking (all three decisions)	0.541	0.034	389	327	1.326	0.062	0.474	0.609
Agree with at least one specified reason a husband is justified in wife beating	0.517	0.044	721	622	2.371	0.086	0.429	0.606
Make own decisions about sexual relations, contraceptive use, and reproductive care	0.698	0.028	203	173	0.875	0.040	0.642	0.755
Experienced physical violence since age 15 by any perpetrator	0.394	0.034	376	334	1.344	0.086	0.326	0.462
Experienced sexual violence by any perpetrator ever	0.060	0.013	376	334	1.061	0.217	0.034	0.086
Experienced sexual violence by any non-intimate partner	0.027	0.012	376	334	1.379	0.427	0.004	0.050
Experienced physical/sexual violence by the current or most recent husband or intimate partner ever	0.237	0.028	339	290	1.196	0.117	0.182	0.293
Experienced emotional/physical/sexual violence by any husband or intimate partner ever in the past 12 months	0.196	0.027	339	290	1.243	0.137	0.142	0.250
MEN								
No education	0.013	0.006	334	265	1.033	0.492	0.000	0.026
Secondary education or higher	0.551	0.064	332	263	2.326	0.116	0.423	0.679
Literacy	0.938	0.018	334	265	1.380	0.019	0.902	0.975
Use of the internet in last 12 months	0.479	0.056	334	265	2.020	0.116	0.367	0.590
Current tobacco use	0.097	0.020	334	265	1.249	0.209	0.056	0.137
Want no more children	0.511	0.046	162	125	1.162	0.090	0.420	0.603
Discriminatory attitudes towards people with HIV	0.096	0.022	332	263	1.339	0.227	0.052	0.139
Condom use at last sex	0.882	0.034	137	109	1.215	0.038	0.814	0.949
Tested for HIV in the past 12 months and received the results of the last test	0.281	0.028	334	265	1.124	0.099	0.226	0.336
Male circumcision	0.943	0.014	334	265	1.128	0.015	0.915	0.972
Mobile phone ownership	0.802	0.036	334	265	1.637	0.045	0.730	0.874
Have and use a bank account or mobile phone for financial transactions	0.773	0.036	334	265	1.574	0.047	0.701	0.846
Agree with at least one specified reason a husband is justified in wife beating	0.144	0.027	334	265	1.411	0.189	0.090	0.199

Table B.34 Sampling errors: Baringo sample, Kenya 2022

VARIABLE	R	SE	N	WN	DEFT	SE/R	R-2SE	R+2SE
HOUSEHOLDS AND POPULATION								
Births registered with civil authority	0.603	0.076	458	272	2.763	0.126	0.452	0.755
Ownership of at least one ITN	0.638	0.052	774	432	2.972	0.081	0.535	0.741
Ownership of at least one ITN for every two persons	0.376	0.046	769	429	2.634	0.123	0.284	0.469
At least basic drinking water service	0.387	0.051	3,348	1,967	2.540	0.131	0.286	0.489
Water available when needed	0.440	0.045	3,348	1,967	2.172	0.102	0.350	0.530
At least basic sanitation service	0.459	0.056	3,348	1,967	2.664	0.122	0.347	0.570
Using open defecation	0.336	0.076	3,348	1,967	3.663	0.225	0.185	0.487
Using a handwashing facility with soap and water	0.476	0.025	3,269	1,920	1.187	0.053	0.426	0.527
WOMEN								
No education	0.059	0.023	687	378	2.583	0.396	0.012	0.106
Secondary education or higher	0.538	0.044	681	375	2.295	0.082	0.450	0.626
Literacy	0.876	0.032	687	378	2.507	0.036	0.813	0.939
Use of the internet in last 12 months	0.296	0.035	687	378	1.978	0.117	0.227	0.365
Current tobacco use	0.016	0.012	359	193	1.834	0.761	0.000	0.041
Total fertility rate (3 years)	4.394	0.418	1,926	1,048	1.593	0.095	3.558	5.230
Currently pregnant	0.074	0.010	687	378	1.040	0.140	0.054	0.095
Mean number of children ever born to women age 40–49	5.582	0.333	124	66	1.391	0.060	4.917	6.248
Median birth interval	32.697	1.614	343	200	1.461	0.049	29.469	35.926
Ideal number of children	4.479	0.272	354	190	2.134	0.061	3.934	5.023
Total wanted fertility rate (3 years)	3.548	0.506	1,007	536	1.559	0.143	2.535	4.560
Currently using any contraceptive method	0.578	0.041	361	200	1.555	0.070	0.497	0.659
Currently using any modern method	0.477	0.041	361	200	1.554	0.086	0.395	0.559
Currently using pill	0.038	0.009	361	200	0.932	0.249	0.019	0.056
Currently using injectables	0.166	0.024	361	200	1.238	0.146	0.117	0.215
Currently using implants	0.178	0.024	361	200	1.184	0.134	0.130	0.225
Currently using male condoms	0.014	0.008	361	200	1.324	0.581	0.000	0.031
Currently using any traditional method	0.101	0.023	361	200	1.427	0.225	0.056	0.146
Unmet need for spacing	0.100	0.023	188	103	1.044	0.229	0.054	0.146
Unmet need for limiting	0.065	0.020	188	103	1.128	0.312	0.025	0.106
Unmet need total	0.166	0.031	188	103	1.129	0.185	0.104	0.227
Demand satisfied by modern methods	0.622	0.055	137	74	1.312	0.088	0.512	0.732
Participation in decisionmaking about family planning	0.882	0.029	188	103	1.228	0.033	0.823	0.940
Not exposed to any of the eight media sources	0.030	0.009	359	193	1.006	0.303	0.012	0.048
Neonatal mortality (0–9 years)	32.935	6.828	896	515	0.959	0.207	19.280	46.591
Post-neonatal mortality (0–9 years)	17.471	5.305	897	516	1.110	0.304	6.861	28.081
Infant mortality (0–9 years)	50.407	7.471	896	515	0.915	0.148	35.464	65.349
Child mortality (0–9 years)	5.101	3.452	867	499	1.112	0.677	0.000	12.005
Under-5 mortality (0–9 years)	55.251	7.754	898	516	0.911	0.140	39.743	70.758
Perinatal mortality rate	46.256	8.586	461	262	0.879	0.186	29.084	63.428
Stillbirth rate	15.911	8.654	461	262	1.326	0.544	0.000	33.219
Early neonatal rate	30.835	5.978	454	258	0.774	0.194	18.880	42.791
Received ANC from a skilled provider	0.993	0.007	176	99	1.062	0.007	0.980	1.000
4+ ANC visits	0.494	0.058	176	99	1.522	0.117	0.379	0.610
8+ ANC visits	0.009	0.008	176	99	1.102	0.879	0.000	0.025
Took any iron-containing supplements	0.842	0.032	176	99	1.150	0.038	0.779	0.906
Mothers protected against tetanus for last birth	0.760	0.036	176	99	1.105	0.047	0.689	0.832
Delivered in a health facility	0.793	0.062	183	103	2.097	0.078	0.669	0.918
Delivered by a skilled provider	0.830	0.062	183	103	2.244	0.074	0.707	0.954
Delivered by C-section	0.074	0.030	183	103	1.475	0.405	0.014	0.133
Women with postnatal check during first 2 days	0.826	0.052	176	99	1.816	0.063	0.721	0.931
Newborns with postnatal check during first 2 days	0.847	0.053	176	99	1.922	0.062	0.741	0.952
Any problem accessing health care	0.732	0.033	359	193	1.427	0.046	0.665	0.799
Ever had vaccination card	1.000	0.000	79	45	na	0.000	1.000	1.000
Received BCG vaccination	0.983	0.016	79	45	1.120	0.016	0.950	1.000
Received DPT-HepB-Hib vaccination (3 doses)	0.962	0.023	79	45	1.106	0.024	0.916	1.000
Received pneumococcal vaccination (3 doses)	0.951	0.024	79	45	1.012	0.025	0.903	0.999
Received MCV 1 vaccination (12–23 months)	0.885	0.066	79	45	1.871	0.074	0.754	1.000
Fully vaccinated according to national schedule (12–23 months)	0.433	0.082	79	45	1.491	0.191	0.268	0.598
Received MCV 2 vaccination (24–35 months)	0.624	0.058	78	44	1.020	0.093	0.508	0.740
Fully vaccinated according to national schedule (24–35 months)	0.324	0.064	78	44	1.211	0.198	0.196	0.453
Sought treatment for diarrhoea	0.772	0.062	51	31	1.101	0.080	0.647	0.896
Treated with ORS	0.613	0.057	51	31	0.862	0.093	0.499	0.726
Height-for-age (-3SD)	0.047	0.011	439	257	1.096	0.231	0.025	0.069
Height-for-age (-2SD)	0.212	0.018	439	257	0.962	0.086	0.176	0.249
Weight-for-height (-2SD)	0.136	0.036	442	260	2.068	0.268	0.063	0.208
Weight-for-height (+2SD)	0.007	0.004	442	260	0.947	0.529	0.000	0.014
Weight-for-age (-2SD)	0.199	0.028	440	258	1.444	0.141	0.143	0.255
Exclusive breastfeeding	0.434	0.097	24	12	0.938	0.223	0.240	0.627
Minimum dietary diversity (children 6–23 months)	0.446	0.065	70	39	1.080	0.145	0.317	0.576
Body Mass Index (BMI) <18.5	0.205	0.028	261	134	1.068	0.135	0.150	0.261
Body Mass Index (BMI) ≥25.0	0.228	0.033	261	134	1.212	0.143	0.163	0.293
Body Mass Index-for-age (-2SD)	0.069	0.035	66	40	1.162	0.501	0.000	0.139
Body Mass Index-for-age (+1SD)	0.052	0.031	66	40	1.201	0.602	0.000	0.115
Minimum dietary diversity (women 15–49)	0.517	0.040	687	378	2.093	0.077	0.437	0.597
Child slept under an ITN last night	0.538	0.065	450	265	2.395	0.121	0.407	0.669
Pregnant women slept under an ITN last night	0.631	0.089	46	29	1.329	0.141	0.453	0.810
Received 3+ doses of SP/Fansidar	0.035	0.018	96	52	0.959	0.518	0.000	0.071
Child has fever in last 2 weeks	0.174	0.021	430	243	1.126	0.119	0.133	0.216
Child had blood taken from finger/heel	0.354	0.065	76	42	1.202	0.183	0.225	0.484

(Continued...)

Table B.34—Continued

VARIABLE	R	SE	N	WN	DEFT	SE/R	R-2SE	R+2SE
WOMEN								
Child took ACT	1.000	0.000	19	11	na	0.000	1.000	1.000
Discriminatory attitudes towards people with HIV	0.259	0.043	356	192	1.850	0.167	0.172	0.345
Condom use at last sex	0.250	0.054	68	35	1.028	0.218	0.141	0.359
Tested for HIV in the past 12 months and received the results of the last test	0.371	0.032	359	193	1.258	0.087	0.307	0.436
Employed in last 12 months	0.803	0.032	361	200	1.512	0.040	0.740	0.867
Employed in last 12 months, but not paid	0.205	0.035	294	161	1.464	0.169	0.136	0.274
Mobile phone ownership	0.675	0.040	687	378	2.213	0.059	0.596	0.755
Have and use a bank account or mobile phone for financial transactions	0.667	0.036	687	378	2.009	0.054	0.594	0.739
Participate in decisionmaking (all three decisions)	0.432	0.031	361	200	1.188	0.072	0.370	0.494
Agree with at least one specified reason a husband is justified in wife beating	0.737	0.023	687	378	1.365	0.031	0.692	0.783
Make own decisions about sexual relations, contraceptive use, and reproductive care	0.455	0.032	188	103	0.870	0.070	0.392	0.518
Experienced physical violence since age 15 by any perpetrator	0.379	0.037	356	207	1.438	0.098	0.305	0.453
Experienced sexual violence by any perpetrator ever	0.084	0.019	356	207	1.261	0.221	0.047	0.122
Experienced sexual violence by any non-intimate partner	0.016	0.012	356	207	1.795	0.745	0.000	0.040
Experienced physical/sexual violence by the current or most recent husband or intimate partner ever	0.296	0.036	317	175	1.407	0.122	0.223	0.368
Experienced emotional/physical/sexual violence by any husband or intimate partner ever in the past 12 months	0.269	0.042	317	175	1.678	0.156	0.185	0.353
MEN								
No education	0.031	0.028	300	165	2.793	0.910	0.000	0.088
Secondary education or higher	0.565	0.043	300	165	1.511	0.077	0.478	0.652
Literacy	0.943	0.030	300	165	2.203	0.032	0.883	1.000
Use of the internet in last 12 months	0.361	0.041	300	165	1.489	0.115	0.278	0.444
Current tobacco use	0.066	0.020	300	165	1.383	0.301	0.026	0.106
Want no more children	0.407	0.050	133	70	1.164	0.123	0.307	0.506
Discriminatory attitudes towards people with HIV	0.243	0.032	294	161	1.266	0.131	0.179	0.306
Condom use at last sex	0.830	0.039	82	46	0.944	0.047	0.751	0.908
Tested for HIV in the past 12 months and received the results of the last test	0.263	0.026	300	165	1.008	0.098	0.212	0.315
Male circumcision	0.798	0.034	300	165	1.478	0.043	0.730	0.867
Mobile phone ownership	0.732	0.034	300	165	1.342	0.047	0.663	0.800
Have and use a bank account or mobile phone for financial transactions	0.708	0.036	300	165	1.350	0.050	0.636	0.779
Agree with at least one specified reason a husband is justified in wife beating	0.404	0.042	300	165	1.483	0.104	0.320	0.488

Table B.35 Sampling errors: Laikipia sample, Kenya 2022

VARIABLE	R	SE	N	WN	DEFT	SE/R	R-2SE	R+2SE
HOUSEHOLDS AND POPULATION								
Births registered with civil authority	0.804	0.025	282	163	0.887	0.031	0.755	0.853
Ownership of at least one ITN	0.249	0.021	742	452	1.344	0.086	0.206	0.292
Ownership of at least one ITN for every two persons	0.159	0.019	730	445	1.373	0.117	0.122	0.197
At least basic drinking water service	0.697	0.059	2,486	1,467	2.809	0.084	0.580	0.814
Water available when needed	0.605	0.051	2,486	1,467	2.381	0.085	0.503	0.708
At least basic sanitation service	0.316	0.040	2,486	1,467	2.002	0.126	0.236	0.395
Using open defecation	0.070	0.042	2,486	1,467	3.273	0.590	0.000	0.154
Using a handwashing facility with soap and water	0.574	0.024	2,264	1,336	1.046	0.041	0.526	0.621
WOMEN								
No education	0.055	0.024	576	332	2.493	0.431	0.008	0.103
Secondary education or higher	0.610	0.042	573	329	2.067	0.069	0.525	0.694
Literacy	0.915	0.028	576	332	2.362	0.030	0.859	0.970
Use of the internet in last 12 months	0.425	0.044	576	332	2.142	0.104	0.336	0.513
Current tobacco use	0.018	0.009	300	173	1.197	0.505	0.000	0.037
Total fertility rate (3 years)	3.384	0.285	1,595	920	1.244	0.084	2.814	3.954
Currently pregnant	0.059	0.011	576	332	1.166	0.194	0.036	0.082
Mean number of children ever born to women age 40–49	4.324	0.266	123	70	1.344	0.062	3.791	4.856
Median birth interval	44.606	4.880	207	116	1.740	0.109	34.846	54.365
Ideal number of children	3.497	0.127	300	173	1.397	0.036	3.243	3.751
Total wanted fertility rate (3 years)	2.607	0.313	849	491	1.327	0.120	1.980	3.234
Currently using any contraceptive method	0.723	0.031	280	161	1.173	0.043	0.660	0.786
Currently using any modern method	0.645	0.033	280	161	1.139	0.051	0.579	0.710
Currently using pill	0.121	0.027	280	161	1.397	0.226	0.066	0.175
Currently using injectables	0.240	0.029	280	161	1.118	0.119	0.183	0.297
Currently using implants	0.150	0.026	280	161	1.237	0.177	0.097	0.203
Currently using male condoms	0.012	0.006	280	161	0.929	0.514	0.000	0.023
Currently using any traditional method	0.078	0.015	280	161	0.921	0.189	0.049	0.108
Unmet need for spacing	0.026	0.014	145	84	1.063	0.547	0.000	0.054
Unmet need for limiting	0.022	0.012	145	84	0.991	0.553	0.000	0.046
Unmet need total	0.047	0.017	145	84	0.937	0.350	0.014	0.081
Demand satisfied by modern methods	0.830	0.032	116	68	0.924	0.039	0.766	0.895
Participation in decisionmaking about family planning	0.958	0.019	145	84	1.142	0.020	0.920	0.996
Not exposed to any of the eight media sources	0.070	0.014	300	173	0.957	0.202	0.042	0.098
Neonatal mortality (0–9 years)	20.484	6.128	574	325	1.060	0.299	8.227	32.740
Post-neonatal mortality (0–9 years)	23.380	8.204	579	328	1.053	0.351	6.972	39.788
Infant mortality (0–9 years)	43.863	11.037	574	325	1.184	0.252	21.789	65.938
Child mortality (0–9 years)	6.906	4.958	575	324	1.086	0.718	0.000	16.822
Under-5 mortality (0–9 years)	50.466	11.622	576	326	1.148	0.230	27.222	73.709
Perinatal mortality rate	27.750	9.464	290	166	0.994	0.341	8.821	46.679
Stillbirth rate	11.450	6.784	290	166	1.092	0.592	0.000	25.017
Early neonatal rate	16.489	6.858	287	164	0.915	0.416	2.773	30.205
Received ANC from a skilled provider	0.990	0.010	106	64	1.018	0.010	0.970	1.000
4+ ANC visits	0.655	0.048	106	64	1.027	0.073	0.559	0.750
8+ ANC visits	0.014	0.009	106	64	0.836	0.694	0.000	0.032
Took any iron-containing supplements	0.917	0.025	106	64	0.941	0.028	0.866	0.968
Mothers protected against tetanus for last birth	0.842	0.038	106	64	1.054	0.045	0.767	0.917
Delivered in a health facility	0.900	0.041	108	65	1.455	0.045	0.819	0.982
Delivered by a skilled provider	0.926	0.029	108	65	1.181	0.031	0.869	0.984
Delivered by C-section	0.124	0.037	108	65	1.182	0.296	0.050	0.197
Women with postnatal check during first 2 days	0.698	0.048	106	64	1.062	0.068	0.603	0.793
Newborns with postnatal check during first 2 days	0.822	0.046	106	64	1.216	0.055	0.731	0.913
Any problem accessing health care	0.322	0.033	300	173	1.236	0.104	0.256	0.389
Ever had vaccination card	0.982	0.018	61	36	1.066	0.018	0.946	1.000
Received BCG vaccination	0.939	0.029	61	36	0.966	0.031	0.882	0.997
Received DPT-HepB-Hib vaccination (3 doses)	0.919	0.040	61	36	1.171	0.044	0.839	0.999
Received pneumococcal vaccination (3 doses)	0.943	0.038	61	36	1.317	0.041	0.866	1.000
Received MCV 1 vaccination (12–23 months)	0.905	0.047	61	36	1.273	0.052	0.811	0.999
Fully vaccinated according to national schedule (12–23 months)	0.555	0.075	61	36	1.204	0.136	0.404	0.705
Received MCV 2 vaccination (24–35 months)	0.775	0.066	52	29	1.057	0.085	0.642	0.907
Fully vaccinated according to national schedule (24–35 months)	0.332	0.072	52	29	1.073	0.217	0.188	0.476
Sought treatment for diarrhoea	0.503	0.087	32	19	1.011	0.174	0.329	0.678
Treated with ORS	0.452	0.102	32	19	1.190	0.227	0.247	0.656
Height-for-age (-3SD)	0.025	0.009	273	158	0.915	0.347	0.008	0.043
Height-for-age (-2SD)	0.126	0.017	273	158	0.776	0.134	0.093	0.160
Weight-for-height (-2SD)	0.026	0.010	275	160	1.025	0.386	0.006	0.045
Weight-for-height (+2SD)	0.033	0.013	275	160	1.161	0.391	0.007	0.059
Weight-for-age (-2SD)	0.066	0.015	273	158	0.950	0.220	0.037	0.096
Exclusive breastfeeding	0.586	0.127	8	6	0.708	0.217	0.332	0.841
Minimum dietary diversity (children 6–23 months)	0.328	0.081	39	24	1.062	0.247	0.166	0.490
Body Mass Index (BMI) <18.5	0.091	0.028	224	131	1.456	0.306	0.035	0.147
Body Mass Index (BMI) ≥25.0	0.448	0.040	224	131	1.208	0.089	0.368	0.528
Body Mass Index-for-age (-2SD)	0.039	0.022	54	30	0.815	0.560	0.000	0.082
Body Mass Index-for-age (+1SD)	0.081	0.038	54	30	1.001	0.464	0.006	0.157
Minimum dietary diversity (women 15–49)	0.636	0.035	576	332	1.735	0.055	0.566	0.705
Child slept under an ITN last night	0.237	0.035	280	162	1.147	0.148	0.167	0.307
Pregnant women slept under an ITN last night	0.065	0.044	33	20	1.020	0.677	0.000	0.153
Received 3+ doses of SP/Fansidar	0.016	0.016	51	32	0.899	1.001	0.000	0.048
Child has fever in last 2 weeks	0.090	0.017	272	155	0.884	0.188	0.056	0.124
Child had blood taken from finger/heel	0.138	0.072	26	14	1.006	0.520	0.000	0.281

(Continued...)

Table B.35—Continued

VARIABLE	R	SE	N	WN	DEFT	SE/R	R-2SE	R+2SE
WOMEN								
Child took ACT	na	na	0	0	na	na	0.000	na
Discriminatory attitudes towards people with HIV	na	na	-	-	na	na	0.000	na
Condom use at last sex	0.209	0.026	300	173	1.090	0.123	0.157	0.260
Tested for HIV in the past 12 months and received the results of the last test	0.364	0.055	63	35	0.896	0.150	0.255	0.474
Employed in last 12 months	0.468	0.039	300	173	1.349	0.083	0.390	0.546
Employed in last 12 months, but not paid	0.791	0.040	280	161	1.654	0.051	0.710	0.872
Mobile phone ownership	0.220	0.032	222	127	1.158	0.147	0.155	0.284
Have and use a bank account or mobile phone for financial transactions	0.778	0.028	576	332	1.608	0.036	0.722	0.834
Participate in decisionmaking (all three decisions)	0.785	0.023	576	332	1.363	0.030	0.739	0.832
Agree with at least one specified reason a husband is justified in wife beating	0.634	0.036	280	161	1.237	0.056	0.562	0.705
Make own decisions about sexual relations, contraceptive use, and reproductive care	0.370	0.029	576	332	1.457	0.079	0.311	0.428
Experienced physical violence since age 15 by any perpetrator	0.665	0.034	145	84	0.874	0.052	0.596	0.733
Experienced sexual violence by any perpetrator ever	0.345	0.037	288	175	1.320	0.107	0.271	0.419
Experienced sexual violence by any non-intimate partner	0.109	0.018	288	175	0.996	0.168	0.072	0.145
Experienced physical/sexual violence by the current or most recent husband or intimate partner ever	0.064	0.016	288	175	1.087	0.246	0.032	0.095
Experienced emotional/physical/sexual violence by any husband or intimate partner ever in the past 12 months	0.266	0.039	247	139	1.398	0.148	0.187	0.345
MEN								
No education	0.026	0.012	243	145	1.168	0.461	0.002	0.050
Secondary education or higher	0.690	0.042	231	139	1.370	0.061	0.606	0.774
Literacy	0.960	0.014	243	145	1.105	0.015	0.932	0.988
Use of the internet in last 12 months	0.650	0.042	243	145	1.354	0.064	0.567	0.733
Current tobacco use	0.174	0.028	243	145	1.134	0.159	0.118	0.229
Want no more children	0.221	0.046	101	64	1.103	0.207	0.129	0.313
Discriminatory attitudes towards people with HIV	0.244	0.035	242	145	1.264	0.143	0.174	0.314
Condom use at last sex	0.696	0.052	98	57	1.114	0.075	0.592	0.800
Tested for HIV in the past 12 months and received the results of the last test	0.337	0.040	243	145	1.306	0.118	0.258	0.417
Male circumcision	0.984	0.008	243	145	1.014	0.008	0.968	1.000
Mobile phone ownership	0.851	0.030	243	145	1.323	0.036	0.790	0.912
Have and use a bank account or mobile phone for financial transactions	0.828	0.042	243	145	1.719	0.050	0.745	0.912
Agree with at least one specified reason a husband is justified in wife beating	0.454	0.039	243	145	1.208	0.085	0.377	0.531

Table B.36 Sampling errors: Nakuru sample, Kenya 2022

VARIABLE	R	SE	N	WN	DEFT	SE/R	R-2SE	R+2SE
HOUSEHOLDS AND POPULATION								
Births registered with civil authority	0.573	0.037	422	893	1.328	0.064	0.500	0.646
Ownership of at least one ITN	0.275	0.039	938	2,018	2.660	0.142	0.197	0.353
Ownership of at least one ITN for every two persons	0.153	0.025	933	2,006	2.122	0.164	0.103	0.203
At least basic drinking water service	0.726	0.044	3,229	6,850	2.422	0.060	0.638	0.814
Water available when needed	0.555	0.033	3,229	6,850	1.720	0.059	0.490	0.621
At least basic sanitation service	0.433	0.042	3,229	6,850	2.226	0.098	0.348	0.518
Using open defecation	0.000	0.000	3,229	6,850	na	na	0.000	0.000
Using a handwashing facility with soap and water	0.692	0.020	3,057	6,505	1.095	0.029	0.653	0.732
WOMEN								
No education	0.009	0.003	782	1,658	0.913	0.347	0.003	0.015
Secondary education or higher	0.652	0.027	780	1,653	1.573	0.041	0.598	0.706
Literacy	0.968	0.007	782	1,658	1.147	0.008	0.953	0.982
Use of the internet in last 12 months	0.564	0.035	782	1,658	1.948	0.061	0.495	0.633
Current tobacco use	0.008	0.005	409	862	1.032	0.573	0.000	0.017
Total fertility rate (3 years)	3.362	0.261	2,245	4,771	1.229	0.078	2.839	3.885
Currently pregnant	0.052	0.008	782	1,658	0.993	0.152	0.036	0.068
Mean number of children ever born to women age 40–49	4.265	0.206	155	325	1.077	0.048	3.853	4.676
Median birth interval	44.188	3.191	267	551	1.214	0.072	37.807	50.569
Ideal number of children	3.633	0.077	408	860	1.029	0.021	3.480	3.786
Total wanted fertility rate (3 years)	2.753	0.249	1,181	2,500	0.985	0.091	2.254	3.252
Currently using any contraceptive method	0.725	0.027	431	906	1.251	0.037	0.671	0.779
Currently using any modern method	0.666	0.030	431	906	1.303	0.045	0.607	0.725
Currently using pill	0.086	0.015	431	906	1.082	0.170	0.057	0.115
Currently using injectables	0.235	0.020	431	906	0.995	0.087	0.195	0.276
Currently using implants	0.185	0.020	431	906	1.053	0.106	0.146	0.225
Currently using male condoms	0.020	0.008	431	906	1.172	0.401	0.004	0.035
Currently using any traditional method	0.059	0.015	431	906	1.291	0.249	0.030	0.088
Unmet need for spacing	0.046	0.013	237	501	0.922	0.273	0.021	0.071
Unmet need for limiting	0.037	0.010	237	501	0.781	0.259	0.018	0.056
Unmet need total	0.083	0.017	237	501	0.970	0.210	0.048	0.118
Demand satisfied by modern methods	0.803	0.029	192	402	1.021	0.037	0.744	0.862
Participation in decisionmaking about family planning	0.933	0.019	237	501	1.154	0.020	0.895	0.971
Not exposed to any of the eight media sources	0.109	0.014	409	862	0.918	0.130	0.081	0.137
Neonatal mortality (0–9 years)	25.355	6.909	806	1,666	1.137	0.273	11.537	39.174
Post-neonatal mortality (0–9 years)	15.868	5.132	803	1,658	0.955	0.323	5.603	26.132
Infant mortality (0–9 years)	41.223	7.330	806	1,666	0.941	0.178	26.563	55.883
Child mortality (0–9 years)	10.334	4.265	785	1,616	1.001	0.413	1.804	18.865
Under-5 mortality (0–9 years)	51.132	7.769	807	1,668	0.901	0.152	35.594	66.669
Perinatal mortality rate	34.847	9.061	429	897	1.034	0.260	16.725	52.968
Stillbirth rate	18.567	6.416	429	897	0.984	0.346	5.736	31.399
Early neonatal rate	16.549	6.995	422	883	1.130	0.423	2.560	30.538
Received ANC from a skilled provider	0.977	0.011	164	334	0.964	0.012	0.955	1.000
4+ ANC visits	0.734	0.039	164	334	1.140	0.054	0.655	0.813
8+ ANC visits	0.034	0.017	164	334	1.206	0.501	0.000	0.069
Took any iron-containing supplements	0.935	0.020	164	334	1.026	0.021	0.895	0.975
Mothers protected against tetanus for last birth	0.907	0.028	164	334	1.243	0.031	0.850	0.963
Delivered in a health facility	0.940	0.021	168	342	1.106	0.022	0.899	0.981
Delivered by a skilled provider	0.934	0.023	168	342	1.207	0.025	0.887	0.981
Delivered by C-section	0.145	0.033	168	342	1.140	0.227	0.079	0.211
Women with postnatal check during first 2 days	0.824	0.037	164	334	1.238	0.045	0.751	0.898
Newborns with postnatal check during first 2 days	0.889	0.024	164	334	0.986	0.027	0.840	0.937
Any problem accessing health care	0.509	0.032	409	862	1.293	0.063	0.445	0.574
Ever had vaccination card	0.979	0.015	88	176	0.930	0.015	0.950	1.000
Received BCG vaccination	0.991	0.009	88	176	0.886	0.009	0.972	1.000
Received DPT-HepB-Hib vaccination (3 doses)	0.991	0.009	88	176	0.886	0.009	0.972	1.000
Received pneumococcal vaccination (3 doses)	0.956	0.020	88	176	0.909	0.021	0.916	0.997
Received MCV 1 vaccination (12–23 months)	0.924	0.025	88	176	0.852	0.027	0.875	0.974
Fully vaccinated according to national schedule (12–23 months)	0.692	0.045	88	176	0.887	0.065	0.603	0.782
Received MCV 2 vaccination (24–35 months)	0.802	0.048	79	168	1.022	0.060	0.706	0.898
Fully vaccinated according to national schedule (24–35 months)	0.576	0.059	79	168	1.050	0.103	0.458	0.694
Sought treatment for diarrhoea	0.516	0.093	54	122	1.432	0.181	0.330	0.703
Treated with ORS	0.425	0.091	54	122	1.421	0.215	0.243	0.608
Height-for-age (-3SD)	0.053	0.012	432	913	0.979	0.224	0.029	0.077
Height-for-age (-2SD)	0.185	0.019	432	913	0.953	0.106	0.146	0.223
Weight-for-height (-2SD)	0.030	0.008	433	915	0.934	0.253	0.015	0.046
Weight-for-height (+2SD)	0.039	0.010	433	915	1.024	0.245	0.020	0.058
Weight-for-age (-2SD)	0.092	0.016	432	913	1.034	0.175	0.060	0.124
Exclusive breastfeeding	0.412	0.089	16	34	0.708	0.215	0.235	0.589
Minimum dietary diversity (children 6–23 months)	0.385	0.064	63	132	1.027	0.165	0.258	0.512
Body Mass Index (BMI) <18.5	0.055	0.012	314	664	0.907	0.213	0.031	0.078
Body Mass Index (BMI) ≥25.0	0.508	0.026	314	664	0.934	0.052	0.455	0.561
Body Mass Index-for-age (-2SD)	0.000	0.000	59	118	na	na	0.000	0.000
Body Mass Index-for-age (+1SD)	0.267	0.083	59	118	1.395	0.310	0.101	0.432
Minimum dietary diversity (women 15–49)	0.615	0.029	782	1,658	1.637	0.046	0.558	0.672
Child slept under an ITN last night	0.229	0.031	438	930	1.371	0.136	0.167	0.291
Pregnant women slept under an ITN last night	0.076	0.053	40	87	1.272	0.696	0.000	0.183
Received 3+ doses of SP/Fansidar	0.022	0.016	79	166	0.945	0.719	0.000	0.053
Child has fever in last 2 weeks	0.196	0.025	408	853	1.177	0.126	0.147	0.246
Child had blood taken from finger/heel	0.186	0.037	76	167	0.845	0.199	0.112	0.261

(Continued...)

Table B.36—Continued

VARIABLE	R	SE	N	WN	DEFT	SE/R	R-2SE	R+2SE
WOMEN								
Child took ACT	0.406	0.184	8	16	0.972	0.452	0.039	0.773
Discriminatory attitudes towards people with HIV	0.203	0.024	406	856	1.197	0.118	0.155	0.251
Condom use at last sex	0.416	0.063	80	172	1.130	0.151	0.290	0.541
Tested for HIV in the past 12 months and received the results of the last test	0.427	0.031	409	862	1.245	0.071	0.366	0.488
Employed in last 12 months	0.655	0.027	431	906	1.176	0.041	0.601	0.709
Employed in last 12 months, but not paid	0.169	0.022	281	594	0.964	0.128	0.126	0.213
Mobile phone ownership	0.803	0.020	782	1,658	1.429	0.025	0.762	0.844
Have and use a bank account or mobile phone for financial transactions	0.825	0.020	782	1,658	1.485	0.024	0.785	0.866
Participate in decisionmaking (all three decisions)	0.526	0.033	431	906	1.348	0.062	0.461	0.591
Agree with at least one specified reason a husband is justified in wife beating	0.435	0.029	782	1,658	1.622	0.066	0.377	0.492
Make own decisions about sexual relations, contraceptive use, and reproductive care	0.652	0.039	237	501	1.255	0.060	0.574	0.729
Experienced physical violence since age 15 by any perpetrator	0.235	0.022	430	898	1.097	0.096	0.190	0.280
Experienced sexual violence by any perpetrator ever	0.138	0.017	430	898	1.038	0.125	0.104	0.173
Experienced sexual violence by any non-intimate partner	0.077	0.016	430	898	1.218	0.204	0.045	0.108
Experienced physical/sexual violence by the current or most recent husband or intimate partner ever	0.240	0.025	396	800	1.162	0.104	0.190	0.290
Experienced emotional/physical/sexual violence by any husband or intimate partner ever in the past 12 months	0.176	0.017	396	800	0.896	0.097	0.142	0.210
MEN								
No education	0.009	0.005	327	670	0.982	0.584	0.000	0.019
Secondary education or higher	0.630	0.033	326	664	1.228	0.052	0.564	0.696
Literacy	0.952	0.014	327	670	1.212	0.015	0.924	0.981
Use of the internet in last 12 months	0.690	0.040	327	670	1.551	0.058	0.610	0.769
Current tobacco use	0.095	0.019	327	670	1.147	0.196	0.058	0.132
Want no more children	0.273	0.049	155	320	1.355	0.179	0.175	0.371
Discriminatory attitudes towards people with HIV	0.184	0.025	326	669	1.146	0.134	0.135	0.234
Condom use at last sex	0.701	0.063	71	149	1.151	0.090	0.575	0.828
Tested for HIV in the past 12 months and received the results of the last test	0.305	0.034	327	670	1.347	0.113	0.236	0.373
Male circumcision	0.954	0.012	327	670	1.058	0.013	0.929	0.979
Mobile phone ownership	0.751	0.040	327	670	1.656	0.053	0.672	0.831
Have and use a bank account or mobile phone for financial transactions	0.789	0.041	327	670	1.813	0.052	0.707	0.871
Agree with at least one specified reason a husband is justified in wife beating	0.187	0.023	327	670	1.058	0.122	0.141	0.232

Table B.37 Sampling errors: Narok sample, Kenya 2022

VARIABLE	R	SE	N	WN	DEFT	SE/R	R-2SE	R+2SE
HOUSEHOLDS AND POPULATION								
Births registered with civil authority	0.740	0.043	567	567	1.940	0.057	0.655	0.825
Ownership of at least one ITN	0.760	0.039	825	790	2.641	0.052	0.681	0.838
Ownership of at least one ITN for every two persons	0.540	0.049	818	776	2.790	0.090	0.442	0.638
At least basic drinking water service	0.482	0.047	3,758	3,740	2.345	0.097	0.388	0.575
Water available when needed	0.673	0.038	3,758	3,740	2.025	0.056	0.597	0.748
At least basic sanitation service	0.315	0.030	3,758	3,740	1.613	0.096	0.255	0.375
Using open defecation	0.247	0.056	3,758	3,740	3.210	0.228	0.134	0.360
Using a handwashing facility with soap and water	0.530	0.032	3,580	3,577	1.561	0.060	0.467	0.594
WOMEN								
No education	0.149	0.036	744	718	2.731	0.240	0.078	0.221
Secondary education or higher	0.414	0.034	743	717	1.884	0.082	0.346	0.483
Literacy	0.805	0.034	744	718	2.306	0.042	0.737	0.872
Use of the internet in last 12 months	0.269	0.034	744	718	2.058	0.125	0.202	0.336
Current tobacco use	0.002	0.002	385	374	0.939	1.021	0.000	0.007
Total fertility rate (3 years)	4.924	0.384	2,067	1,979	1.294	0.078	4.157	5.692
Currently pregnant	0.073	0.010	744	718	1.066	0.140	0.052	0.093
Mean number of children ever born to women age 40–49	6.365	0.295	98	77	1.110	0.046	5.775	6.956
Median birth interval	33.149	1.809	401	405	1.515	0.055	29.530	36.768
Ideal number of children	4.495	0.197	366	356	1.761	0.044	4.101	4.889
Total wanted fertility rate (3 years)	4.275	0.428	1,082	1,047	1.044	0.100	3.419	5.132
Currently using any contraceptive method	0.652	0.021	445	444	0.947	0.033	0.610	0.695
Currently using any modern method	0.522	0.026	445	444	1.101	0.050	0.470	0.574
Currently using pill	0.018	0.005	445	444	0.827	0.293	0.007	0.028
Currently using injectables	0.165	0.021	445	444	1.197	0.128	0.122	0.207
Currently using implants	0.245	0.034	445	444	1.643	0.137	0.177	0.312
Currently using male condoms	0.008	0.005	445	444	1.070	0.559	0.000	0.017
Currently using any traditional method	0.130	0.023	445	444	1.457	0.179	0.084	0.177
Unmet need for spacing	0.091	0.019	237	242	0.995	0.205	0.054	0.128
Unmet need for limiting	0.057	0.020	237	242	1.355	0.360	0.016	0.098
Unmet need total	0.148	0.022	237	242	0.962	0.150	0.103	0.192
Demand satisfied by modern methods	0.684	0.043	188	195	1.278	0.063	0.598	0.771
Participation in decisionmaking about family planning	0.900	0.023	237	242	1.155	0.025	0.854	0.945
Not exposed to any of the eight media sources	0.025	0.009	385	374	1.089	0.345	0.008	0.043
Neonatal mortality (0–9 years)	15.909	4.918	1,054	1,059	1.221	0.309	6.073	25.744
Post-neonatal mortality (0–9 years)	8.002	3.106	1,050	1,057	1.127	0.388	1.789	14.214
Infant mortality (0–9 years)	23.910	6.321	1,055	1,060	1.307	0.264	11.269	36.551
Child mortality (0–9 years)	2.483	1.722	990	995	1.081	0.694	0.000	5.927
Under-5 mortality (0–9 years)	26.334	7.486	1,055	1,060	1.474	0.284	11.361	41.307
Perinatal mortality rate	21.533	7.684	567	575	1.117	0.357	6.165	36.901
Stillbirth rate	12.399	5.504	567	575	1.220	0.444	1.391	23.407
Early neonatal rate	9.249	5.195	558	568	1.094	0.562	0.000	19.638
Received ANC from a skilled provider	0.965	0.013	235	235	1.078	0.013	0.939	0.991
4+ ANC visits	0.553	0.030	235	235	0.922	0.054	0.493	0.613
8+ ANC visits	0.017	0.009	235	235	1.022	0.506	0.000	0.034
Took any iron-containing supplements	0.838	0.034	235	235	1.423	0.041	0.770	0.907
Mothers protected against tetanus for last birth	0.751	0.031	235	235	1.103	0.042	0.688	0.813
Delivered in a health facility	0.693	0.055	243	242	1.888	0.080	0.582	0.804
Delivered by a skilled provider	0.701	0.055	243	242	1.888	0.079	0.591	0.811
Delivered by C-section	0.088	0.024	243	242	1.261	0.269	0.040	0.135
Women with postnatal check during first 2 days	0.691	0.031	235	235	1.038	0.045	0.629	0.754
Newborns with postnatal check during first 2 days	0.725	0.035	235	235	1.199	0.048	0.655	0.795
Any problem accessing health care	0.452	0.028	385	374	1.100	0.062	0.396	0.508
Ever had vaccination card	0.978	0.014	97	95	0.971	0.015	0.949	1.000
Received BCG vaccination	0.987	0.013	97	95	1.107	0.013	0.961	1.000
Received DPT-HepB-Hib vaccination (3 doses)	0.908	0.029	97	95	0.913	0.032	0.851	0.965
Received pneumococcal vaccination (3 doses)	0.941	0.025	97	95	0.920	0.026	0.892	0.990
Received MCV 1 vaccination (12–23 months)	0.829	0.047	97	95	1.241	0.057	0.735	0.923
Fully vaccinated according to national schedule (12–23 months)	0.308	0.059	97	95	1.277	0.193	0.189	0.427
Received MCV 2 vaccination (24–35 months)	0.455	0.051	111	115	1.108	0.112	0.354	0.557
Fully vaccinated according to national schedule (24–35 months)	0.162	0.035	111	115	1.059	0.217	0.092	0.232
Sought treatment for diarrhoea	0.610	0.060	85	89	1.145	0.098	0.491	0.730
Treated with ORS	0.563	0.052	85	89	0.993	0.092	0.459	0.666
Height-for-age (-3SD)	0.035	0.007	552	553	0.936	0.207	0.020	0.049
Height-for-age (-2SD)	0.215	0.021	552	553	1.220	0.099	0.173	0.257
Weight-for-height (-2SD)	0.021	0.008	555	556	1.334	0.373	0.005	0.037
Weight-for-height (+2SD)	0.031	0.007	555	556	1.007	0.229	0.017	0.045
Weight-for-age (-2SD)	0.107	0.013	553	554	1.040	0.126	0.080	0.134
Exclusive breastfeeding	0.560	0.086	42	43	1.111	0.154	0.387	0.732
Minimum dietary diversity (children 6–23 months)	0.372	0.064	70	72	1.093	0.171	0.245	0.499
Body Mass Index (BMI) <18.5	0.055	0.017	259	246	1.213	0.316	0.020	0.089
Body Mass Index (BMI) ≥25.0	0.422	0.035	259	246	1.115	0.082	0.353	0.491
Body Mass Index-for-age (-2SD)	0.014	0.014	78	79	1.080	1.013	0.000	0.041
Body Mass Index-for-age (+1SD)	0.095	0.032	78	79	0.994	0.339	0.031	0.160
Minimum dietary diversity (women 15–49)	0.568	0.028	744	718	1.546	0.050	0.511	0.624
Child slept under an ITN last night	0.566	0.041	578	579	1.680	0.072	0.485	0.647
Pregnant women slept under an ITN last night	0.506	0.087	52	52	1.315	0.172	0.332	0.681
Received 3+ doses of SP/Fansidar	0.000	0.000	115	119	na	na	0.000	0.000
Child has fever in last 2 weeks	0.108	0.018	545	554	1.392	0.169	0.071	0.145
Child had blood taken from finger/heel	0.295	0.058	64	60	1.021	0.197	0.178	0.411

(Continued...)

Table B.37—Continued

VARIABLE	R	SE	N	WN	DEFT	SE/R	R-2SE	R+2SE
WOMEN								
Child took ACT	0.145	0.142	5	5	0.956	0.976	0.000	0.428
Discriminatory attitudes towards people with HIV	0.560	0.033	384	373	1.294	0.059	0.494	0.626
Condom use at last sex	0.391	0.071	75	71	1.239	0.180	0.250	0.532
Tested for HIV in the past 12 months and received the results of the last test	0.485	0.031	385	374	1.198	0.063	0.423	0.546
Employed in last 12 months	0.603	0.037	445	444	1.604	0.062	0.528	0.677
Employed in last 12 months, but not paid	0.128	0.021	284	268	1.067	0.166	0.085	0.170
Mobile phone ownership	0.671	0.024	744	718	1.418	0.036	0.622	0.720
Have and use a bank account or mobile phone for financial transactions	0.709	0.022	744	718	1.337	0.031	0.664	0.754
Participate in decisionmaking (all three decisions)	0.435	0.032	445	444	1.357	0.074	0.371	0.499
Agree with at least one specified reason a husband is justified in wife beating	0.663	0.054	744	718	3.090	0.081	0.556	0.771
Make own decisions about sexual relations, contraceptive use, and reproductive care	0.533	0.044	237	242	1.353	0.083	0.445	0.621
Experienced physical violence since age 15 by any perpetrator	0.405	0.050	398	376	2.016	0.123	0.305	0.505
Experienced sexual violence by any perpetrator ever	0.175	0.027	398	376	1.404	0.153	0.121	0.228
Experienced sexual violence by any non-intimate partner	0.023	0.012	398	376	1.652	0.543	0.000	0.048
Experienced physical/sexual violence by the current or most recent husband or intimate partner ever	0.412	0.046	368	329	1.780	0.111	0.321	0.504
Experienced emotional/physical/sexual violence by any husband or intimate partner ever in the past 12 months	0.293	0.035	368	329	1.491	0.121	0.222	0.364
MEN								
No education	0.087	0.019	320	313	1.193	0.217	0.049	0.125
Secondary education or higher	0.434	0.046	317	310	1.654	0.107	0.341	0.526
Literacy	0.790	0.034	320	313	1.468	0.042	0.723	0.857
Use of the internet in last 12 months	0.505	0.043	320	313	1.531	0.085	0.419	0.591
Current tobacco use	0.085	0.018	320	313	1.133	0.208	0.050	0.121
Want no more children	0.339	0.045	162	155	1.200	0.132	0.250	0.429
Discriminatory attitudes towards people with HIV	0.477	0.049	320	313	1.743	0.102	0.380	0.575
Condom use at last sex	0.645	0.047	198	194	1.374	0.073	0.551	0.739
Tested for HIV in the past 12 months and received the results of the last test	0.553	0.050	320	313	1.804	0.091	0.452	0.653
Male circumcision	0.906	0.023	320	313	1.408	0.025	0.860	0.952
Mobile phone ownership	0.849	0.029	320	313	1.431	0.034	0.791	0.906
Have and use a bank account or mobile phone for financial transactions	0.852	0.022	320	313	1.117	0.026	0.807	0.896
Agree with at least one specified reason a husband is justified in wife beating	0.679	0.046	320	313	1.769	0.068	0.586	0.772

Table B.38 Sampling errors: Kajiado sample, Kenya 2022

VARIABLE	R	SE	N	WN	DEFT	SE/R	R-2SE	R+2SE
HOUSEHOLDS AND POPULATION								
Births registered with civil authority	0.810	0.033	454	541	1.396	0.040	0.744	0.875
Ownership of at least one ITN	0.388	0.020	823	1,083	1.173	0.051	0.348	0.428
Ownership of at least one ITN for every two persons	0.209	0.016	815	1,072	1.146	0.078	0.176	0.242
At least basic drinking water service	0.738	0.045	3,000	3,761	2.283	0.060	0.649	0.827
Water available when needed	0.710	0.035	3,000	3,761	1.784	0.049	0.640	0.779
At least basic sanitation service	0.433	0.054	3,000	3,761	2.634	0.125	0.324	0.541
Using open defecation	0.173	0.056	3,000	3,761	3.192	0.323	0.061	0.285
Using a handwashing facility with soap and water	0.857	0.027	2,997	3,757	1.801	0.032	0.803	0.912
WOMEN								
No education	0.110	0.025	660	887	2.057	0.229	0.060	0.160
Secondary education or higher	0.659	0.033	658	884	1.794	0.050	0.592	0.725
Literacy	0.872	0.027	660	887	2.109	0.032	0.817	0.927
Use of the internet in last 12 months	0.628	0.032	660	887	1.701	0.051	0.563	0.692
Current tobacco use	0.007	0.005	331	451	1.102	0.727	0.000	0.017
Total fertility rate (3 years)	3.452	0.351	1,923	2,589	1.224	0.102	2.750	4.153
Currently pregnant	0.075	0.012	660	887	1.189	0.163	0.050	0.099
Mean number of children ever born to women age 40–49	3.905	0.282	94	125	1.313	0.072	3.340	4.469
Median birth interval	44.887	3.492	299	362	1.559	0.078	37.903	51.871
Ideal number of children	3.823	0.187	328	447	1.545	0.049	3.449	4.197
Total wanted fertility rate (3 years)	3.093	0.365	960	1,308	1.058	0.118	2.363	3.823
Currently using any contraceptive method	0.639	0.035	401	520	1.450	0.055	0.569	0.708
Currently using any modern method	0.573	0.039	401	520	1.564	0.068	0.495	0.650
Currently using pill	0.105	0.025	401	520	1.638	0.239	0.055	0.156
Currently using injectables	0.219	0.033	401	520	1.613	0.152	0.153	0.286
Currently using implants	0.129	0.018	401	520	1.088	0.142	0.092	0.165
Currently using male condoms	0.021	0.008	401	520	1.040	0.351	0.006	0.036
Currently using any traditional method	0.066	0.014	401	520	1.101	0.207	0.039	0.094
Unmet need for spacing	0.088	0.018	201	262	0.898	0.205	0.052	0.124
Unmet need for limiting	0.038	0.014	201	262	1.025	0.367	0.010	0.065
Unmet need total	0.125	0.020	201	262	0.858	0.160	0.085	0.166
Demand satisfied by modern methods	0.757	0.040	141	190	1.123	0.053	0.677	0.837
Participation in decisionmaking about family planning	0.894	0.029	201	262	1.326	0.032	0.837	0.952
Not exposed to any of the eight media sources	0.070	0.014	331	451	0.977	0.196	0.043	0.098
Neonatal mortality (0–9 years)	13.793	4.258	820	1,010	0.957	0.309	5.278	22.308
Post-neonatal mortality (0–9 years)	11.693	4.005	819	1,010	1.026	0.342	3.684	19.702
Infant mortality (0–9 years)	25.486	5.957	820	1,010	1.031	0.234	13.572	37.400
Child mortality (0–9 years)	7.151	3.499	805	982	1.084	0.489	0.152	14.150
Under-5 mortality (0–9 years)	32.455	6.623	820	1,010	1.031	0.204	19.208	45.701
Perinatal mortality rate	25.587	9.155	431	533	1.106	0.358	7.278	43.897
Stillbirth rate	13.201	6.792	431	533	1.192	0.515	0.000	26.786
Early neonatal rate	12.526	5.411	427	527	0.873	0.432	1.703	23.348
Received ANC from a skilled provider	1.000	0.000	162	204	na	0.000	1.000	1.000
4+ ANC visits	0.812	0.032	162	204	1.050	0.040	0.748	0.877
8+ ANC visits	0.051	0.017	162	204	0.970	0.331	0.017	0.084
Took any iron-containing supplements	0.948	0.017	162	204	0.972	0.018	0.913	0.982
Mothers protected against tetanus for last birth	0.783	0.042	162	204	1.301	0.054	0.699	0.868
Delivered in a health facility	0.846	0.045	163	205	1.557	0.053	0.756	0.936
Delivered by a skilled provider	0.853	0.041	163	205	1.458	0.049	0.770	0.935
Delivered by C-section	0.233	0.061	163	205	1.800	0.262	0.111	0.356
Women with postnatal check during first 2 days	0.822	0.036	162	204	1.205	0.044	0.749	0.894
Newborns with postnatal check during first 2 days	0.858	0.033	162	204	1.192	0.038	0.792	0.923
Any problem accessing health care	0.566	0.032	331	451	1.159	0.056	0.503	0.629
Ever had vaccination card	0.991	0.009	74	87	0.768	0.009	0.974	1.000
Received BCG vaccination	0.969	0.024	74	87	1.140	0.025	0.920	1.000
Received DPT-HepB-Hib vaccination (3 doses)	0.736	0.073	74	87	1.347	0.099	0.589	0.882
Received pneumococcal vaccination (3 doses)	0.773	0.070	74	87	1.348	0.090	0.634	0.912
Received MCV 1 vaccination (12–23 months)	0.816	0.054	74	87	1.131	0.066	0.708	0.924
Fully vaccinated according to national schedule (12–23 months)	0.435	0.082	74	87	1.347	0.189	0.271	0.600
Received MCV 2 vaccination (24–35 months)	0.499	0.073	87	102	1.283	0.147	0.352	0.646
Fully vaccinated according to national schedule (24–35 months)	0.279	0.062	87	102	1.223	0.220	0.156	0.402
Sought treatment for diarrhoea	0.440	0.065	64	76	0.968	0.147	0.311	0.570
Treated with ORS	0.419	0.057	64	76	0.861	0.137	0.304	0.533
Height-for-age (-3SD)	0.045	0.014	418	506	1.263	0.309	0.017	0.072
Height-for-age (-2SD)	0.140	0.024	418	506	1.308	0.175	0.091	0.188
Weight-for-height (-2SD)	0.076	0.014	428	514	1.062	0.185	0.048	0.104
Weight-for-height (+2SD)	0.027	0.010	428	514	1.238	0.376	0.007	0.048
Weight-for-age (-2SD)	0.096	0.015	421	509	0.950	0.152	0.067	0.125
Exclusive breastfeeding	0.409	0.146	15	18	1.105	0.358	0.116	0.701
Minimum dietary diversity (children 6–23 months)	0.281	0.083	58	71	1.376	0.294	0.116	0.446
Body Mass Index (BMI) <18.5	0.075	0.021	260	353	1.304	0.284	0.032	0.117
Body Mass Index (BMI) ≥25.0	0.505	0.034	260	353	1.112	0.068	0.436	0.573
Body Mass Index-for-age (-2SD)	0.041	0.039	39	53	1.236	0.951	0.000	0.119
Body Mass Index-for-age (+1SD)	0.133	0.060	39	53	1.102	0.448	0.014	0.252
Minimum dietary diversity (women 15–49)	0.469	0.030	660	887	1.550	0.064	0.408	0.529
Child slept under an ITN last night	0.399	0.037	452	538	1.318	0.092	0.325	0.473
Pregnant women slept under an ITN last night	0.345	0.081	50	64	1.154	0.236	0.182	0.507
Received 3+ doses of SP/Fansidar	0.072	0.031	80	102	1.049	0.423	0.011	0.133
Child has fever in last 2 weeks	0.211	0.025	415	511	1.198	0.119	0.160	0.261
Child had blood taken from finger/heel	0.215	0.047	91	108	1.021	0.217	0.122	0.308

(Continued...)

Table B.38—Continued

VARIABLE	R	SE	N	WN	DEFT	SE/R	R-2SE	R+2SE
WOMEN								
Child took ACT	0.331	0.172	8	9	0.961	0.519	0.000	0.675
Discriminatory attitudes towards people with HIV	0.325	0.034	325	446	1.320	0.106	0.256	0.394
Condom use at last sex	0.367	0.054	65	93	0.890	0.146	0.260	0.474
Tested for HIV in the past 12 months and received the results of the last test	0.487	0.030	331	451	1.081	0.061	0.427	0.547
Employed in last 12 months	0.642	0.031	401	520	1.285	0.048	0.580	0.704
Employed in last 12 months, but not paid	0.080	0.022	241	334	1.252	0.274	0.036	0.124
Mobile phone ownership	0.880	0.020	660	887	1.546	0.022	0.840	0.919
Have and use a bank account or mobile phone for financial transactions	0.852	0.019	660	887	1.407	0.023	0.813	0.891
Participate in decisionmaking (all three decisions)	0.604	0.035	401	520	1.422	0.058	0.534	0.674
Agree with at least one specified reason a husband is justified in wife beating	0.425	0.034	660	887	1.788	0.081	0.356	0.494
Make own decisions about sexual relations, contraceptive use, and reproductive care	0.596	0.043	201	262	1.239	0.072	0.510	0.682
Experienced physical violence since age 15 by any perpetrator	0.361	0.028	377	471	1.123	0.077	0.306	0.417
Experienced sexual violence by any perpetrator ever	0.169	0.024	377	471	1.249	0.143	0.121	0.217
Experienced sexual violence by any non-intimate partner	0.047	0.015	377	471	1.330	0.310	0.018	0.076
Experienced physical/sexual violence by the current or most recent husband or intimate partner ever	0.315	0.032	355	429	1.295	0.102	0.251	0.379
Experienced emotional/physical/sexual violence by any husband or intimate partner ever in the past 12 months	0.247	0.029	355	429	1.255	0.116	0.190	0.305
MEN								
No education	0.084	0.018	228	339	1.004	0.221	0.047	0.120
Secondary education or higher	0.701	0.036	226	335	1.164	0.051	0.630	0.772
Literacy	0.912	0.015	228	339	0.806	0.017	0.882	0.943
Use of the internet in last 12 months	0.689	0.040	228	339	1.299	0.058	0.609	0.769
Current tobacco use	0.085	0.024	228	339	1.293	0.283	0.037	0.133
Want no more children	0.305	0.062	113	174	1.410	0.202	0.182	0.428
Discriminatory attitudes towards people with HIV	0.077	0.025	227	338	1.395	0.323	0.027	0.126
Condom use at last sex	0.524	0.057	82	112	1.024	0.108	0.411	0.638
Tested for HIV in the past 12 months and received the results of the last test	0.357	0.038	228	339	1.180	0.105	0.282	0.433
Male circumcision	0.970	0.014	228	339	1.210	0.014	0.942	0.997
Mobile phone ownership	0.862	0.028	228	339	1.205	0.032	0.807	0.917
Have and use a bank account or mobile phone for financial transactions	0.871	0.021	228	339	0.950	0.024	0.829	0.913
Agree with at least one specified reason a husband is justified in wife beating	0.350	0.042	228	339	1.331	0.120	0.266	0.435

Table B.39 Sampling errors: Kericho sample, Kenya 2022

VARIABLE	R	SE	N	WN	DEFT	SE/R	R-2SE	R+2SE
HOUSEHOLDS AND POPULATION								
Births registered with civil authority	0.642	0.043	386	347	1.520	0.067	0.556	0.728
Ownership of at least one ITN	0.841	0.022	832	748	1.703	0.026	0.798	0.884
Ownership of at least one ITN for every two persons	0.659	0.023	825	745	1.369	0.034	0.614	0.704
At least basic drinking water service	0.625	0.038	3,393	3,135	1.963	0.061	0.548	0.701
Water available when needed	0.886	0.018	3,393	3,135	1.437	0.020	0.851	0.922
At least basic sanitation service	0.285	0.029	3,393	3,135	1.633	0.102	0.227	0.344
Using open defecation	0.000	0.000	3,393	3,135	na	na	0.000	0.000
Using a handwashing facility with soap and water	0.254	0.024	3,387	3,130	1.408	0.095	0.205	0.302
WOMEN								
No education	0.004	0.002	779	729	1.034	0.571	0.000	0.009
Secondary education or higher	0.589	0.032	777	727	1.819	0.055	0.525	0.654
Literacy	0.986	0.004	779	729	1.022	0.004	0.977	0.994
Use of the internet in last 12 months	0.320	0.034	779	729	2.026	0.106	0.252	0.388
Current tobacco use	0.003	0.003	402	372	1.031	1.004	0.000	0.008
Total fertility rate (3 years)	3.246	0.266	2,226	2,084	1.198	0.082	2.715	3.778
Currently pregnant	0.047	0.007	779	729	0.960	0.156	0.032	0.061
Mean number of children ever born to women age 40–49	4.689	0.245	127	122	1.197	0.052	4.198	5.179
Median birth interval	44.467	2.631	282	257	1.311	0.059	39.205	49.729
Ideal number of children	2.837	0.098	402	372	1.093	0.035	2.641	3.034
Total wanted fertility rate (3 years)	2.034	0.209	1,153	1,071	0.857	0.103	1.615	2.452
Currently using any contraceptive method	0.602	0.023	426	395	0.987	0.039	0.556	0.649
Currently using any modern method	0.600	0.024	426	395	1.012	0.040	0.552	0.648
Currently using pill	0.035	0.010	426	395	1.087	0.278	0.015	0.054
Currently using injectables	0.208	0.027	426	395	1.379	0.131	0.154	0.263
Currently using implants	0.296	0.021	426	395	0.954	0.071	0.254	0.338
Currently using male condoms	0.011	0.006	426	395	1.140	0.522	0.000	0.023
Currently using any traditional method	0.003	0.003	426	395	1.074	0.989	0.000	0.008
Unmet need for spacing	0.067	0.018	216	197	1.076	0.275	0.030	0.103
Unmet need for limiting	0.105	0.020	216	197	0.957	0.191	0.065	0.145
Unmet need total	0.171	0.030	216	197	1.172	0.176	0.111	0.232
Demand satisfied by modern methods	0.778	0.036	166	152	1.124	0.047	0.705	0.850
Participation in decisionmaking about family planning	0.955	0.013	216	197	0.909	0.013	0.929	0.980
Not exposed to any of the eight media sources	0.039	0.012	402	372	1.203	0.300	0.015	0.062
Neonatal mortality (0–9 years)	16.581	5.205	784	734	1.066	0.314	6.171	26.991
Post-neonatal mortality (0–9 years)	8.253	3.079	786	738	0.959	0.373	2.096	14.410
Infant mortality (0–9 years)	24.834	6.270	784	734	1.087	0.252	12.295	37.374
Child mortality (0–9 years)	6.816	2.897	772	726	1.034	0.425	1.022	12.610
Under-5 mortality (0–9 years)	31.481	6.361	786	736	0.976	0.202	18.759	44.203
Perinatal mortality rate	20.986	7.307	404	372	0.907	0.348	6.373	35.600
Stillbirth rate	11.909	6.737	404	372	1.015	0.566	0.000	25.382
Early neonatal rate	9.187	4.424	400	368	0.927	0.482	0.338	18.035
Received ANC from a skilled provider	0.957	0.021	154	141	1.282	0.022	0.915	0.999
4+ ANC visits	0.586	0.049	154	141	1.226	0.083	0.489	0.684
8+ ANC visits	0.016	0.010	154	141	1.026	0.655	0.000	0.036
Took any iron-containing supplements	0.904	0.025	154	141	1.035	0.027	0.855	0.953
Mothers protected against tetanus for last birth	0.877	0.027	154	141	1.015	0.031	0.823	0.931
Delivered in a health facility	0.909	0.025	160	147	1.091	0.028	0.859	0.960
Delivered by a skilled provider	0.923	0.023	160	147	1.087	0.025	0.876	0.969
Delivered by C-section	0.213	0.046	160	147	1.283	0.214	0.122	0.304
Women with postnatal check during first 2 days	0.665	0.053	154	141	1.382	0.080	0.559	0.771
Newborns with postnatal check during first 2 days	0.681	0.043	154	141	1.151	0.064	0.594	0.768
Any problem accessing health care	0.207	0.031	402	372	1.508	0.148	0.146	0.268
Ever had vaccination card	0.987	0.013	79	75	0.980	0.013	0.962	1.000
Received BCG vaccination	0.941	0.033	79	75	1.014	0.035	0.875	1.000
Received DPT-HepB-Hib vaccination (3 doses)	0.930	0.036	79	75	1.052	0.038	0.859	1.000
Received pneumococcal vaccination (3 doses)	0.938	0.035	79	75	1.073	0.038	0.867	1.000
Received MCV 1 vaccination (12–23 months)	0.895	0.041	79	75	1.063	0.046	0.813	0.977
Fully vaccinated according to national schedule (12–23 months)	0.476	0.055	79	75	0.952	0.115	0.367	0.585
Received MCV 2 vaccination (24–35 months)	0.747	0.048	73	69	0.942	0.064	0.651	0.843
Fully vaccinated according to national schedule (24–35 months)	0.456	0.046	73	69	0.769	0.100	0.364	0.547
Sought treatment for diarrhoea	0.545	0.089	54	52	1.255	0.162	0.368	0.722
Treated with ORS	0.585	0.085	54	52	1.272	0.145	0.416	0.754
Height-for-age (-3SD)	0.037	0.013	376	338	1.236	0.342	0.012	0.062
Height-for-age (-2SD)	0.193	0.024	376	338	1.205	0.127	0.144	0.242
Weight-for-height (-2SD)	0.025	0.010	376	338	1.279	0.416	0.004	0.045
Weight-for-height (+2SD)	0.016	0.006	376	338	0.950	0.386	0.004	0.028
Weight-for-age (-2SD)	0.092	0.016	377	339	1.029	0.173	0.060	0.123
Exclusive breastfeeding	0.558	0.109	26	25	1.093	0.195	0.341	0.776
Minimum dietary diversity (children 6–23 months)	0.544	0.082	58	54	1.237	0.151	0.380	0.708
Body Mass Index (BMI) <18.5	0.099	0.020	300	279	1.143	0.200	0.059	0.138
Body Mass Index (BMI) ≥25.0	0.363	0.033	300	279	1.176	0.090	0.297	0.429
Body Mass Index-for-age (-2SD)	0.000	0.000	72	67	na	na	0.000	0.000
Body Mass Index-for-age (+1SD)	0.087	0.034	72	67	1.012	0.386	0.020	0.155
Minimum dietary diversity (women 15–49)	0.632	0.031	779	729	1.770	0.048	0.571	0.694
Child slept under an ITN last night	0.736	0.031	391	353	1.235	0.042	0.674	0.798
Pregnant women slept under an ITN last night	0.695	0.091	39	33	1.197	0.131	0.512	0.877
Received 3+ doses of SP/Fansidar	0.052	0.021	86	79	0.881	0.408	0.010	0.094
Child has fever in last 2 weeks	0.047	0.011	390	360	1.003	0.231	0.025	0.068
Child had blood taken from finger/heel	0.357	0.112	19	17	0.991	0.315	0.132	0.581

(Continued...)

Table B.39—Continued

VARIABLE	R	SE	N	WN	DEFT	SE/R	R-2SE	R+2SE
WOMEN								
Child took ACT	1.000	0.000	2	2	na	0.000	1.000	1.000
Discriminatory attitudes towards people with HIV	0.229	0.024	396	366	1.120	0.103	0.182	0.277
Condom use at last sex	0.295	0.052	110	104	1.182	0.175	0.192	0.398
Tested for HIV in the past 12 months and received the results of the last test	0.368	0.029	402	372	1.217	0.080	0.309	0.427
Employed in last 12 months	0.873	0.021	426	395	1.284	0.024	0.832	0.915
Employed in last 12 months, but not paid	0.575	0.038	372	345	1.489	0.067	0.498	0.652
Mobile phone ownership	0.764	0.021	779	729	1.398	0.028	0.721	0.806
Have and use a bank account or mobile phone for financial transactions	0.764	0.022	779	729	1.421	0.028	0.720	0.807
Participate in decisionmaking (all three decisions)	0.804	0.021	426	395	1.093	0.026	0.762	0.846
Agree with at least one specified reason a husband is justified in wife beating	0.452	0.029	779	729	1.632	0.065	0.393	0.510
Make own decisions about sexual relations, contraceptive use, and reproductive care	0.694	0.039	216	197	1.246	0.056	0.616	0.773
Experienced physical violence since age 15 by any perpetrator	0.163	0.025	399	386	1.362	0.155	0.113	0.214
Experienced sexual violence by any perpetrator ever	0.032	0.010	399	386	1.136	0.316	0.012	0.051
Experienced sexual violence by any non-intimate partner	0.003	0.002	399	386	0.877	0.789	0.000	0.008
Experienced physical/sexual violence by the current or most recent husband or intimate partner ever	0.173	0.027	352	325	1.341	0.157	0.119	0.227
Experienced emotional/physical/sexual violence by any husband or intimate partner ever in the past 12 months	0.197	0.031	352	325	1.467	0.158	0.134	0.259
MEN								
No education	0.006	0.006	368	330	1.439	0.985	0.000	0.017
Secondary education or higher	0.641	0.030	366	328	1.197	0.047	0.581	0.701
Literacy	0.986	0.007	368	330	1.166	0.007	0.971	1.000
Use of the internet in last 12 months	0.460	0.042	368	330	1.611	0.091	0.376	0.544
Current tobacco use	0.051	0.013	368	330	1.141	0.256	0.025	0.078
Want no more children	0.442	0.052	182	160	1.396	0.117	0.339	0.546
Discriminatory attitudes towards people with HIV	0.052	0.015	367	329	1.323	0.294	0.022	0.083
Condom use at last sex	0.611	0.054	137	126	1.285	0.088	0.503	0.718
Tested for HIV in the past 12 months and received the results of the last test	0.383	0.039	368	330	1.534	0.102	0.305	0.461
Male circumcision	0.989	0.004	368	330	0.721	0.004	0.981	0.997
Mobile phone ownership	0.813	0.028	368	330	1.363	0.034	0.757	0.868
Have and use a bank account or mobile phone for financial transactions	0.825	0.028	368	330	1.385	0.033	0.770	0.880
Agree with at least one specified reason a husband is justified in wife beating	0.115	0.023	368	330	1.394	0.203	0.068	0.161

Table B.40 Sampling errors: Bomet sample, Kenya 2022

VARIABLE	R	SE	N	WN	DEFT	SE/R	R-2SE	R+2SE
HOUSEHOLDS AND POPULATION								
Births registered with civil authority	0.759	0.031	406	347	1.276	0.041	0.698	0.821
Ownership of at least one ITN	0.923	0.013	822	665	1.426	0.014	0.897	0.950
Ownership of at least one ITN for every two persons	0.773	0.017	814	659	1.142	0.022	0.739	0.807
At least basic drinking water service	0.735	0.037	3,342	2,869	2.043	0.050	0.661	0.809
Water available when needed	0.715	0.034	3,342	2,869	1.829	0.048	0.647	0.783
At least basic sanitation service	0.766	0.029	3,342	2,869	1.770	0.037	0.709	0.824
Using open defecation	0.005	0.003	3,342	2,869	1.052	0.551	0.000	0.010
Using a handwashing facility with soap and water	0.422	0.024	3,315	2,845	1.231	0.058	0.374	0.471
WOMEN								
No education	0.003	0.002	778	650	0.971	0.609	0.000	0.007
Secondary education or higher	0.509	0.024	772	645	1.323	0.047	0.461	0.556
Literacy	0.959	0.007	778	650	1.028	0.008	0.945	0.974
Use of the internet in last 12 months	0.210	0.030	778	650	2.017	0.141	0.151	0.269
Current tobacco use	0.000	0.000	393	327	na	na	0.000	0.000
Total fertility rate (3 years)	3.395	0.252	2,164	1,802	1.150	0.074	2.890	3.899
Currently pregnant	0.039	0.007	778	650	0.990	0.177	0.025	0.052
Mean number of children ever born to women age 40–49	5.020	0.263	135	116	1.327	0.052	4.493	5.547
Median birth interval	41.466	1.987	277	231	1.152	0.048	37.492	45.439
Ideal number of children	3.548	0.097	392	326	1.457	0.027	3.353	3.742
Total wanted fertility rate (3 years)	2.536	0.270	1,080	898	1.290	0.106	1.996	3.075
Currently using any contraceptive method	0.639	0.028	419	351	1.186	0.044	0.583	0.695
Currently using any modern method	0.578	0.030	419	351	1.260	0.053	0.517	0.639
Currently using pill	0.022	0.008	419	351	1.108	0.362	0.006	0.038
Currently using injectables	0.226	0.028	419	351	1.372	0.124	0.170	0.283
Currently using implants	0.213	0.021	419	351	1.036	0.097	0.172	0.255
Currently using male condoms	0.007	0.004	419	351	1.014	0.596	0.000	0.015
Currently using any traditional method	0.061	0.016	419	351	1.330	0.255	0.030	0.093
Unmet need for spacing	0.072	0.020	223	187	1.149	0.277	0.032	0.112
Unmet need for limiting	0.095	0.023	223	187	1.181	0.244	0.049	0.142
Unmet need total	0.167	0.032	223	187	1.262	0.189	0.104	0.231
Demand satisfied by modern methods	0.711	0.046	173	150	1.345	0.064	0.619	0.802
Participation in decisionmaking about family planning	0.876	0.027	223	187	1.219	0.031	0.822	0.930
Not exposed to any of the eight media sources	0.125	0.019	393	327	1.115	0.149	0.088	0.162
Neonatal mortality (0–9 years)	16.566	5.022	790	661	1.067	0.303	6.522	26.609
Post-neonatal mortality (0–9 years)	9.158	3.863	793	664	0.998	0.422	1.432	16.885
Infant mortality (0–9 years)	25.724	5.379	790	661	0.894	0.209	14.965	36.483
Child mortality (0–9 years)	2.695	1.889	794	666	1.020	0.701	0.000	6.473
Under-5 mortality (0–9 years)	28.350	5.263	791	662	0.849	0.186	17.824	38.875
Perinatal mortality rate	34.769	9.042	409	341	0.974	0.260	16.684	52.854
Stillbirth rate	16.936	7.165	409	341	1.125	0.423	2.605	31.266
Early neonatal rate	18.141	7.152	403	335	1.011	0.394	3.836	32.445
Received ANC from a skilled provider	0.966	0.016	155	128	1.109	0.017	0.934	0.998
4+ ANC visits	0.533	0.035	155	128	0.864	0.065	0.463	0.602
8+ ANC visits	0.021	0.012	155	128	1.072	0.586	0.000	0.046
Took any iron-containing supplements	0.908	0.018	155	128	0.793	0.020	0.871	0.945
Mothers protected against tetanus for last birth	0.828	0.039	155	128	1.290	0.047	0.749	0.907
Delivered in a health facility	0.869	0.023	166	137	0.879	0.027	0.822	0.915
Delivered by a skilled provider	0.882	0.021	166	137	0.819	0.024	0.840	0.923
Delivered by C-section	0.159	0.032	166	137	1.015	0.200	0.096	0.223
Women with postnatal check during first 2 days	0.796	0.036	155	128	1.103	0.045	0.724	0.868
Newborns with postnatal check during first 2 days	0.839	0.038	155	128	1.269	0.045	0.764	0.915
Any problem accessing health care	0.376	0.021	393	327	0.842	0.055	0.335	0.418
Ever had vaccination card	0.997	0.003	81	66	0.498	0.003	0.991	1.000
Received BCG vaccination	0.985	0.015	81	66	1.078	0.015	0.956	1.000
Received DPT-HepB-Hib vaccination (3 doses)	0.898	0.046	81	66	1.359	0.052	0.805	0.991
Received pneumococcal vaccination (3 doses)	0.954	0.023	81	66	0.994	0.024	0.908	1.000
Received MCV 1 vaccination (12–23 months)	0.927	0.037	81	66	1.260	0.040	0.852	1.000
Fully vaccinated according to national schedule (12–23 months)	0.639	0.071	81	66	1.307	0.111	0.497	0.781
Received MCV 2 vaccination (24–35 months)	0.798	0.050	71	60	1.069	0.063	0.697	0.899
Fully vaccinated according to national schedule (24–35 months)	0.451	0.070	71	60	1.187	0.156	0.310	0.592
Sought treatment for diarrhoea	0.585	0.070	54	46	1.054	0.119	0.445	0.724
Treated with ORS	0.470	0.069	54	46	1.073	0.147	0.332	0.608
Height-for-age (-3SD)	0.045	0.010	398	341	0.963	0.225	0.025	0.066
Height-for-age (-2SD)	0.221	0.023	398	341	1.094	0.104	0.175	0.268
Weight-for-height (-2SD)	0.033	0.009	401	343	0.968	0.273	0.015	0.051
Weight-for-height (+2SD)	0.045	0.011	401	343	1.063	0.237	0.023	0.066
Weight-for-age (-2SD)	0.098	0.013	398	341	0.883	0.135	0.071	0.124
Exclusive breastfeeding	0.702	0.098	21	19	0.961	0.140	0.506	0.898
Minimum dietary diversity (children 6–23 months)	0.242	0.068	55	44	1.167	0.282	0.106	0.379
Body Mass Index (BMI) <18.5	0.108	0.025	286	235	1.334	0.229	0.058	0.157
Body Mass Index (BMI) ≥25.0	0.300	0.033	286	235	1.215	0.111	0.234	0.366
Body Mass Index-for-age (-2SD)	0.013	0.013	80	71	1.017	0.945	0.000	0.039
Body Mass Index-for-age (+1SD)	0.045	0.025	80	71	1.122	0.562	0.000	0.095
Minimum dietary diversity (women 15–49)	0.358	0.020	778	650	1.174	0.056	0.317	0.398
Child slept under an ITN last night	0.758	0.021	410	349	0.956	0.028	0.716	0.801
Pregnant women slept under an ITN last night	0.943	0.034	32	26	0.837	0.037	0.874	1.000
Received 3+ doses of SP/Fansidar	0.015	0.015	76	63	1.091	1.010	0.000	0.046
Child has fever in last 2 weeks	0.209	0.023	391	325	1.068	0.112	0.162	0.255
Child had blood taken from finger/heel	0.096	0.035	80	68	0.962	0.362	0.027	0.166

(Continued...)

Table B.40—Continued

VARIABLE	R	SE	N	WN	DEFT	SE/R	R-2SE	R+2SE
WOMEN								
Child took ACT	1.000	0.000	3	3	na	0.000	1.000	1.000
Discriminatory attitudes towards people with HIV	0.425	0.028	392	326	1.117	0.066	0.369	0.481
Condom use at last sex	0.457	0.095	51	35	1.335	0.207	0.268	0.647
Tested for HIV in the past 12 months and received the results of the last test	0.438	0.028	393	327	1.119	0.064	0.382	0.494
Employed in last 12 months	0.803	0.024	419	351	1.221	0.030	0.755	0.850
Employed in last 12 months, but not paid	0.453	0.039	336	282	1.420	0.085	0.375	0.530
Mobile phone ownership	0.651	0.025	778	650	1.450	0.038	0.601	0.700
Have and use a bank account or mobile phone for financial transactions	0.706	0.021	778	650	1.277	0.030	0.664	0.748
Participate in decisionmaking (all three decisions)	0.506	0.030	419	351	1.233	0.060	0.445	0.566
Agree with at least one specified reason a husband is justified in wife beating	0.773	0.023	778	650	1.502	0.029	0.728	0.818
Make own decisions about sexual relations, contraceptive use, and reproductive care	0.611	0.039	223	187	1.183	0.063	0.534	0.689
Experienced physical violence since age 15 by any perpetrator	0.328	0.025	394	369	1.072	0.077	0.277	0.379
Experienced sexual violence by any perpetrator ever	0.129	0.018	394	369	1.078	0.141	0.093	0.166
Experienced sexual violence by any non-intimate partner	0.000	0.000	394	369	na	na	0.000	0.000
Experienced physical/sexual violence by the current or most recent husband or intimate partner ever	0.330	0.025	336	293	0.982	0.076	0.279	0.380
Experienced emotional/physical/sexual violence by any husband or intimate partner ever in the past 12 months	0.206	0.026	336	293	1.196	0.128	0.153	0.259
MEN								
No education	0.004	0.003	353	268	0.984	0.881	0.000	0.010
Secondary education or higher	0.545	0.033	348	267	1.248	0.061	0.478	0.612
Literacy	0.993	0.004	353	268	0.973	0.004	0.985	1.000
Use of the internet in last 12 months	0.183	0.024	353	268	1.164	0.131	0.135	0.231
Current tobacco use	0.065	0.011	353	268	0.851	0.173	0.042	0.087
Want no more children	0.464	0.044	178	132	1.169	0.095	0.376	0.552
Discriminatory attitudes towards people with HIV	0.111	0.025	353	268	1.493	0.225	0.061	0.161
Condom use at last sex	0.676	0.052	126	91	1.233	0.076	0.573	0.780
Tested for HIV in the past 12 months and received the results of the last test	0.356	0.042	353	268	1.624	0.117	0.273	0.439
Male circumcision	0.983	0.007	353	268	0.957	0.007	0.970	0.996
Mobile phone ownership	0.749	0.027	353	268	1.154	0.036	0.696	0.803
Have and use a bank account or mobile phone for financial transactions	0.596	0.040	353	268	1.515	0.067	0.517	0.676
Agree with at least one specified reason a husband is justified in wife beating	0.634	0.053	353	268	2.066	0.084	0.527	0.741

Table B.41 Sampling errors: Kakamega sample, Kenya 2022

VARIABLE	R	SE	N	WN	DEFT	SE/R	R-2SE	R+2SE
HOUSEHOLDS AND POPULATION								
Births registered with civil authority	0.739	0.030	428	703	1.178	0.040	0.680	0.798
Ownership of at least one ITN	0.891	0.011	864	1,382	1.041	0.012	0.869	0.913
Ownership of at least one ITN for every two persons	0.669	0.015	863	1,381	0.957	0.023	0.638	0.700
At least basic drinking water service	0.744	0.034	3,664	6,047	2.048	0.046	0.675	0.812
Water available when needed	0.808	0.022	3,664	6,047	1.461	0.028	0.763	0.852
At least basic sanitation service	0.334	0.026	3,664	6,047	1.442	0.078	0.282	0.387
Using open defecation	0.002	0.002	3,664	6,047	1.053	0.997	0.000	0.005
Using a handwashing facility with soap and water	0.398	0.035	3,479	5,732	1.819	0.088	0.328	0.468
WOMEN								
No education	0.028	0.007	810	1,283	1.130	0.236	0.015	0.041
Secondary education or higher	0.530	0.033	809	1,283	1.891	0.063	0.464	0.597
Literacy	0.936	0.010	810	1,283	1.209	0.011	0.916	0.957
Use of the internet in last 12 months	0.344	0.037	810	1,283	2.180	0.106	0.271	0.417
Current tobacco use	0.004	0.004	412	652	1.279	0.998	0.000	0.012
Total fertility rate (3 years)	3.681	0.219	2,247	3,553	1.317	0.059	3.244	4.118
Currently pregnant	0.053	0.008	810	1,283	1.032	0.153	0.037	0.070
Mean number of children ever born to women age 40–49	4.959	0.234	153	252	1.294	0.047	4.491	5.428
Median birth interval	47.364	2.516	258	401	1.499	0.053	42.333	52.395
Ideal number of children	3.769	0.100	392	618	1.293	0.027	3.568	3.969
Total wanted fertility rate (3 years)	2.994	0.252	1,164	1,848	1.188	0.084	2.490	3.497
Currently using any contraceptive method	0.667	0.027	450	715	1.195	0.040	0.614	0.721
Currently using any modern method	0.634	0.026	450	715	1.142	0.041	0.582	0.686
Currently using pill	0.028	0.008	450	715	1.076	0.301	0.011	0.044
Currently using injectables	0.250	0.028	450	715	1.350	0.110	0.195	0.306
Currently using implants	0.264	0.025	450	715	1.180	0.093	0.215	0.313
Currently using male condoms	0.016	0.007	450	715	1.150	0.426	0.002	0.030
Currently using any traditional method	0.034	0.010	450	715	1.137	0.287	0.014	0.053
Unmet need for spacing	0.089	0.020	239	381	1.079	0.223	0.049	0.129
Unmet need for limiting	0.045	0.012	239	381	0.922	0.275	0.020	0.070
Unmet need total	0.134	0.024	239	381	1.092	0.180	0.086	0.183
Demand satisfied by modern methods	0.790	0.032	195	313	1.097	0.040	0.726	0.854
Participation in decisionmaking about family planning	0.934	0.018	239	381	1.140	0.020	0.897	0.970
Not exposed to any of the eight media sources	0.090	0.016	412	652	1.115	0.175	0.059	0.122
Neonatal mortality (0–9 years)	16.380	4.913	760	1,205	0.957	0.300	6.554	26.206
Post-neonatal mortality (0–9 years)	11.212	3.576	757	1,198	0.944	0.319	4.060	18.365
Infant mortality (0–9 years)	27.592	6.281	760	1,205	1.000	0.228	15.030	40.155
Child mortality (0–9 years)	18.193	5.901	750	1,197	1.031	0.324	6.391	29.995
Under-5 mortality (0–9 years)	45.284	7.501	763	1,211	0.921	0.166	30.281	60.286
Perinatal mortality rate	31.894	9.935	402	637	1.155	0.312	12.023	51.764
Stillbirth rate	21.198	7.932	402	637	1.118	0.374	5.335	37.061
Early neonatal rate	10.886	5.433	396	626	1.046	0.499	0.021	21.751
Received ANC from a skilled provider	1.000	0.000	177	287	na	0.000	1.000	1.000
4+ ANC visits	0.733	0.032	177	287	0.958	0.043	0.670	0.797
8+ ANC visits	0.069	0.020	177	287	1.044	0.289	0.029	0.109
Took any iron-containing supplements	0.927	0.017	177	287	0.843	0.018	0.894	0.960
Mothers protected against tetanus for last birth	0.794	0.042	177	287	1.374	0.053	0.710	0.878
Delivered in a health facility	0.963	0.016	183	298	1.172	0.017	0.930	0.995
Delivered by a skilled provider	0.957	0.017	183	298	1.126	0.017	0.923	0.990
Delivered by C-section	0.082	0.022	183	298	1.032	0.272	0.038	0.127
Women with postnatal check during first 2 days	0.647	0.044	177	287	1.230	0.069	0.559	0.736
Newborns with postnatal check during first 2 days	0.762	0.039	177	287	1.223	0.052	0.683	0.840
Any problem accessing health care	0.662	0.026	412	652	1.118	0.039	0.610	0.714
Ever had vaccination card	1.000	0.000	88	147	na	0.000	1.000	1.000
Received BCG vaccination	1.000	0.000	88	147	na	0.000	1.000	1.000
Received DPT-HepB-Hib vaccination (3 doses)	0.971	0.018	88	147	1.062	0.019	0.934	1.000
Received pneumococcal vaccination (3 doses)	0.965	0.019	88	147	1.017	0.020	0.926	1.000
Received MCV 1 vaccination (12–23 months)	0.960	0.020	88	147	1.007	0.021	0.920	1.000
Fully vaccinated according to national schedule (12–23 months)	0.728	0.057	88	147	1.230	0.079	0.614	0.843
Received MCV 2 vaccination (24–35 months)	0.816	0.073	74	119	1.516	0.089	0.671	0.961
Fully vaccinated according to national schedule (24–35 months)	0.532	0.069	74	119	1.160	0.130	0.393	0.670
Sought treatment for diarrhoea	0.581	0.060	70	111	1.030	0.103	0.461	0.700
Treated with ORS	0.546	0.060	70	111	0.968	0.109	0.427	0.665
Height-for-age (-3SD)	0.021	0.006	422	698	0.888	0.287	0.009	0.034
Height-for-age (-2SD)	0.115	0.015	422	698	0.902	0.130	0.085	0.145
Weight-for-height (-2SD)	0.015	0.006	427	707	1.026	0.392	0.003	0.027
Weight-for-height (+2SD)	0.045	0.013	427	707	1.293	0.297	0.018	0.072
Weight-for-age (-2SD)	0.064	0.013	424	702	1.076	0.203	0.038	0.090
Exclusive breastfeeding	0.548	0.108	28	43	1.119	0.197	0.332	0.763
Minimum dietary diversity (children 6–23 months)	0.192	0.058	61	102	1.135	0.301	0.077	0.308
Body Mass Index (BMI) <18.5	0.041	0.013	280	442	1.101	0.319	0.015	0.067
Body Mass Index (BMI) ≥25.0	0.467	0.032	280	442	1.071	0.069	0.403	0.531
Body Mass Index-for-age (-2SD)	0.028	0.028	89	142	1.603	1.001	0.000	0.084
Body Mass Index-for-age (+1SD)	0.085	0.028	89	142	0.949	0.329	0.029	0.141
Minimum dietary diversity (women 15–49)	0.341	0.024	810	1,283	1.449	0.071	0.293	0.389
Child slept under an ITN last night	0.718	0.025	432	717	1.017	0.035	0.669	0.768
Pregnant women slept under an ITN last night	0.775	0.075	49	70	1.091	0.097	0.625	0.924
Received 3+ doses of SP/Fansidar	0.457	0.057	94	152	1.111	0.126	0.342	0.572
Child has fever in last 2 weeks	0.236	0.017	384	609	0.778	0.073	0.201	0.270
Child had blood taken from finger/heel	0.384	0.064	91	144	1.228	0.167	0.256	0.513

(Continued...)

Table B.41—Continued

VARIABLE	R	SE	N	WN	DEFT	SE/R	R-2SE	R+2SE
WOMEN								
Child took ACT	0.802	0.052	33	50	0.736	0.065	0.698	0.906
Discriminatory attitudes towards people with HIV	0.161	0.017	410	649	0.914	0.103	0.128	0.194
Condom use at last sex	0.436	0.071	69	108	1.172	0.162	0.294	0.577
Tested for HIV in the past 12 months and received the results of the last test	0.450	0.030	412	652	1.241	0.068	0.389	0.511
Employed in last 12 months	0.641	0.022	450	715	0.964	0.034	0.597	0.684
Employed in last 12 months, but not paid	0.178	0.026	296	458	1.148	0.144	0.127	0.229
Mobile phone ownership	0.690	0.029	810	1,283	1.808	0.043	0.632	0.749
Have and use a bank account or mobile phone for financial transactions	0.742	0.024	810	1,283	1.567	0.033	0.694	0.790
Participate in decisionmaking (all three decisions)	0.747	0.022	450	715	1.053	0.029	0.703	0.790
Agree with at least one specified reason a husband is justified in wife beating	0.449	0.033	810	1,283	1.878	0.073	0.384	0.515
Make own decisions about sexual relations, contraceptive use, and reproductive care	0.679	0.030	239	381	0.976	0.044	0.620	0.738
Experienced physical violence since age 15 by any perpetrator	0.401	0.033	400	707	1.349	0.083	0.335	0.468
Experienced sexual violence by any perpetrator ever	0.168	0.026	400	707	1.390	0.155	0.116	0.220
Experienced sexual violence by any non-intimate partner	0.060	0.019	400	707	1.559	0.309	0.023	0.097
Experienced physical/sexual violence by the current or most recent husband or intimate partner ever	0.352	0.032	357	619	1.268	0.091	0.287	0.416
Experienced emotional/physical/sexual violence by any husband or intimate partner ever in the past 12 months	0.320	0.034	357	619	1.393	0.108	0.251	0.388
MEN								
No education	0.008	0.005	341	532	1.016	0.626	0.000	0.017
Secondary education or higher	0.519	0.032	339	529	1.162	0.061	0.456	0.583
Literacy	0.936	0.015	341	532	1.141	0.016	0.905	0.966
Use of the internet in last 12 months	0.337	0.028	341	532	1.093	0.083	0.281	0.393
Current tobacco use	0.052	0.014	341	532	1.129	0.260	0.025	0.080
Want no more children	0.474	0.040	139	212	0.951	0.085	0.393	0.554
Discriminatory attitudes towards people with HIV	0.181	0.028	340	530	1.321	0.153	0.126	0.237
Condom use at last sex	0.677	0.050	76	108	0.935	0.074	0.576	0.778
Tested for HIV in the past 12 months and received the results of the last test	0.322	0.031	341	532	1.206	0.095	0.261	0.383
Male circumcision	0.995	0.003	341	532	0.816	0.003	0.989	1.000
Mobile phone ownership	0.649	0.029	341	532	1.115	0.044	0.591	0.707
Have and use a bank account or mobile phone for financial transactions	0.598	0.033	341	532	1.240	0.055	0.532	0.664
Agree with at least one specified reason a husband is justified in wife beating	0.089	0.016	341	532	1.022	0.178	0.057	0.120

Table B.42 Sampling errors: Vihiga sample, Kenya 2022

VARIABLE	R	SE	N	WN	DEFT	SE/R	R-2SE	R+2SE
HOUSEHOLDS AND POPULATION								
Births registered with civil authority	0.865	0.025	347	175	1.242	0.028	0.816	0.914
Ownership of at least one ITN	0.925	0.011	795	412	1.162	0.012	0.903	0.947
Ownership of at least one ITN for every two persons	0.758	0.019	794	412	1.236	0.025	0.720	0.795
At least basic drinking water service	0.752	0.030	3,401	1,762	1.720	0.040	0.692	0.812
Water available when needed	0.897	0.014	3,401	1,762	1.149	0.015	0.869	0.924
At least basic sanitation service	0.609	0.031	3,401	1,762	1.573	0.050	0.547	0.670
Using open defecation	0.006	0.002	3,401	1,762	1.039	0.361	0.002	0.010
Using a handwashing facility with soap and water	0.575	0.024	2,617	1,354	1.055	0.042	0.528	0.623
WOMEN								
No education	0.011	0.005	721	371	1.202	0.425	0.002	0.020
Secondary education or higher	0.532	0.021	704	361	1.131	0.040	0.490	0.575
Literacy	0.964	0.007	721	371	1.034	0.007	0.950	0.979
Use of the internet in last 12 months	0.314	0.025	721	371	1.452	0.080	0.264	0.364
Current tobacco use	0.005	0.004	388	201	1.002	0.692	0.000	0.013
Total fertility rate (3 years)	3.544	0.216	1,946	994	0.947	0.061	3.112	3.977
Currently pregnant	0.042	0.008	721	371	1.062	0.188	0.026	0.058
Mean number of children ever born to women age 40–49	4.588	0.215	144	78	1.300	0.047	4.158	5.018
Median birth interval	44.752	3.423	224	115	1.356	0.076	37.905	51.599
Ideal number of children	3.893	0.090	379	196	1.000	0.023	3.713	4.073
Total wanted fertility rate (3 years)	3.609	0.328	1,045	537	0.942	0.091	2.953	4.264
Currently using any contraceptive method	0.624	0.033	337	171	1.256	0.053	0.557	0.690
Currently using any modern method	0.601	0.033	337	171	1.225	0.055	0.535	0.666
Currently using pill	0.041	0.013	337	171	1.227	0.324	0.014	0.068
Currently using injectables	0.151	0.019	337	171	0.991	0.128	0.113	0.190
Currently using implants	0.346	0.033	337	171	1.272	0.095	0.280	0.412
Currently using male condoms	0.008	0.005	337	171	0.964	0.583	0.000	0.017
Currently using any traditional method	0.023	0.007	337	171	0.900	0.320	0.008	0.038
Unmet need for spacing	0.084	0.021	187	98	1.017	0.246	0.043	0.126
Unmet need for limiting	0.099	0.021	187	98	0.975	0.216	0.056	0.142
Unmet need total	0.183	0.031	187	98	1.078	0.167	0.122	0.244
Demand satisfied by modern methods	0.736	0.039	146	76	1.077	0.054	0.657	0.814
Participation in decisionmaking about family planning	0.937	0.014	187	98	0.787	0.015	0.908	0.965
Not exposed to any of the eight media sources	0.070	0.015	388	201	1.119	0.207	0.041	0.100
Neonatal mortality (0–9 years)	16.184	4.648	617	315	0.923	0.287	6.889	25.480
Post-neonatal mortality (0–9 years)	18.101	7.066	619	316	1.309	0.390	3.970	32.233
Infant mortality (0–9 years)	34.286	8.325	619	316	1.148	0.243	17.635	50.936
Child mortality (0–9 years)	17.347	6.382	612	312	1.107	0.368	4.583	30.110
Under-5 mortality (0–9 years)	51.038	10.084	622	318	1.134	0.198	30.869	71.206
Perinatal mortality rate	37.743	8.910	328	169	0.867	0.236	19.923	55.563
Stillbirth rate	19.584	8.067	328	169	1.073	0.412	3.450	35.717
Early neonatal rate	18.370	7.148	325	167	0.962	0.389	4.075	32.666
Received ANC from a skilled provider	0.991	0.009	125	63	1.052	0.009	0.973	1.000
4+ ANC visits	0.794	0.038	125	63	1.050	0.048	0.718	0.870
8+ ANC visits	0.052	0.024	125	63	1.219	0.469	0.003	0.101
Took any iron-containing supplements	0.982	0.013	125	63	1.043	0.013	0.957	1.000
Mothers protected against tetanus for last birth	0.848	0.036	125	63	1.101	0.042	0.777	0.919
Delivered in a health facility	0.962	0.016	131	67	0.993	0.017	0.929	0.995
Delivered by a skilled provider	0.972	0.015	131	67	1.007	0.015	0.943	1.000
Delivered by C-section	0.165	0.041	131	67	1.248	0.249	0.083	0.247
Women with postnatal check during first 2 days	0.924	0.023	125	63	0.973	0.025	0.878	0.970
Newborns with postnatal check during first 2 days	0.967	0.017	125	63	1.071	0.018	0.932	1.000
Any problem accessing health care	0.712	0.031	388	201	1.328	0.043	0.651	0.773
Ever had vaccination card	1.000	0.000	59	30	na	0.000	1.000	1.000
Received BCG vaccination	1.000	0.000	59	30	na	0.000	1.000	1.000
Received DPT-HepB-Hib vaccination (3 doses)	0.959	0.028	59	30	1.061	0.029	0.903	1.000
Received pneumococcal vaccination (3 doses)	0.921	0.038	59	30	1.069	0.041	0.846	0.996
Received MCV 1 vaccination (12–23 months)	1.000	0.000	59	30	na	0.000	1.000	1.000
Fully vaccinated according to national schedule (12–23 months)	0.701	0.073	59	30	1.168	0.105	0.554	0.848
Received MCV 2 vaccination (24–35 months)	0.748	0.061	57	29	1.000	0.081	0.626	0.870
Fully vaccinated according to national schedule (24–35 months)	0.581	0.069	57	29	1.036	0.120	0.442	0.719
Sought treatment for diarrhoea	0.249	0.070	51	24	1.102	0.281	0.109	0.388
Treated with ORS	0.324	0.069	51	24	1.026	0.214	0.185	0.463
Height-for-age (-3SD)	0.042	0.015	343	176	1.269	0.351	0.012	0.071
Height-for-age (-2SD)	0.166	0.025	343	176	1.141	0.152	0.115	0.216
Weight-for-height (-2SD)	0.024	0.010	346	178	1.095	0.436	0.003	0.044
Weight-for-height (+2SD)	0.035	0.009	346	178	0.888	0.251	0.017	0.053
Weight-for-age (-2SD)	0.092	0.023	343	176	1.373	0.244	0.047	0.138
Exclusive breastfeeding	0.658	0.135	16	9	1.096	0.206	0.387	0.928
Minimum dietary diversity (children 6–23 months)	0.628	0.058	53	26	0.864	0.092	0.513	0.744
Body Mass Index (BMI) <18.5	0.042	0.014	244	128	1.078	0.326	0.015	0.070
Body Mass Index (BMI) ≥25.0	0.434	0.040	244	128	1.275	0.093	0.353	0.514
Body Mass Index-for-age (-2SD)	0.046	0.023	109	57	1.156	0.497	0.000	0.093
Body Mass Index-for-age (+1SD)	0.103	0.032	109	57	1.110	0.310	0.039	0.167
Minimum dietary diversity (women 15–49)	0.679	0.022	721	371	1.246	0.032	0.635	0.722
Child slept under an ITN last night	0.793	0.030	349	179	1.207	0.037	0.734	0.852
Pregnant women slept under an ITN last night	0.917	0.051	33	16	1.011	0.055	0.816	1.000
Received 3+ doses of SP/Fansidar	0.591	0.047	74	36	0.816	0.079	0.497	0.685
Child has fever in last 2 weeks	0.162	0.025	311	159	1.226	0.156	0.111	0.212
Child had blood taken from finger/heel	0.238	0.086	50	26	1.416	0.361	0.066	0.409

(Continued...)

Table B.42—Continued

VARIABLE	R	SE	N	WN	DEFT	SE/R	R-2SE	R+2SE
WOMEN								
Child took ACT	1.000	0.000	7	4	na	0.000	1.000	1.000
Discriminatory attitudes towards people with HIV	0.144	0.023	386	199	1.301	0.162	0.098	0.191
Condom use at last sex	0.403	0.076	51	27	1.089	0.188	0.252	0.555
Tested for HIV in the past 12 months and received the results of the last test	0.444	0.024	388	201	0.933	0.053	0.397	0.491
Employed in last 12 months	0.586	0.033	337	171	1.210	0.056	0.521	0.651
Employed in last 12 months, but not paid	0.036	0.014	197	100	1.049	0.388	0.008	0.064
Mobile phone ownership	0.653	0.015	721	371	0.849	0.023	0.623	0.683
Have and use a bank account or mobile phone for financial transactions	0.684	0.010	721	371	0.601	0.015	0.663	0.705
Participate in decisionmaking (all three decisions)	0.748	0.032	337	171	1.353	0.043	0.683	0.812
Agree with at least one specified reason a husband is justified in wife beating	0.412	0.022	721	371	1.219	0.054	0.368	0.457
Make own decisions about sexual relations, contraceptive use, and reproductive care	0.617	0.038	187	98	1.068	0.062	0.541	0.694
Experienced physical violence since age 15 by any perpetrator	0.338	0.026	342	195	0.996	0.076	0.287	0.389
Experienced sexual violence by any perpetrator ever	0.119	0.022	342	195	1.249	0.184	0.075	0.163
Experienced sexual violence by any non-intimate partner	0.057	0.020	342	195	1.583	0.348	0.017	0.097
Experienced physical/sexual violence by the current or most recent husband or intimate partner ever	0.334	0.029	283	153	1.040	0.087	0.276	0.393
Experienced emotional/physical/sexual violence by any husband or intimate partner ever in the past 12 months	0.302	0.034	283	153	1.230	0.112	0.234	0.369
MEN								
No education	0.010	0.007	290	156	1.172	0.678	0.000	0.024
Secondary education or higher	0.522	0.043	287	155	1.462	0.083	0.435	0.608
Literacy	0.954	0.018	290	156	1.462	0.019	0.918	0.990
Use of the internet in last 12 months	0.429	0.034	290	156	1.164	0.079	0.361	0.497
Current tobacco use	0.161	0.026	290	156	1.213	0.163	0.108	0.213
Want no more children	0.449	0.055	101	52	1.104	0.123	0.339	0.559
Discriminatory attitudes towards people with HIV	0.191	0.027	290	156	1.150	0.139	0.138	0.244
Condom use at last sex	0.676	0.041	90	47	0.831	0.061	0.594	0.759
Tested for HIV in the past 12 months and received the results of the last test	0.267	0.028	290	156	1.094	0.107	0.210	0.323
Male circumcision	0.994	0.005	290	156	0.992	0.005	0.985	1.000
Mobile phone ownership	0.657	0.032	290	156	1.148	0.049	0.593	0.721
Have and use a bank account or mobile phone for financial transactions	0.870	0.029	290	156	1.455	0.033	0.812	0.927
Agree with at least one specified reason a husband is justified in wife beating	0.386	0.038	290	156	1.308	0.097	0.311	0.461

Table B.43 Sampling errors: Bungoma sample, Kenya 2022

VARIABLE	R	SE	N	WN	DEFT	SE/R	R-2SE	R+2SE
HOUSEHOLDS AND POPULATION								
Births registered with civil authority	0.645	0.035	479	661	1.384	0.053	0.576	0.714
Ownership of at least one ITN	0.894	0.014	854	1,169	1.369	0.016	0.865	0.923
Ownership of at least one ITN for every two persons	0.706	0.023	843	1,157	1.452	0.032	0.660	0.751
At least basic drinking water service	0.700	0.038	3,723	5,226	2.121	0.054	0.624	0.775
Water available when needed	0.611	0.043	3,723	5,226	2.270	0.070	0.526	0.696
At least basic sanitation service	0.402	0.029	3,723	5,226	1.527	0.072	0.344	0.460
Using open defecation	0.013	0.004	3,723	5,226	0.956	0.329	0.004	0.021
Using a handwashing facility with soap and water	0.711	0.029	3,040	4,265	1.480	0.040	0.654	0.768
WOMEN								
No education	0.008	0.003	841	1,138	1.041	0.390	0.002	0.015
Secondary education or higher	0.570	0.022	830	1,122	1.276	0.038	0.527	0.614
Literacy	0.906	0.009	841	1,138	0.933	0.010	0.887	0.925
Use of the internet in last 12 months	0.319	0.035	841	1,138	2.168	0.109	0.249	0.389
Current tobacco use	0.008	0.006	426	572	1.380	0.742	0.000	0.020
Total fertility rate (3 years)	3.614	0.192	2,330	3,148	1.068	0.053	3.230	3.998
Currently pregnant	0.060	0.008	841	1,138	0.979	0.134	0.044	0.076
Mean number of children ever born to women age 40–49	5.521	0.207	144	206	1.055	0.038	5.107	5.935
Median birth interval	41.744	2.614	309	411	1.470	0.063	36.516	46.972
Ideal number of children	3.888	0.111	421	566	1.334	0.029	3.665	4.111
Total wanted fertility rate (3 years)	2.614	0.254	1,176	1,577	1.103	0.097	2.106	3.121
Currently using any contraceptive method	0.660	0.021	457	614	0.953	0.032	0.617	0.702
Currently using any modern method	0.637	0.023	457	614	1.014	0.036	0.591	0.682
Currently using pill	0.043	0.011	457	614	1.192	0.264	0.020	0.065
Currently using injectables	0.234	0.023	457	614	1.156	0.098	0.189	0.280
Currently using implants	0.268	0.023	457	614	1.109	0.086	0.222	0.314
Currently using male condoms	0.014	0.005	457	614	0.986	0.390	0.003	0.025
Currently using any traditional method	0.023	0.009	457	614	1.253	0.384	0.005	0.040
Unmet need for spacing	0.096	0.021	229	311	1.052	0.213	0.055	0.138
Unmet need for limiting	0.050	0.013	229	311	0.867	0.250	0.025	0.075
Unmet need total	0.146	0.025	229	311	1.078	0.172	0.096	0.197
Demand satisfied by modern methods	0.790	0.031	182	248	1.034	0.040	0.727	0.852
Participation in decisionmaking about family planning	0.887	0.027	229	311	1.268	0.030	0.834	0.940
Not exposed to any of the eight media sources	0.059	0.013	426	572	1.102	0.213	0.034	0.085
Neonatal mortality (0–9 years)	24.587	5.778	889	1,187	0.988	0.235	13.031	36.143
Post-neonatal mortality (0–9 years)	14.689	3.682	889	1,187	0.937	0.251	7.326	22.052
Infant mortality (0–9 years)	39.276	6.702	890	1,189	0.946	0.171	25.873	52.680
Child mortality (0–9 years)	16.266	4.775	869	1,176	1.026	0.294	6.715	25.816
Under-5 mortality (0–9 years)	54.903	8.565	892	1,193	1.076	0.156	37.774	72.033
Perinatal mortality rate	28.178	7.395	448	590	0.860	0.262	13.388	42.969
Stillbirth rate	8.912	4.514	448	590	1.006	0.506	0.000	17.939
Early neonatal rate	19.440	6.333	444	584	0.842	0.326	6.773	32.107
Received ANC from a skilled provider	0.986	0.010	177	228	1.107	0.010	0.966	1.000
4+ ANC visits	0.725	0.038	177	228	1.119	0.052	0.650	0.801
8+ ANC visits	0.031	0.016	177	228	1.185	0.499	0.000	0.062
Took any iron-containing supplements	0.903	0.023	177	228	1.015	0.025	0.857	0.948
Mothers protected against tetanus for last birth	0.742	0.040	177	228	1.216	0.054	0.662	0.823
Delivered in a health facility	0.876	0.033	187	243	1.278	0.038	0.809	0.942
Delivered by a skilled provider	0.872	0.032	187	243	1.234	0.037	0.807	0.936
Delivered by C-section	0.113	0.034	187	243	1.346	0.298	0.046	0.180
Women with postnatal check during first 2 days	0.587	0.045	177	228	1.214	0.077	0.497	0.677
Newborns with postnatal check during first 2 days	0.749	0.035	177	228	1.065	0.046	0.680	0.819
Any problem accessing health care	0.679	0.027	426	572	1.213	0.041	0.624	0.734
Ever had vaccination card	1.000	0.000	90	118	na	0.000	1.000	1.000
Received BCG vaccination	1.000	0.000	90	118	na	0.000	1.000	1.000
Received DPT-HepB-Hib vaccination (3 doses)	0.973	0.016	90	118	0.912	0.016	0.942	1.000
Received pneumococcal vaccination (3 doses)	1.000	0.000	90	118	na	0.000	1.000	1.000
Received MCV 1 vaccination (12–23 months)	0.913	0.032	90	118	1.070	0.035	0.849	0.978
Fully vaccinated according to national schedule (12–23 months)	0.659	0.059	90	118	1.156	0.090	0.541	0.777
Received MCV 2 vaccination (24–35 months)	0.669	0.050	82	106	0.931	0.075	0.568	0.769
Fully vaccinated according to national schedule (24–35 months)	0.290	0.063	82	106	1.222	0.218	0.164	0.417
Sought treatment for diarrhoea	0.543	0.060	76	102	1.026	0.111	0.422	0.664
Treated with ORS	0.452	0.055	76	102	0.941	0.122	0.342	0.563
Height-for-age (-3SD)	0.040	0.009	480	665	0.929	0.220	0.023	0.058
Height-for-age (-2SD)	0.190	0.022	480	665	1.187	0.115	0.146	0.234
Weight-for-height (-2SD)	0.023	0.009	479	663	1.234	0.382	0.005	0.040
Weight-for-height (+2SD)	0.016	0.006	479	663	0.917	0.357	0.005	0.028
Weight-for-age (-2SD)	0.096	0.017	480	665	1.240	0.178	0.062	0.131
Exclusive breastfeeding	0.519	0.127	21	25	1.132	0.245	0.265	0.774
Minimum dietary diversity (children 6–23 months)	0.415	0.075	56	74	1.132	0.181	0.265	0.566
Body Mass Index (BMI) <18.5	0.077	0.016	290	388	0.989	0.202	0.046	0.109
Body Mass Index (BMI) ≥25.0	0.337	0.032	290	388	1.129	0.094	0.274	0.400
Body Mass Index-for-age (-2SD)	0.053	0.030	97	132	1.330	0.568	0.000	0.114
Body Mass Index-for-age (+1SD)	0.064	0.022	97	132	0.889	0.346	0.020	0.107
Minimum dietary diversity (women 15–49)	0.472	0.035	841	1,138	2.004	0.073	0.403	0.541
Child slept under an ITN last night	0.742	0.025	486	671	1.148	0.034	0.692	0.793
Pregnant women slept under an ITN last night	0.733	0.063	53	69	1.006	0.086	0.607	0.858
Received 3+ doses of SP/Fansidar	0.406	0.066	82	106	1.208	0.163	0.274	0.539
Child has fever in last 2 weeks	0.196	0.022	423	561	1.065	0.114	0.151	0.240
Child had blood taken from finger/heel	0.505	0.052	83	110	0.887	0.102	0.401	0.608

(Continued...)

Table B.43—Continued

VARIABLE	R	SE	N	WN	DEFT	SE/R	R-2SE	R+2SE
WOMEN								
Child took ACT	0.990	0.010	45	59	0.676	0.010	0.970	1.000
Discriminatory attitudes towards people with HIV	0.348	0.019	425	571	0.838	0.056	0.309	0.387
Condom use at last sex	0.432	0.062	96	135	1.210	0.143	0.309	0.556
Tested for HIV in the past 12 months and received the results of the last test	0.393	0.032	426	572	1.361	0.082	0.329	0.458
Employed in last 12 months	0.798	0.021	457	614	1.125	0.027	0.755	0.840
Employed in last 12 months, but not paid	0.212	0.027	363	490	1.242	0.126	0.158	0.265
Mobile phone ownership	0.637	0.030	841	1,138	1.820	0.047	0.576	0.697
Have and use a bank account or mobile phone for financial transactions	0.785	0.027	841	1,138	1.884	0.034	0.732	0.839
Participate in decisionmaking (all three decisions)	0.523	0.032	457	614	1.374	0.061	0.459	0.588
Agree with at least one specified reason a husband is justified in wife beating	0.706	0.028	841	1,138	1.770	0.039	0.651	0.762
Make own decisions about sexual relations, contraceptive use, and reproductive care	0.617	0.038	229	311	1.178	0.061	0.541	0.693
Experienced physical violence since age 15 by any perpetrator	0.622	0.024	424	623	1.002	0.038	0.575	0.669
Experienced sexual violence by any perpetrator ever	0.303	0.027	424	623	1.209	0.089	0.249	0.357
Experienced sexual violence by any non-intimate partner	0.090	0.016	424	623	1.179	0.183	0.057	0.122
Experienced physical/sexual violence by the current or most recent husband or intimate partner ever	0.482	0.030	401	575	1.214	0.063	0.421	0.542
Experienced emotional/physical/sexual violence by any husband or intimate partner ever in the past 12 months	0.476	0.022	401	575	0.861	0.045	0.433	0.519
MEN								
No education	0.003	0.003	328	448	1.011	1.006	0.000	0.009
Secondary education or higher	0.564	0.033	318	432	1.180	0.058	0.498	0.630
Literacy	0.877	0.015	328	448	0.809	0.017	0.848	0.907
Use of the internet in last 12 months	0.438	0.037	328	448	1.363	0.086	0.363	0.513
Current tobacco use	0.052	0.013	328	448	1.089	0.258	0.025	0.079
Want no more children	0.379	0.043	140	179	1.040	0.113	0.293	0.464
Discriminatory attitudes towards people with HIV	0.377	0.037	324	442	1.352	0.097	0.304	0.450
Condom use at last sex	0.689	0.058	118	162	1.352	0.084	0.573	0.805
Tested for HIV in the past 12 months and received the results of the last test	0.308	0.031	328	448	1.220	0.101	0.246	0.371
Male circumcision	0.970	0.013	328	448	1.327	0.013	0.945	0.995
Mobile phone ownership	0.662	0.028	328	448	1.052	0.042	0.607	0.718
Have and use a bank account or mobile phone for financial transactions	0.698	0.022	328	448	0.860	0.031	0.654	0.741
Agree with at least one specified reason a husband is justified in wife beating	0.486	0.028	328	448	1.015	0.058	0.430	0.542

Table B.44 Sampling errors: Busia sample, Kenya 2022

VARIABLE	R	SE	N	WN	DEFT	SE/R	R-2SE	R+2SE
HOUSEHOLDS AND POPULATION								
Births registered with civil authority	0.698	0.032	496	391	1.275	0.045	0.634	0.761
Ownership of at least one ITN	0.935	0.011	834	653	1.297	0.012	0.913	0.957
Ownership of at least one ITN for every two persons	0.674	0.026	834	653	1.613	0.039	0.622	0.727
At least basic drinking water service	0.571	0.045	3,771	3,042	2.285	0.079	0.480	0.661
Water available when needed	0.688	0.042	3,771	3,042	2.240	0.060	0.605	0.771
At least basic sanitation service	0.306	0.034	3,771	3,042	1.829	0.110	0.238	0.373
Using open defecation	0.008	0.004	3,771	3,042	1.125	0.505	0.000	0.016
Using a handwashing facility with soap and water	0.680	0.020	3,024	2,421	0.974	0.030	0.639	0.720
WOMEN								
No education	0.033	0.007	768	622	1.049	0.205	0.019	0.046
Secondary education or higher	0.451	0.029	761	616	1.585	0.064	0.393	0.508
Literacy	0.865	0.016	768	622	1.304	0.019	0.832	0.897
Use of the internet in last 12 months	0.245	0.026	768	622	1.682	0.107	0.193	0.298
Current tobacco use	0.003	0.003	411	336	1.068	0.995	0.000	0.008
Total fertility rate (3 years)	3.708	0.236	2,140	1,714	1.190	0.064	3.236	4.180
Currently pregnant	0.065	0.009	768	622	0.963	0.132	0.048	0.082
Mean number of children ever born to women age 40–49	5.552	0.205	144	124	0.987	0.037	5.142	5.962
Median birth interval	46.158	2.622	303	246	1.281	0.057	40.913	51.403
Ideal number of children	3.879	0.076	408	335	1.044	0.020	3.726	4.031
Total wanted fertility rate (3 years)	2.999	0.300	1,153	931	0.972	0.100	2.399	3.599
Currently using any contraceptive method	0.564	0.025	451	360	1.055	0.044	0.515	0.614
Currently using any modern method	0.554	0.025	451	360	1.074	0.045	0.504	0.604
Currently using pill	0.014	0.005	451	360	0.898	0.352	0.004	0.024
Currently using injectables	0.141	0.019	451	360	1.140	0.133	0.103	0.178
Currently using implants	0.276	0.022	451	360	1.046	0.080	0.232	0.320
Currently using male condoms	0.024	0.008	451	360	1.079	0.326	0.008	0.039
Currently using any traditional method	0.010	0.004	451	360	0.895	0.416	0.002	0.019
Unmet need for spacing	0.116	0.021	243	195	1.033	0.184	0.073	0.158
Unmet need for limiting	0.070	0.018	243	195	1.082	0.253	0.035	0.106
Unmet need total	0.186	0.026	243	195	1.034	0.139	0.134	0.238
Demand satisfied by modern methods	0.734	0.036	186	149	1.094	0.048	0.663	0.805
Participation in decisionmaking about family planning	0.834	0.027	243	195	1.120	0.032	0.781	0.888
Not exposed to any of the eight media sources	0.059	0.014	411	336	1.170	0.230	0.032	0.087
Neonatal mortality (0–9 years)	21.764	6.517	827	658	1.189	0.299	8.731	34.797
Post-neonatal mortality (0–9 years)	12.062	4.129	824	655	1.070	0.342	3.804	20.320
Infant mortality (0–9 years)	33.826	7.708	828	659	1.162	0.228	18.411	49.241
Child mortality (0–9 years)	19.864	4.925	786	628	1.055	0.248	10.014	29.713
Under-5 mortality (0–9 years)	53.018	7.665	830	661	0.978	0.145	37.687	68.348
Perinatal mortality rate	42.251	9.457	438	342	0.871	0.224	23.338	61.165
Stillbirth rate	22.192	7.471	438	342	0.927	0.337	7.250	37.135
Early neonatal rate	20.458	7.803	428	335	1.005	0.381	4.851	36.065
Received ANC from a skilled provider	0.994	0.006	179	139	1.076	0.007	0.981	1.000
4+ ANC visits	0.707	0.037	179	139	1.079	0.052	0.634	0.781
8+ ANC visits	0.063	0.018	179	139	0.993	0.288	0.026	0.099
Took any iron-containing supplements	0.945	0.019	179	139	1.091	0.020	0.907	0.982
Mothers protected against tetanus for last birth	0.915	0.023	179	139	1.112	0.025	0.868	0.961
Delivered in a health facility	0.847	0.032	189	145	1.174	0.038	0.782	0.911
Delivered by a skilled provider	0.876	0.034	189	145	1.282	0.039	0.807	0.944
Delivered by C-section	0.111	0.023	189	145	0.901	0.205	0.066	0.157
Women with postnatal check during first 2 days	0.914	0.020	179	139	0.973	0.022	0.874	0.955
Newborns with postnatal check during first 2 days	0.919	0.021	179	139	1.016	0.023	0.877	0.961
Any problem accessing health care	0.480	0.027	411	336	1.099	0.057	0.426	0.534
Ever had vaccination card	0.997	0.003	73	52	0.440	0.003	0.991	1.000
Received BCG vaccination	0.982	0.018	73	52	1.113	0.019	0.946	1.000
Received DPT-HepB-Hib vaccination (3 doses)	0.965	0.033	73	52	1.484	0.034	0.899	1.000
Received pneumococcal vaccination (3 doses)	0.925	0.033	73	52	1.006	0.036	0.859	0.991
Received MCV 1 vaccination (12–23 months)	0.905	0.040	73	52	1.085	0.044	0.826	0.984
Fully vaccinated according to national schedule (12–23 months)	0.558	0.074	73	52	1.154	0.132	0.411	0.705
Received MCV 2 vaccination (24–35 months)	0.843	0.049	68	56	1.121	0.058	0.745	0.941
Fully vaccinated according to national schedule (24–35 months)	0.602	0.060	68	56	1.028	0.100	0.481	0.722
Sought treatment for diarrhoea	0.666	0.055	67	51	0.937	0.083	0.556	0.777
Treated with ORS	0.651	0.056	67	51	0.934	0.086	0.539	0.762
Height-for-age (-3SD)	0.031	0.009	487	385	1.160	0.285	0.013	0.049
Height-for-age (-2SD)	0.150	0.021	487	385	1.256	0.141	0.108	0.192
Weight-for-height (-2SD)	0.028	0.009	488	386	1.250	0.327	0.010	0.047
Weight-for-height (+2SD)	0.031	0.008	488	386	0.997	0.246	0.015	0.046
Weight-for-age (-2SD)	0.063	0.014	489	387	1.183	0.227	0.034	0.092
Exclusive breastfeeding	0.567	0.076	33	27	0.871	0.134	0.415	0.719
Minimum dietary diversity (children 6–23 months)	0.419	0.090	58	45	1.370	0.215	0.238	0.599
Body Mass Index (BMI) <18.5	0.087	0.018	280	224	1.048	0.205	0.051	0.122
Body Mass Index (BMI) ≥25.0	0.393	0.038	280	224	1.299	0.097	0.317	0.469
Body Mass Index-for-age (-2SD)	0.042	0.021	85	77	1.020	0.498	0.000	0.085
Body Mass Index-for-age (+1SD)	0.080	0.034	85	77	1.209	0.421	0.013	0.148
Minimum dietary diversity (women 15–49)	0.412	0.033	768	622	1.828	0.079	0.347	0.477
Child slept under an ITN last night	0.838	0.021	498	393	1.106	0.025	0.796	0.880
Pregnant women slept under an ITN last night	0.813	0.057	52	39	1.025	0.070	0.700	0.927
Received 3+ doses of SP/Fansidar	0.347	0.066	96	74	1.347	0.190	0.215	0.479
Child has fever in last 2 weeks	0.293	0.028	402	317	1.167	0.095	0.237	0.348
Child had blood taken from finger/heel	0.797	0.039	116	93	0.996	0.049	0.719	0.875

(Continued...)

Table B.44—Continued

VARIABLE	R	SE	N	WN	DEFT	SE/R	R-2SE	R+2SE
WOMEN								
Child took ACT	0.952	0.034	70	56	1.053	0.035	0.885	1.000
Discriminatory attitudes towards people with HIV	0.141	0.017	411	336	0.979	0.119	0.107	0.175
Condom use at last sex	0.290	0.054	72	58	1.003	0.186	0.182	0.399
Tested for HIV in the past 12 months and received the results of the last test	0.462	0.022	411	336	0.912	0.049	0.417	0.507
Employed in last 12 months	0.759	0.025	451	360	1.263	0.034	0.708	0.810
Employed in last 12 months, but not paid	0.353	0.042	341	273	1.625	0.120	0.269	0.438
Mobile phone ownership	0.650	0.019	768	622	1.100	0.029	0.612	0.688
Have and use a bank account or mobile phone for financial transactions	0.745	0.021	768	622	1.302	0.028	0.704	0.786
Participate in decisionmaking (all three decisions)	0.509	0.023	451	360	0.993	0.046	0.462	0.556
Agree with at least one specified reason a husband is justified in wife beating	0.464	0.021	768	622	1.148	0.045	0.423	0.506
Make own decisions about sexual relations, contraceptive use, and reproductive care	0.515	0.032	243	195	1.010	0.063	0.450	0.580
Experienced physical violence since age 15 by any perpetrator	0.384	0.024	385	309	0.951	0.061	0.337	0.431
Experienced sexual violence by any perpetrator ever	0.147	0.024	385	309	1.337	0.164	0.099	0.196
Experienced sexual violence by any non-intimate partner	0.042	0.012	385	309	1.214	0.298	0.017	0.066
Experienced physical/sexual violence by the current or most recent husband or intimate partner ever	0.380	0.031	346	268	1.172	0.081	0.318	0.441
Experienced emotional/physical/sexual violence by any husband or intimate partner ever in the past 12 months	0.411	0.026	346	268	0.965	0.062	0.360	0.462
MEN								
No education	0.007	0.005	296	262	1.025	0.696	0.000	0.017
Secondary education or higher	0.467	0.035	293	259	1.203	0.075	0.396	0.537
Literacy	0.838	0.020	296	262	0.948	0.024	0.798	0.879
Use of the internet in last 12 months	0.387	0.050	296	262	1.742	0.128	0.288	0.486
Current tobacco use	0.039	0.011	296	262	0.992	0.288	0.016	0.061
Want no more children	0.446	0.047	128	107	1.054	0.104	0.353	0.540
Discriminatory attitudes towards people with HIV	0.151	0.024	296	262	1.173	0.162	0.102	0.200
Condom use at last sex	0.647	0.048	98	84	0.988	0.074	0.551	0.743
Tested for HIV in the past 12 months and received the results of the last test	0.302	0.027	296	262	1.015	0.090	0.248	0.356
Male circumcision	0.963	0.013	296	262	1.204	0.014	0.937	0.990
Mobile phone ownership	0.662	0.030	296	262	1.081	0.045	0.603	0.722
Have and use a bank account or mobile phone for financial transactions	0.781	0.024	296	262	1.012	0.031	0.733	0.830
Agree with at least one specified reason a husband is justified in wife beating	0.525	0.046	296	262	1.567	0.087	0.434	0.616

Table B.45 Sampling errors: Siaya sample, Kenya 2022

VARIABLE	R	SE	N	WN	DEFT	SE/R	R-2SE	R+2SE
HOUSEHOLDS AND POPULATION								
Births registered with civil authority	0.690	0.027	399	330	0.976	0.039	0.637	0.744
Ownership of at least one ITN	0.867	0.015	843	703	1.246	0.017	0.838	0.896
Ownership of at least one ITN for every two persons	0.586	0.017	843	703	1.004	0.029	0.552	0.620
At least basic drinking water service	0.485	0.037	3,203	2,703	1.884	0.077	0.410	0.559
Water available when needed	0.654	0.026	3,203	2,703	1.376	0.040	0.602	0.707
At least basic sanitation service	0.350	0.022	3,203	2,703	1.163	0.064	0.306	0.395
Using open defecation	0.062	0.017	3,203	2,703	1.731	0.267	0.029	0.095
Using a handwashing facility with soap and water	0.207	0.021	3,084	2,608	1.269	0.103	0.164	0.249
WOMEN								
No education	0.011	0.005	674	537	1.296	0.467	0.001	0.022
Secondary education or higher	0.448	0.024	671	535	1.266	0.054	0.400	0.497
Literacy	0.908	0.018	674	537	1.624	0.020	0.872	0.945
Use of the internet in last 12 months	0.314	0.026	674	537	1.478	0.084	0.261	0.367
Current tobacco use	0.000	0.000	343	275	na	na	0.000	0.000
Total fertility rate (3 years)	3.993	0.249	1,888	1,501	0.986	0.062	3.496	4.491
Currently pregnant	0.047	0.007	674	537	0.867	0.151	0.033	0.061
Mean number of children ever born to women age 40–49	5.538	0.197	119	98	0.952	0.036	5.144	5.933
Median birth interval	41.708	2.143	284	226	1.191	0.051	37.422	45.994
Ideal number of children	3.451	0.087	343	275	1.213	0.025	3.276	3.625
Total wanted fertility rate (3 years)	2.593	0.265	969	771	1.076	0.102	2.062	3.124
Currently using any contraceptive method	0.435	0.026	367	299	1.003	0.060	0.383	0.487
Currently using any modern method	0.429	0.026	367	299	1.023	0.062	0.376	0.482
Currently using pill	0.037	0.009	367	299	0.894	0.239	0.019	0.054
Currently using injectables	0.156	0.020	367	299	1.076	0.131	0.115	0.197
Currently using implants	0.170	0.025	367	299	1.275	0.147	0.120	0.220
Currently using male condoms	0.036	0.010	367	299	0.979	0.266	0.017	0.055
Currently using any traditional method	0.006	0.003	367	299	0.754	0.527	0.000	0.011
Unmet need for spacing	0.094	0.028	186	155	1.301	0.297	0.038	0.150
Unmet need for limiting	0.178	0.031	186	155	1.086	0.171	0.117	0.240
Unmet need total	0.273	0.036	186	155	1.098	0.132	0.201	0.345
Demand satisfied by modern methods	0.599	0.054	133	108	1.252	0.091	0.490	0.707
Participation in decisionmaking about family planning	0.915	0.025	186	155	1.220	0.027	0.865	0.965
Not exposed to any of the eight media sources	0.042	0.014	343	275	1.322	0.342	0.013	0.071
Neonatal mortality (0–9 years)	23.696	4.436	757	615	0.791	0.187	14.823	32.568
Post-neonatal mortality (0–9 years)	21.572	6.656	759	615	1.265	0.309	8.261	34.884
Infant mortality (0–9 years)	45.268	8.681	758	616	1.110	0.192	27.905	62.630
Child mortality (0–9 years)	18.755	4.950	724	584	0.976	0.264	8.856	28.654
Under-5 mortality (0–9 years)	63.174	10.800	759	617	1.155	0.171	41.575	84.773
Perinatal mortality rate	54.047	15.566	401	323	1.255	0.288	22.915	85.180
Stillbirth rate	29.486	10.967	401	323	1.165	0.372	7.551	51.421
Early neonatal rate	25.308	7.503	391	314	0.964	0.296	10.301	40.315
Received ANC from a skilled provider	0.991	0.009	149	119	1.136	0.009	0.973	1.000
4+ ANC visits	0.651	0.039	149	119	0.996	0.060	0.573	0.729
8+ ANC visits	0.030	0.015	149	119	1.032	0.480	0.001	0.059
Took any iron-containing supplements	0.893	0.032	149	119	1.270	0.036	0.828	0.958
Mothers protected against tetanus for last birth	0.649	0.044	149	119	1.112	0.067	0.561	0.736
Delivered in a health facility	0.903	0.025	157	125	1.070	0.028	0.853	0.954
Delivered by a skilled provider	0.949	0.018	157	125	1.005	0.019	0.913	0.984
Delivered by C-section	0.157	0.033	157	125	0.992	0.207	0.092	0.222
Women with postnatal check during first 2 days	0.863	0.030	149	119	1.057	0.035	0.803	0.923
Newborns with postnatal check during first 2 days	0.859	0.031	149	119	1.075	0.036	0.798	0.921
Any problem accessing health care	0.671	0.033	343	275	1.317	0.050	0.604	0.738
Ever had vaccination card	1.000	0.000	73	58	na	0.000	1.000	1.000
Received BCG vaccination	0.993	0.007	73	58	0.709	0.007	0.979	1.000
Received DPT-HepB-Hib vaccination (3 doses)	0.939	0.025	73	58	0.901	0.027	0.888	0.990
Received pneumococcal vaccination (3 doses)	0.914	0.030	73	58	0.910	0.033	0.854	0.975
Received MCV 1 vaccination (12–23 months)	0.941	0.043	73	58	1.280	0.045	0.856	1.000
Fully vaccinated according to national schedule (12–23 months)	0.699	0.066	73	58	1.171	0.094	0.567	0.831
Received MCV 2 vaccination (24–35 months)	0.541	0.069	85	66	1.227	0.128	0.402	0.680
Fully vaccinated according to national schedule (24–35 months)	0.266	0.055	85	66	1.113	0.205	0.157	0.375
Sought treatment for diarrhoea	0.581	0.101	23	16	0.904	0.173	0.380	0.782
Treated with ORS	0.384	0.107	23	16	0.971	0.278	0.171	0.597
Height-for-age (-3SD)	0.053	0.013	394	325	1.141	0.248	0.027	0.079
Height-for-age (-2SD)	0.192	0.025	394	325	1.155	0.129	0.142	0.242
Weight-for-height (-2SD)	0.017	0.008	396	327	1.292	0.501	0.000	0.033
Weight-for-height (+2SD)	0.026	0.010	396	327	1.247	0.407	0.005	0.046
Weight-for-age (-2SD)	0.070	0.019	395	326	1.418	0.271	0.032	0.108
Exclusive breastfeeding	0.282	0.162	11	7	1.121	0.572	0.000	0.605
Minimum dietary diversity (children 6–23 months)	0.230	0.059	50	43	0.979	0.256	0.112	0.348
Body Mass Index (BMI) <18.5	0.062	0.017	247	193	1.118	0.279	0.027	0.097
Body Mass Index (BMI) ≥25.0	0.369	0.031	247	193	0.983	0.083	0.308	0.430
Body Mass Index-for-age (-2SD)	0.023	0.018	74	63	1.083	0.798	0.000	0.060
Body Mass Index-for-age (+1SD)	0.195	0.046	74	63	1.017	0.234	0.104	0.286
Minimum dietary diversity (women 15–49)	0.344	0.023	674	537	1.275	0.068	0.298	0.391
Child slept under an ITN last night	0.770	0.023	401	333	1.017	0.030	0.724	0.817
Pregnant women slept under an ITN last night	0.724	0.092	29	26	1.137	0.127	0.541	0.907
Received 3+ doses of SP/Fansidar	0.338	0.062	65	53	1.046	0.183	0.214	0.462
Child has fever in last 2 weeks	0.136	0.015	375	302	0.790	0.109	0.106	0.165
Child had blood taken from finger/heel	0.656	0.078	57	41	1.156	0.118	0.501	0.812

(Continued...)

Table B.45—Continued

VARIABLE	R	SE	N	WN	DEFT	SE/R	R-2SE	R+2SE
WOMEN								
Child took ACT	0.959	0.027	41	31	0.863	0.028	0.905	1.000
Discriminatory attitudes towards people with HIV	0.009	0.005	341	273	0.913	0.530	0.000	0.018
Condom use at last sex	0.377	0.071	59	41	1.108	0.188	0.235	0.518
Tested for HIV in the past 12 months and received the results of the last test	0.592	0.027	343	275	1.007	0.045	0.539	0.646
Employed in last 12 months	0.553	0.023	367	299	0.896	0.042	0.507	0.600
Employed in last 12 months, but not paid	0.062	0.018	212	165	1.079	0.289	0.026	0.098
Mobile phone ownership	0.707	0.023	674	537	1.303	0.032	0.661	0.753
Have and use a bank account or mobile phone for financial transactions	0.786	0.017	674	537	1.096	0.022	0.751	0.821
Participate in decisionmaking (all three decisions)	0.614	0.027	367	299	1.052	0.044	0.561	0.668
Agree with at least one specified reason a husband is justified in wife beating	0.229	0.017	674	537	1.020	0.072	0.196	0.262
Make own decisions about sexual relations, contraceptive use, and reproductive care	0.611	0.036	186	155	1.001	0.059	0.539	0.683
Experienced physical violence since age 15 by any perpetrator	0.236	0.030	344	291	1.326	0.129	0.175	0.297
Experienced sexual violence by any perpetrator ever	0.057	0.014	344	291	1.147	0.252	0.028	0.086
Experienced sexual violence by any non-intimate partner	0.002	0.002	344	291	0.837	1.003	0.000	0.006
Experienced physical/sexual violence by the current or most recent husband or intimate partner ever	0.265	0.031	292	232	1.195	0.117	0.203	0.327
Experienced emotional/physical/sexual violence by any husband or intimate partner ever in the past 12 months	0.210	0.035	292	232	1.465	0.167	0.140	0.280
MEN								
No education	0.012	0.008	282	227	1.174	0.636	0.000	0.027
Secondary education or higher	0.488	0.036	282	227	1.197	0.073	0.416	0.559
Literacy	0.884	0.018	282	227	0.938	0.020	0.849	0.920
Use of the internet in last 12 months	0.416	0.034	282	227	1.150	0.081	0.348	0.484
Current tobacco use	0.044	0.016	282	227	1.287	0.358	0.013	0.076
Want no more children	0.316	0.045	131	99	1.094	0.141	0.227	0.405
Discriminatory attitudes towards people with HIV	0.146	0.020	279	225	0.933	0.135	0.107	0.186
Condom use at last sex	0.882	0.035	70	52	0.902	0.040	0.812	0.952
Tested for HIV in the past 12 months and received the results of the last test	0.427	0.040	282	227	1.341	0.093	0.347	0.506
Male circumcision	0.688	0.031	282	227	1.104	0.044	0.627	0.749
Mobile phone ownership	0.652	0.034	282	227	1.181	0.051	0.585	0.719
Have and use a bank account or mobile phone for financial transactions	0.668	0.038	282	227	1.338	0.056	0.592	0.743
Agree with at least one specified reason a husband is justified in wife beating	0.128	0.025	282	227	1.246	0.194	0.079	0.178

Table B.46 Sampling errors: Kisumu sample, Kenya 2022

VARIABLE	R	SE	N	WN	DEFT	SE/R	R-2SE	R+2SE
HOUSEHOLDS AND POPULATION								
Births registered with civil authority	0.728	0.027	424	428	1.079	0.037	0.674	0.783
Ownership of at least one ITN	0.760	0.022	878	897	1.533	0.029	0.716	0.805
Ownership of at least one ITN for every two persons	0.470	0.020	870	888	1.195	0.043	0.430	0.511
At least basic drinking water service	0.715	0.037	3,388	3,477	2.014	0.051	0.642	0.788
Water available when needed	0.681	0.031	3,388	3,477	1.719	0.046	0.618	0.744
At least basic sanitation service	0.354	0.031	3,388	3,477	1.621	0.088	0.292	0.417
Using open defecation	0.048	0.012	3,388	3,477	1.304	0.254	0.024	0.072
Using a handwashing facility with soap and water	0.123	0.028	3,357	3,449	2.126	0.224	0.068	0.179
WOMEN								
No education	0.007	0.004	761	771	1.327	0.557	0.000	0.016
Secondary education or higher	0.565	0.026	757	768	1.440	0.046	0.513	0.617
Literacy	0.980	0.006	761	771	1.100	0.006	0.969	0.991
Use of the internet in last 12 months	0.328	0.027	761	771	1.582	0.082	0.274	0.382
Current tobacco use	0.000	0.000	391	396	na	na	0.000	0.000
Total fertility rate (3 years)	3.495	0.211	2,134	2,151	1.268	0.061	3.072	3.918
Currently pregnant	0.056	0.010	761	771	1.246	0.185	0.035	0.077
Mean number of children ever born to women age 40–49	5.065	0.303	93	94	1.149	0.060	4.458	5.671
Median birth interval	49.593	2.184	321	329	0.967	0.044	45.225	53.961
Ideal number of children	3.419	0.095	386	390	1.224	0.028	3.229	3.609
Total wanted fertility rate (3 years)	2.480	0.228	1,096	1,098	1.161	0.092	2.024	2.937
Currently using any contraceptive method	0.600	0.027	410	413	1.126	0.046	0.545	0.654
Currently using any modern method	0.566	0.028	410	413	1.134	0.049	0.510	0.621
Currently using pill	0.043	0.012	410	413	1.184	0.278	0.019	0.066
Currently using injectables	0.191	0.024	410	413	1.214	0.123	0.144	0.239
Currently using implants	0.250	0.021	410	413	0.968	0.083	0.208	0.291
Currently using male condoms	0.040	0.009	410	413	0.943	0.228	0.022	0.058
Currently using any traditional method	0.034	0.008	410	413	0.878	0.231	0.018	0.050
Unmet need for spacing	0.088	0.022	206	207	1.093	0.246	0.045	0.132
Unmet need for limiting	0.075	0.022	206	207	1.168	0.286	0.032	0.119
Unmet need total	0.164	0.028	206	207	1.097	0.173	0.107	0.220
Demand satisfied by modern methods	0.742	0.036	159	159	1.042	0.049	0.670	0.815
Participation in decisionmaking about family planning	0.934	0.020	206	207	1.174	0.022	0.894	0.975
Not exposed to any of the eight media sources	0.007	0.005	391	396	1.125	0.697	0.000	0.016
Neonatal mortality (0–9 years)	20.914	5.660	819	839	1.085	0.271	9.594	32.234
Post-neonatal mortality (0–9 years)	18.725	5.020	825	845	0.977	0.268	8.685	28.765
Infant mortality (0–9 years)	39.639	6.574	822	842	0.880	0.166	26.491	52.786
Child mortality (0–9 years)	5.260	2.601	804	831	1.023	0.494	0.059	10.461
Under-5 mortality (0–9 years)	44.690	6.726	822	842	0.864	0.151	31.237	58.142
Perinatal mortality rate	47.521	13.640	431	438	1.163	0.287	20.241	74.801
Stillbirth rate	20.195	9.283	431	438	1.026	0.460	1.629	38.760
Early neonatal rate	27.817	7.791	425	430	0.981	0.280	12.235	43.398
Received ANC from a skilled provider	0.980	0.011	171	172	1.024	0.011	0.958	1.000
4+ ANC visits	0.633	0.040	171	172	1.090	0.064	0.552	0.714
8+ ANC visits	0.050	0.015	171	172	0.898	0.299	0.020	0.080
Took any iron-containing supplements	0.948	0.016	171	172	0.944	0.017	0.916	0.980
Mothers protected against tetanus for last birth	0.735	0.040	171	172	1.168	0.054	0.656	0.814
Delivered in a health facility	0.961	0.017	177	177	1.139	0.017	0.928	0.994
Delivered by a skilled provider	0.979	0.011	177	177	1.003	0.011	0.957	1.000
Delivered by C-section	0.098	0.023	177	177	1.024	0.234	0.052	0.144
Women with postnatal check during first 2 days	0.896	0.024	171	172	1.032	0.027	0.847	0.944
Newborns with postnatal check during first 2 days	0.901	0.020	171	172	0.888	0.023	0.860	0.942
Any problem accessing health care	0.939	0.015	391	396	1.231	0.016	0.910	0.969
Ever had vaccination card	1.000	0.000	82	85	na	0.000	1.000	1.000
Received BCG vaccination	0.977	0.017	82	85	1.016	0.017	0.944	1.000
Received DPT-HepB-Hib vaccination (3 doses)	0.876	0.036	82	85	0.995	0.041	0.805	0.948
Received pneumococcal vaccination (3 doses)	1.000	0.000	82	85	na	0.000	1.000	1.000
Received MCV 1 vaccination (12–23 months)	0.935	0.027	82	85	1.010	0.029	0.881	0.990
Fully vaccinated according to national schedule (12–23 months)	0.626	0.049	82	85	0.919	0.078	0.529	0.724
Received MCV 2 vaccination (24–35 months)	0.647	0.063	80	81	1.176	0.097	0.522	0.773
Fully vaccinated according to national schedule (24–35 months)	0.301	0.053	80	81	1.038	0.177	0.195	0.408
Sought treatment for diarrhoea	0.566	0.079	43	44	1.051	0.140	0.407	0.724
Treated with ORS	0.493	0.078	43	44	1.029	0.159	0.336	0.650
Height-for-age (-3SD)	0.013	0.006	416	419	1.146	0.500	0.000	0.025
Height-for-age (-2SD)	0.091	0.019	416	419	1.340	0.210	0.053	0.129
Weight-for-height (-2SD)	0.030	0.009	415	418	1.019	0.297	0.012	0.049
Weight-for-height (+2SD)	0.021	0.007	415	418	0.959	0.322	0.007	0.035
Weight-for-age (-2SD)	0.035	0.012	416	419	1.324	0.357	0.010	0.060
Exclusive breastfeeding	0.769	0.120	14	14	1.022	0.155	0.530	1.000
Minimum dietary diversity (children 6–23 months)	0.151	0.050	60	62	1.074	0.332	0.051	0.251
Body Mass Index (BMI) <18.5	0.061	0.017	283	279	1.208	0.285	0.026	0.096
Body Mass Index (BMI) ≥25.0	0.387	0.035	283	279	1.199	0.091	0.316	0.457
Body Mass Index-for-age (-2SD)	0.000	0.000	76	84	na	na	0.000	0.000
Body Mass Index-for-age (+1SD)	0.086	0.029	76	84	0.936	0.336	0.028	0.144
Minimum dietary diversity (women 15–49)	0.285	0.021	761	771	1.283	0.074	0.243	0.327
Child slept under an ITN last night	0.689	0.023	422	426	0.934	0.034	0.642	0.736
Pregnant women slept under an ITN last night	0.724	0.074	44	43	1.069	0.102	0.577	0.871
Received 3+ doses of SP/Fansidar	0.255	0.053	77	79	1.050	0.206	0.150	0.361
Child has fever in last 2 weeks	0.194	0.020	408	413	0.962	0.104	0.154	0.234
Child had blood taken from finger/heel	0.496	0.061	80	80	1.001	0.122	0.375	0.617

(Continued...)

Table B.46—Continued

VARIABLE	R	SE	N	WN	DEFT	SE/R	R-2SE	R+2SE
WOMEN								
Child took ACT	0.669	0.092	32	32	1.103	0.138	0.485	0.853
Discriminatory attitudes towards people with HIV	0.082	0.017	391	396	1.244	0.211	0.047	0.116
Condom use at last sex	0.469	0.059	75	73	1.009	0.125	0.352	0.586
Tested for HIV in the past 12 months and received the results of the last test	0.668	0.019	391	396	0.797	0.028	0.630	0.706
Employed in last 12 months	0.592	0.025	410	413	1.017	0.042	0.543	0.642
Employed in last 12 months, but not paid	0.399	0.033	245	244	1.051	0.083	0.333	0.465
Mobile phone ownership	0.717	0.018	761	771	1.080	0.025	0.682	0.753
Have and use a bank account or mobile phone for financial transactions	0.887	0.013	761	771	1.165	0.015	0.861	0.914
Participate in decisionmaking (all three decisions)	0.906	0.014	410	413	0.955	0.015	0.879	0.934
Agree with at least one specified reason a husband is justified in wife beating	0.089	0.014	761	771	1.310	0.152	0.062	0.116
Make own decisions about sexual relations, contraceptive use, and reproductive care	0.850	0.025	206	207	0.996	0.029	0.800	0.900
Experienced physical violence since age 15 by any perpetrator	0.360	0.027	402	420	1.129	0.075	0.306	0.414
Experienced sexual violence by any perpetrator ever	0.108	0.018	402	420	1.137	0.164	0.072	0.143
Experienced sexual violence by any non-intimate partner	0.038	0.008	402	420	0.875	0.220	0.021	0.054
Experienced physical/sexual violence by the current or most recent husband or intimate partner ever	0.363	0.028	358	346	1.116	0.078	0.306	0.420
Experienced emotional/physical/sexual violence by any husband or intimate partner ever in the past 12 months	0.348	0.030	358	346	1.176	0.085	0.288	0.407
MEN								
No education	0.000	0.000	356	345	na	na	0.000	0.000
Secondary education or higher	0.598	0.035	354	343	1.322	0.058	0.529	0.667
Literacy	0.994	0.006	356	345	1.447	0.006	0.982	1.000
Use of the internet in last 12 months	0.458	0.035	356	345	1.305	0.075	0.389	0.527
Current tobacco use	0.041	0.013	356	345	1.230	0.317	0.015	0.067
Want no more children	0.303	0.033	189	182	0.977	0.108	0.238	0.369
Discriminatory attitudes towards people with HIV	0.015	0.007	356	345	1.128	0.490	0.000	0.029
Condom use at last sex	0.846	0.042	131	130	1.309	0.049	0.763	0.930
Tested for HIV in the past 12 months and received the results of the last test	0.590	0.028	356	345	1.082	0.048	0.533	0.646
Male circumcision	0.719	0.026	356	345	1.072	0.036	0.668	0.770
Mobile phone ownership	0.779	0.024	356	345	1.091	0.031	0.731	0.827
Have and use a bank account or mobile phone for financial transactions	0.778	0.029	356	345	1.314	0.037	0.720	0.836
Agree with at least one specified reason a husband is justified in wife beating	0.066	0.014	356	345	1.043	0.208	0.038	0.093

Table B.47 Sampling errors: Homa Bay sample, Kenya 2022

VARIABLE	R	SE	N	WN	DEFT	SE/R	R-2SE	R+2SE
HOUSEHOLDS AND POPULATION								
Births registered with civil authority	0.676	0.030	438	408	1.195	0.045	0.616	0.737
Ownership of at least one ITN	0.892	0.016	826	770	1.472	0.018	0.860	0.924
Ownership of at least one ITN for every two persons	0.602	0.023	820	766	1.317	0.037	0.557	0.647
At least basic drinking water service	0.572	0.043	3,558	3,393	2.169	0.075	0.486	0.658
Water available when needed	0.471	0.026	3,558	3,393	1.303	0.055	0.419	0.522
At least basic sanitation service	0.270	0.030	3,558	3,393	1.648	0.110	0.210	0.329
Using open defecation	0.115	0.031	3,558	3,393	2.552	0.272	0.053	0.178
Using a handwashing facility with soap and water	0.449	0.023	3,493	3,321	1.152	0.051	0.403	0.495
WOMEN								
No education	0.008	0.003	712	662	0.959	0.391	0.002	0.015
Secondary education or higher	0.505	0.028	709	659	1.509	0.056	0.448	0.562
Literacy	0.938	0.009	712	662	1.021	0.010	0.919	0.956
Use of the internet in last 12 months	0.323	0.029	712	662	1.662	0.090	0.265	0.382
Current tobacco use	0.009	0.007	374	344	1.332	0.705	0.000	0.023
Total fertility rate (3 years)	3.727	0.287	1,983	1,847	1.250	0.077	3.153	4.302
Currently pregnant	0.055	0.009	712	662	1.036	0.162	0.037	0.072
Mean number of children ever born to women age 40–49	5.587	0.295	111	108	1.130	0.053	4.998	6.177
Median birth interval	44.131	2.477	302	282	1.083	0.056	39.176	49.086
Ideal number of children	3.600	0.093	370	341	1.194	0.026	3.413	3.786
Total wanted fertility rate (3 years)	2.544	0.348	1,032	951	1.403	0.137	1.848	3.239
Currently using any contraceptive method	0.568	0.029	416	391	1.210	0.052	0.509	0.627
Currently using any modern method	0.543	0.029	416	391	1.182	0.053	0.485	0.601
Currently using pill	0.018	0.007	416	391	1.078	0.394	0.004	0.032
Currently using injectables	0.207	0.020	416	391	0.984	0.095	0.168	0.246
Currently using implants	0.209	0.027	416	391	1.374	0.131	0.154	0.264
Currently using male condoms	0.066	0.011	416	391	0.906	0.167	0.044	0.089
Currently using any traditional method	0.025	0.007	416	391	0.935	0.284	0.011	0.040
Unmet need for spacing	0.098	0.019	215	200	0.954	0.198	0.059	0.136
Unmet need for limiting	0.073	0.021	215	200	1.193	0.292	0.030	0.115
Unmet need total	0.170	0.031	215	200	1.209	0.183	0.108	0.232
Demand satisfied by modern methods	0.773	0.035	174	164	1.121	0.046	0.702	0.844
Participation in decisionmaking about family planning	0.870	0.020	215	200	0.888	0.023	0.829	0.911
Not exposed to any of the eight media sources	0.066	0.013	374	344	0.976	0.191	0.041	0.091
Neonatal mortality (0–9 years)	31.578	6.778	812	762	1.038	0.215	18.023	45.133
Post-neonatal mortality (0–9 years)	10.773	4.269	809	759	1.253	0.396	2.236	19.310
Infant mortality (0–9 years)	42.351	7.975	812	762	1.014	0.188	26.402	58.300
Child mortality (0–9 years)	19.842	5.424	790	738	1.286	0.273	8.995	30.689
Under-5 mortality (0–9 years)	61.352	8.136	814	765	0.956	0.133	45.079	77.625
Perinatal mortality rate	35.847	10.359	407	379	1.050	0.289	15.128	56.566
Stillbirth rate	9.905	5.144	407	379	1.046	0.519	0.000	20.193
Early neonatal rate	26.040	8.809	406	377	1.014	0.338	8.422	43.658
Received ANC from a skilled provider	0.951	0.018	165	152	1.070	0.019	0.916	0.987
4+ ANC visits	0.688	0.048	165	152	1.334	0.070	0.591	0.785
8+ ANC visits	0.033	0.013	165	152	0.949	0.404	0.006	0.059
Took any iron-containing supplements	0.891	0.022	165	152	0.883	0.024	0.848	0.934
Mothers protected against tetanus for last birth	0.573	0.031	165	152	0.801	0.054	0.512	0.635
Delivered in a health facility	0.915	0.027	171	156	1.229	0.029	0.861	0.968
Delivered by a skilled provider	0.912	0.025	171	156	1.152	0.028	0.862	0.963
Delivered by C-section	0.097	0.035	171	156	1.483	0.363	0.027	0.167
Women with postnatal check during first 2 days	0.765	0.046	165	152	1.386	0.060	0.673	0.857
Newborns with postnatal check during first 2 days	0.784	0.042	165	152	1.313	0.054	0.699	0.868
Any problem accessing health care	0.749	0.027	374	344	1.197	0.036	0.695	0.803
Ever had vaccination card	1.000	0.000	72	63	na	0.000	1.000	1.000
Received BCG vaccination	0.983	0.017	72	63	1.068	0.017	0.950	1.000
Received DPT-HepB-Hib vaccination (3 doses)	0.862	0.046	72	63	1.102	0.054	0.769	0.954
Received pneumococcal vaccination (3 doses)	0.821	0.044	72	63	0.946	0.054	0.732	0.909
Received MCV 1 vaccination (12–23 months)	0.890	0.039	72	63	1.030	0.044	0.812	0.969
Fully vaccinated according to national schedule (12–23 months)	0.526	0.070	72	63	1.148	0.133	0.386	0.665
Received MCV 2 vaccination (24–35 months)	0.466	0.059	71	66	0.980	0.127	0.348	0.584
Fully vaccinated according to national schedule (24–35 months)	0.285	0.068	71	66	1.221	0.238	0.149	0.420
Sought treatment for diarrhoea	0.587	0.056	85	77	1.063	0.095	0.475	0.699
Treated with ORS	0.407	0.063	85	77	1.095	0.154	0.282	0.532
Height-for-age (-3SD)	0.023	0.008	437	408	1.006	0.343	0.007	0.038
Height-for-age (-2SD)	0.125	0.019	437	408	1.100	0.155	0.087	0.164
Weight-for-height (-2SD)	0.018	0.008	436	407	1.075	0.448	0.002	0.033
Weight-for-height (+2SD)	0.052	0.011	436	407	1.027	0.202	0.031	0.073
Weight-for-age (-2SD)	0.061	0.012	437	408	1.013	0.203	0.036	0.086
Exclusive breastfeeding	0.661	0.123	19	19	1.096	0.186	0.415	0.907
Minimum dietary diversity (children 6–23 months)	0.216	0.074	60	50	1.369	0.343	0.068	0.363
Body Mass Index (BMI) <18.5	0.049	0.015	255	233	1.124	0.312	0.019	0.080
Body Mass Index (BMI) ≥25.0	0.385	0.039	255	233	1.277	0.102	0.306	0.463
Body Mass Index-for-age (-2SD)	0.000	0.000	88	83	na	na	0.000	0.000
Body Mass Index-for-age (+1SD)	0.153	0.042	88	83	1.087	0.272	0.070	0.236
Minimum dietary diversity (women 15–49)	0.342	0.021	712	662	1.190	0.062	0.299	0.384
Child slept under an ITN last night	0.697	0.039	445	415	1.552	0.056	0.619	0.776
Pregnant women slept under an ITN last night	0.642	0.076	40	36	0.982	0.119	0.490	0.795
Received 3+ doses of SP/Fansidar	0.342	0.058	82	72	1.102	0.170	0.226	0.458
Child has fever in last 2 weeks	0.364	0.034	388	360	1.260	0.093	0.296	0.432
Child had blood taken from finger/heel	0.436	0.048	137	131	1.134	0.109	0.340	0.531

(Continued...)

Table B.47—Continued

VARIABLE	R	SE	N	WN	DEFT	SE/R	R-2SE	R+2SE
WOMEN								
Child took ACT	0.977	0.022	70	70	1.279	0.023	0.933	1.000
Discriminatory attitudes towards people with HIV	0.133	0.022	374	344	1.239	0.164	0.089	0.176
Condom use at last sex	0.626	0.054	81	73	1.002	0.087	0.518	0.734
Tested for HIV in the past 12 months and received the results of the last test	0.663	0.029	374	344	1.168	0.043	0.606	0.720
Employed in last 12 months	0.779	0.026	416	391	1.258	0.033	0.728	0.830
Employed in last 12 months, but not paid	0.286	0.035	327	305	1.382	0.121	0.217	0.356
Mobile phone ownership	0.720	0.021	712	662	1.224	0.029	0.679	0.761
Have and use a bank account or mobile phone for financial transactions	0.812	0.020	712	662	1.343	0.024	0.773	0.852
Participate in decisionmaking (all three decisions)	0.562	0.034	416	391	1.379	0.060	0.495	0.629
Agree with at least one specified reason a husband is justified in wife beating	0.601	0.024	712	662	1.311	0.040	0.553	0.649
Make own decisions about sexual relations, contraceptive use, and reproductive care	0.499	0.035	215	200	1.038	0.071	0.428	0.570
Experienced physical violence since age 15 by any perpetrator	0.535	0.035	365	352	1.326	0.065	0.466	0.605
Experienced sexual violence by any perpetrator ever	0.231	0.028	365	352	1.265	0.121	0.175	0.287
Experienced sexual violence by any non-intimate partner	0.055	0.015	365	352	1.295	0.282	0.024	0.086
Experienced physical/sexual violence by the current or most recent husband or intimate partner ever	0.435	0.033	344	326	1.249	0.077	0.369	0.502
Experienced emotional/physical/sexual violence by any husband or intimate partner ever in the past 12 months	0.397	0.034	344	326	1.277	0.085	0.330	0.465
MEN								
No education	0.012	0.007	263	258	1.003	0.569	0.000	0.025
Secondary education or higher	0.608	0.035	259	253	1.155	0.058	0.538	0.678
Literacy	0.953	0.014	263	258	1.080	0.015	0.925	0.981
Use of the internet in last 12 months	0.425	0.046	263	258	1.493	0.108	0.334	0.516
Current tobacco use	0.043	0.014	263	258	1.078	0.313	0.016	0.071
Want no more children	0.290	0.040	127	119	0.978	0.136	0.211	0.369
Discriminatory attitudes towards people with HIV	0.133	0.018	262	257	0.867	0.137	0.097	0.170
Condom use at last sex	0.888	0.033	90	90	0.993	0.037	0.822	0.954
Tested for HIV in the past 12 months and received the results of the last test	0.535	0.035	263	258	1.129	0.065	0.465	0.604
Male circumcision	0.694	0.036	263	258	1.269	0.052	0.621	0.766
Mobile phone ownership	0.768	0.029	263	258	1.103	0.037	0.710	0.825
Have and use a bank account or mobile phone for financial transactions	0.849	0.028	263	258	1.260	0.033	0.793	0.905
Agree with at least one specified reason a husband is justified in wife beating	0.487	0.038	263	258	1.215	0.077	0.412	0.562

Table B.48 Sampling errors: Migori sample, Kenya 2022

VARIABLE	R	SE	N	WN	DEFT	SE/R	R-2SE	R+2SE
HOUSEHOLDS AND POPULATION								
Births registered with civil authority	0.806	0.024	501	451	1.183	0.030	0.758	0.854
Ownership of at least one ITN	0.877	0.011	829	710	0.937	0.012	0.856	0.899
Ownership of at least one ITN for every two persons	0.542	0.026	821	706	1.479	0.048	0.490	0.593
At least basic drinking water service	0.529	0.043	3,705	3,341	2.175	0.081	0.443	0.614
Water available when needed	0.769	0.022	3,705	3,341	1.357	0.029	0.724	0.814
At least basic sanitation service	0.175	0.024	3,705	3,341	1.592	0.135	0.128	0.223
Using open defecation	0.130	0.028	3,705	3,341	2.037	0.211	0.075	0.185
Using a handwashing facility with soap and water	0.776	0.024	3,689	3,330	1.433	0.031	0.729	0.824
WOMEN								
No education	0.021	0.006	777	674	1.133	0.277	0.009	0.033
Secondary education or higher	0.369	0.025	775	672	1.420	0.067	0.320	0.418
Literacy	0.866	0.015	777	674	1.261	0.018	0.835	0.897
Use of the internet in last 12 months	0.219	0.025	777	674	1.712	0.116	0.169	0.270
Current tobacco use	0.002	0.002	403	350	0.885	1.014	0.000	0.006
Total fertility rate (3 years)	4.390	0.200	2,148	1,852	1.016	0.046	3.991	4.790
Currently pregnant	0.050	0.009	777	674	1.181	0.185	0.031	0.068
Mean number of children ever born to women age 40–49	6.327	0.277	118	109	1.069	0.044	5.773	6.880
Median birth interval	38.160	1.618	385	351	1.193	0.042	34.925	41.395
Ideal number of children	4.320	0.143	401	349	1.471	0.033	4.034	4.605
Total wanted fertility rate (3 years)	3.602	0.230	1,108	960	1.046	0.064	3.141	4.062
Currently using any contraceptive method	0.602	0.024	446	397	1.036	0.040	0.554	0.650
Currently using any modern method	0.547	0.028	446	397	1.200	0.052	0.491	0.604
Currently using pill	0.012	0.005	446	397	0.975	0.418	0.002	0.022
Currently using injectables	0.159	0.016	446	397	0.930	0.101	0.127	0.192
Currently using implants	0.280	0.027	446	397	1.277	0.097	0.226	0.335
Currently using male condoms	0.041	0.010	446	397	1.108	0.253	0.020	0.062
Currently using any traditional method	0.055	0.011	446	397	0.989	0.195	0.033	0.076
Unmet need for spacing	0.120	0.020	231	205	0.924	0.165	0.080	0.159
Unmet need for limiting	0.082	0.023	231	205	1.256	0.278	0.036	0.127
Unmet need total	0.201	0.029	231	205	1.106	0.145	0.143	0.260
Demand satisfied by modern methods	0.683	0.037	185	165	1.079	0.054	0.609	0.757
Participation in decisionmaking about family planning	0.930	0.015	231	205	0.867	0.016	0.901	0.959
Not exposed to any of the eight media sources	0.125	0.018	403	350	1.078	0.142	0.090	0.161
Neonatal mortality (0–9 years)	37.134	6.920	1,001	909	0.987	0.186	23.294	50.975
Post-neonatal mortality (0–9 years)	16.059	4.415	993	900	1.093	0.275	7.228	24.889
Infant mortality (0–9 years)	53.193	8.707	1,001	909	1.028	0.164	35.779	70.607
Child mortality (0–9 years)	21.338	5.123	989	899	1.139	0.240	11.092	31.583
Under-5 mortality (0–9 years)	73.396	11.196	1,004	913	1.241	0.153	51.004	95.787
Perinatal mortality rate	39.738	9.984	508	453	1.008	0.251	19.770	59.706
Stillbirth rate	9.403	3.959	508	453	0.943	0.421	1.486	17.321
Early neonatal rate	30.561	9.577	503	450	1.047	0.313	11.406	49.715
Received ANC from a skilled provider	1.000	0.000	202	182	na	0.000	1.000	1.000
4+ ANC visits	0.585	0.046	202	182	1.312	0.078	0.494	0.676
8+ ANC visits	0.024	0.011	202	182	1.027	0.467	0.002	0.045
Took any iron-containing supplements	0.922	0.024	202	182	1.267	0.026	0.874	0.970
Mothers protected against tetanus for last birth	0.592	0.044	202	182	1.269	0.074	0.504	0.680
Delivered in a health facility	0.921	0.017	211	190	0.931	0.018	0.887	0.955
Delivered by a skilled provider	0.926	0.015	211	190	0.880	0.017	0.895	0.957
Delivered by C-section	0.063	0.017	211	190	1.008	0.275	0.028	0.098
Women with postnatal check during first 2 days	0.729	0.045	202	182	1.420	0.061	0.639	0.818
Newborns with postnatal check during first 2 days	0.849	0.029	202	182	1.146	0.034	0.792	0.907
Any problem accessing health care	0.734	0.025	403	350	1.122	0.034	0.684	0.783
Ever had vaccination card	0.996	0.004	102	89	0.671	0.004	0.987	1.000
Received BCG vaccination	0.996	0.004	102	89	0.671	0.004	0.987	1.000
Received DPT-HepB-Hib vaccination (3 doses)	0.913	0.030	102	89	1.057	0.032	0.853	0.972
Received pneumococcal vaccination (3 doses)	0.941	0.023	102	89	1.005	0.025	0.894	0.988
Received MCV 1 vaccination (12–23 months)	0.931	0.041	102	89	1.630	0.044	0.849	1.000
Fully vaccinated according to national schedule (12–23 months)	0.714	0.055	102	89	1.224	0.077	0.603	0.824
Received MCV 2 vaccination (24–35 months)	0.623	0.049	92	78	0.963	0.079	0.524	0.722
Fully vaccinated according to national schedule (24–35 months)	0.379	0.040	92	78	0.780	0.106	0.299	0.460
Sought treatment for diarrhoea	0.654	0.051	119	96	1.101	0.078	0.552	0.757
Treated with ORS	0.462	0.051	119	96	1.034	0.110	0.360	0.563
Height-for-age (-3SD)	0.025	0.007	496	450	1.056	0.287	0.011	0.039
Height-for-age (-2SD)	0.148	0.018	496	450	1.138	0.124	0.112	0.185
Weight-for-height (-2SD)	0.024	0.008	495	449	1.208	0.331	0.008	0.040
Weight-for-height (+2SD)	0.022	0.006	495	449	0.991	0.291	0.009	0.034
Weight-for-age (-2SD)	0.050	0.010	496	450	1.054	0.198	0.030	0.070
Exclusive breastfeeding	0.730	0.069	31	29	0.858	0.095	0.592	0.869
Minimum dietary diversity (children 6–23 months)	0.392	0.058	73	63	1.004	0.147	0.277	0.508
Body Mass Index (BMI) <18.5	0.047	0.013	277	239	1.031	0.279	0.021	0.074
Body Mass Index (BMI) ≥25.0	0.356	0.027	277	239	0.941	0.076	0.302	0.410
Body Mass Index-for-age (-2SD)	0.011	0.012	92	79	1.056	1.027	0.000	0.035
Body Mass Index-for-age (+1SD)	0.209	0.047	92	79	1.099	0.224	0.116	0.303
Minimum dietary diversity (women 15–49)	0.405	0.023	777	674	1.319	0.057	0.358	0.451
Child slept under an ITN last night	0.755	0.029	504	457	1.330	0.038	0.698	0.812
Pregnant women slept under an ITN last night	0.780	0.068	36	34	1.020	0.087	0.644	0.916
Received 3+ doses of SP/Fansidar	0.254	0.043	109	97	1.034	0.171	0.167	0.340
Child has fever in last 2 weeks	0.394	0.028	476	422	1.200	0.071	0.338	0.450
Child had blood taken from finger/heel	0.445	0.047	176	166	1.233	0.106	0.351	0.540

(Continued...)

Table B.48—Continued

VARIABLE	R	SE	N	WN	DEFT	SE/R	R-2SE	R+2SE
WOMEN								
Child took ACT	0.931	0.027	76	74	0.977	0.029	0.877	0.985
Discriminatory attitudes towards people with HIV	0.230	0.032	401	348	1.534	0.141	0.165	0.295
Condom use at last sex	0.426	0.048	81	66	0.865	0.112	0.330	0.521
Tested for HIV in the past 12 months and received the results of the last test	0.591	0.032	403	350	1.316	0.055	0.526	0.656
Employed in last 12 months	0.767	0.015	446	397	0.764	0.020	0.736	0.798
Employed in last 12 months, but not paid	0.191	0.024	339	304	1.131	0.127	0.142	0.239
Mobile phone ownership	0.597	0.030	777	674	1.693	0.050	0.538	0.657
Have and use a bank account or mobile phone for financial transactions	0.635	0.027	777	674	1.537	0.042	0.582	0.688
Participate in decisionmaking (all three decisions)	0.622	0.020	446	397	0.870	0.032	0.582	0.662
Agree with at least one specified reason a husband is justified in wife beating	0.673	0.027	777	674	1.582	0.040	0.620	0.726
Make own decisions about sexual relations, contraceptive use, and reproductive care	0.712	0.031	231	205	1.022	0.043	0.651	0.773
Experienced physical violence since age 15 by any perpetrator	0.511	0.024	400	364	0.978	0.048	0.463	0.560
Experienced sexual violence by any perpetrator ever	0.167	0.018	400	364	0.983	0.110	0.130	0.204
Experienced sexual violence by any non-intimate partner	0.056	0.012	400	364	1.056	0.216	0.032	0.081
Experienced physical/sexual violence by the current or most recent husband or intimate partner ever	0.484	0.029	373	322	1.129	0.060	0.425	0.543
Experienced emotional/physical/sexual violence by any husband or intimate partner ever in the past 12 months	0.466	0.037	373	322	1.424	0.079	0.392	0.540
MEN								
No education	0.010	0.006	296	246	1.071	0.611	0.000	0.023
Secondary education or higher	0.433	0.029	294	244	0.990	0.066	0.376	0.491
Literacy	0.891	0.015	296	246	0.801	0.016	0.862	0.920
Use of the internet in last 12 months	0.468	0.033	296	246	1.130	0.070	0.403	0.534
Current tobacco use	0.038	0.012	296	246	1.100	0.321	0.014	0.063
Want no more children	0.317	0.046	161	126	1.245	0.145	0.225	0.409
Discriminatory attitudes towards people with HIV	0.137	0.024	296	246	1.194	0.174	0.089	0.185
Condom use at last sex	0.632	0.050	122	108	1.129	0.078	0.532	0.731
Tested for HIV in the past 12 months and received the results of the last test	0.537	0.040	296	246	1.374	0.074	0.458	0.617
Male circumcision	0.775	0.048	296	246	1.957	0.062	0.679	0.871
Mobile phone ownership	0.721	0.036	296	246	1.385	0.050	0.649	0.793
Have and use a bank account or mobile phone for financial transactions	0.781	0.039	296	246	1.598	0.049	0.704	0.858
Agree with at least one specified reason a husband is justified in wife beating	0.642	0.045	296	246	1.621	0.071	0.551	0.732

Table B.49 Sampling errors: Kisii sample, Kenya 2022

VARIABLE	R	SE	N	WN	DEFT	SE/R	R-2SE	R+2SE
HOUSEHOLDS AND POPULATION								
Births registered with civil authority	0.888	0.025	362	412	1.477	0.029	0.838	0.939
Ownership of at least one ITN	0.850	0.019	822	925	1.523	0.022	0.812	0.888
Ownership of at least one ITN for every two persons	0.674	0.025	817	917	1.500	0.037	0.625	0.724
At least basic drinking water service	0.444	0.030	3,241	3,722	1.544	0.068	0.383	0.504
Water available when needed	0.896	0.019	3,241	3,722	1.425	0.021	0.858	0.934
At least basic sanitation service	0.289	0.022	3,241	3,722	1.196	0.076	0.245	0.333
Using open defecation	0.001	0.001	3,241	3,722	1.055	1.000	0.000	0.003
Using a handwashing facility with soap and water	0.586	0.028	3,188	3,658	1.420	0.048	0.529	0.642
WOMEN								
No education	0.006	0.003	708	831	0.950	0.466	0.000	0.011
Secondary education or higher	0.640	0.021	702	823	1.147	0.032	0.599	0.682
Literacy	0.965	0.008	708	831	1.151	0.008	0.949	0.981
Use of the internet in last 12 months	0.315	0.021	708	831	1.228	0.068	0.273	0.358
Current tobacco use	0.001	0.001	395	463	0.655	1.008	0.000	0.003
Total fertility rate (3 years)	2.970	0.202	1,978	2,311	1.063	0.068	2.567	3.373
Currently pregnant	0.042	0.006	708	831	0.818	0.147	0.030	0.054
Mean number of children ever born to women age 40–49	4.300	0.168	121	143	1.143	0.039	3.964	4.635
Median birth interval	48.824	3.151	218	264	1.277	0.065	42.522	55.126
Ideal number of children	3.226	0.050	395	463	0.992	0.015	3.126	3.325
Total wanted fertility rate (3 years)	2.311	0.255	1,117	1,304	1.037	0.111	1.800	2.822
Currently using any contraceptive method	0.681	0.023	401	470	0.976	0.033	0.635	0.726
Currently using any modern method	0.635	0.025	401	470	1.053	0.040	0.585	0.686
Currently using pill	0.058	0.014	401	470	1.170	0.236	0.031	0.085
Currently using injectables	0.264	0.021	401	470	0.941	0.079	0.222	0.305
Currently using implants	0.199	0.025	401	470	1.261	0.127	0.148	0.249
Currently using male condoms	0.014	0.006	401	470	0.965	0.401	0.003	0.026
Currently using any traditional method	0.045	0.011	401	470	1.044	0.240	0.024	0.067
Unmet need for spacing	0.060	0.017	237	277	1.112	0.286	0.026	0.094
Unmet need for limiting	0.089	0.020	237	277	1.078	0.224	0.049	0.129
Unmet need total	0.149	0.023	237	277	0.982	0.153	0.104	0.195
Demand satisfied by modern methods	0.756	0.027	196	232	0.896	0.036	0.701	0.811
Participation in decisionmaking about family planning	0.963	0.014	237	277	1.164	0.015	0.935	0.992
Not exposed to any of the eight media sources	0.025	0.007	395	463	0.899	0.282	0.011	0.039
Neonatal mortality (0–9 years)	21.220	6.618	626	751	1.051	0.312	7.984	34.455
Post-neonatal mortality (0–9 years)	2.955	2.062	631	756	0.958	0.698	0.000	7.080
Infant mortality (0–9 years)	24.174	6.606	626	751	0.999	0.273	10.963	37.386
Child mortality (0–9 years)	16.052	6.803	626	751	1.413	0.424	2.447	29.658
Under-5 mortality (0–9 years)	39.839	7.864	628	754	0.994	0.197	24.110	55.567
Perinatal mortality rate	37.618	11.356	323	387	0.972	0.302	14.906	60.329
Stillbirth rate	8.723	4.680	323	387	0.916	0.537	0.000	18.084
Early neonatal rate	29.149	11.303	319	384	1.053	0.388	6.543	51.756
Received ANC from a skilled provider	0.985	0.011	136	164	1.017	0.011	0.963	1.000
4+ ANC visits	0.627	0.054	136	164	1.299	0.087	0.518	0.735
8+ ANC visits	0.017	0.013	136	164	1.123	0.728	0.000	0.043
Took any iron-containing supplements	0.947	0.023	136	164	1.164	0.024	0.902	0.992
Mothers protected against tetanus for last birth	0.844	0.039	136	164	1.246	0.046	0.767	0.922
Delivered in a health facility	0.935	0.018	139	168	0.886	0.020	0.898	0.972
Delivered by a skilled provider	0.935	0.018	139	168	0.886	0.020	0.898	0.972
Delivered by C-section	0.217	0.034	139	168	0.938	0.155	0.150	0.285
Women with postnatal check during first 2 days	0.887	0.027	136	164	1.004	0.031	0.833	0.942
Newborns with postnatal check during first 2 days	0.910	0.024	136	164	0.989	0.027	0.861	0.958
Any problem accessing health care	0.561	0.034	395	463	1.341	0.060	0.494	0.628
Ever had vaccination card	1.000	0.000	60	71	na	0.000	1.000	1.000
Received BCG vaccination	0.991	0.009	60	71	0.744	0.009	0.973	1.000
Received DPT-HepB-Hib vaccination (3 doses)	0.957	0.024	60	71	0.925	0.025	0.909	1.000
Received pneumococcal vaccination (3 doses)	0.955	0.025	60	71	0.921	0.026	0.906	1.000
Received MCV 1 vaccination (12–23 months)	0.946	0.034	60	71	1.152	0.036	0.878	1.000
Fully vaccinated according to national schedule (12–23 months)	0.816	0.050	60	71	0.989	0.061	0.717	0.916
Received MCV 2 vaccination (24–35 months)	0.799	0.059	53	62	1.062	0.074	0.681	0.917
Fully vaccinated according to national schedule (24–35 months)	0.509	0.063	53	62	0.898	0.123	0.384	0.635
Sought treatment for diarrhoea	0.616	0.076	31	36	0.886	0.123	0.465	0.767
Treated with ORS	0.290	0.101	31	36	1.266	0.348	0.088	0.491
Height-for-age (-3SD)	0.043	0.009	362	411	0.876	0.211	0.025	0.061
Height-for-age (-2SD)	0.163	0.019	362	411	0.941	0.120	0.124	0.202
Weight-for-height (-2SD)	0.029	0.009	363	412	1.020	0.307	0.011	0.047
Weight-for-height (+2SD)	0.057	0.012	363	412	0.990	0.211	0.033	0.080
Weight-for-age (-2SD)	0.078	0.013	362	411	0.936	0.163	0.053	0.104
Exclusive breastfeeding	0.325	0.079	25	29	0.830	0.243	0.167	0.482
Minimum dietary diversity (children 6–23 months)	0.195	0.058	52	63	1.052	0.299	0.078	0.312
Body Mass Index (BMI) <18.5	0.033	0.011	297	346	1.083	0.342	0.010	0.056
Body Mass Index (BMI) ≥25.0	0.448	0.027	297	346	0.930	0.060	0.394	0.502
Body Mass Index-for-age (-2SD)	0.000	0.000	71	88	na	na	0.000	0.000
Body Mass Index-for-age (+1SD)	0.190	0.055	71	88	1.215	0.291	0.079	0.300
Minimum dietary diversity (women 15–49)	0.336	0.028	708	831	1.571	0.083	0.280	0.392
Child slept under an ITN last night	0.754	0.024	373	424	1.031	0.032	0.705	0.803
Pregnant women slept under an ITN last night	0.698	0.094	30	33	1.111	0.135	0.510	0.886
Received 3+ doses of SP/Fansidar	0.112	0.034	79	94	0.947	0.301	0.045	0.180
Child has fever in last 2 weeks	0.113	0.022	308	368	1.206	0.197	0.068	0.158
Child had blood taken from finger/heel	0.304	0.066	36	42	0.871	0.217	0.172	0.436

(Continued...)

Table B.49—Continued

VARIABLE	R	SE	N	WN	DEFT	SE/R	R-2SE	R+2SE
WOMEN								
Child took ACT	0.288	0.257	3	4	1.107	0.894	0.000	0.802
Discriminatory attitudes towards people with HIV	0.052	0.011	395	463	1.013	0.219	0.029	0.074
Condom use at last sex	0.403	0.050	79	92	0.901	0.124	0.303	0.503
Tested for HIV in the past 12 months and received the results of the last test	0.635	0.029	395	463	1.193	0.046	0.577	0.693
Employed in last 12 months	0.904	0.017	401	470	1.140	0.019	0.870	0.938
Employed in last 12 months, but not paid	0.320	0.029	360	425	1.192	0.092	0.261	0.379
Mobile phone ownership	0.736	0.018	708	831	1.110	0.025	0.699	0.773
Have and use a bank account or mobile phone for financial transactions	0.762	0.018	708	831	1.094	0.023	0.727	0.797
Participate in decisionmaking (all three decisions)	0.741	0.024	401	470	1.079	0.032	0.694	0.789
Agree with at least one specified reason a husband is justified in wife beating	0.472	0.024	708	831	1.290	0.051	0.423	0.520
Make own decisions about sexual relations, contraceptive use, and reproductive care	0.549	0.032	237	277	0.986	0.058	0.485	0.613
Experienced physical violence since age 15 by any perpetrator	0.357	0.038	341	404	1.473	0.108	0.280	0.433
Experienced sexual violence by any perpetrator ever	0.160	0.024	341	404	1.201	0.149	0.112	0.208
Experienced sexual violence by any non-intimate partner	0.024	0.009	341	404	1.134	0.389	0.005	0.043
Experienced physical/sexual violence by the current or most recent husband or intimate partner ever	0.364	0.040	312	353	1.471	0.110	0.284	0.444
Experienced emotional/physical/sexual violence by any husband or intimate partner ever in the past 12 months	0.410	0.043	312	353	1.554	0.106	0.323	0.497
MEN								
No education	0.004	0.004	300	326	1.089	0.995	0.000	0.012
Secondary education or higher	0.639	0.039	300	326	1.393	0.061	0.562	0.717
Literacy	0.984	0.008	300	326	1.062	0.008	0.969	1.000
Use of the internet in last 12 months	0.484	0.047	300	326	1.609	0.096	0.391	0.577
Current tobacco use	0.032	0.012	300	326	1.208	0.385	0.007	0.057
Want no more children	0.444	0.050	153	164	1.243	0.113	0.344	0.545
Discriminatory attitudes towards people with HIV	0.030	0.012	300	326	1.170	0.383	0.007	0.054
Condom use at last sex	0.866	0.044	65	72	1.035	0.051	0.777	0.954
Tested for HIV in the past 12 months and received the results of the last test	0.472	0.019	300	326	0.662	0.040	0.434	0.510
Male circumcision	0.991	0.006	300	326	1.159	0.006	0.979	1.000
Mobile phone ownership	0.758	0.030	300	326	1.204	0.039	0.698	0.817
Have and use a bank account or mobile phone for financial transactions	0.790	0.033	300	326	1.415	0.042	0.724	0.857
Agree with at least one specified reason a husband is justified in wife beating	0.421	0.033	300	326	1.144	0.078	0.356	0.487

Table B.50 Sampling errors: Nyamira sample, Kenya 2022

VARIABLE	R	SE	N	WN	DEFT	SE/R	R-2SE	R+2SE
HOUSEHOLDS AND POPULATION								
Births registered with civil authority	0.676	0.069	295	155	2.261	0.102	0.537	0.814
Ownership of at least one ITN	0.936	0.009	818	424	1.077	0.010	0.917	0.954
Ownership of at least one ITN for every two persons	0.800	0.018	814	422	1.267	0.022	0.765	0.836
At least basic drinking water service	0.556	0.035	3,127	1,653	1.777	0.063	0.486	0.625
Water available when needed	0.714	0.031	3,127	1,653	1.719	0.044	0.652	0.777
At least basic sanitation service	0.279	0.024	3,127	1,653	1.347	0.086	0.231	0.327
Using open defecation	0.001	0.000	3,127	1,653	1.029	0.708	0.000	0.002
Using a handwashing facility with soap and water	0.677	0.022	2,573	1,367	1.087	0.032	0.634	0.720
WOMEN								
No education	0.004	0.002	635	327	0.960	0.641	0.000	0.008
Secondary education or higher	0.662	0.024	633	325	1.278	0.036	0.614	0.711
Literacy	0.990	0.005	635	327	1.215	0.005	0.980	1.000
Use of the internet in last 12 months	0.212	0.025	635	327	1.514	0.116	0.163	0.261
Current tobacco use	0.004	0.004	327	168	1.101	0.997	0.000	0.011
Total fertility rate (3 years)	2.656	0.237	1,762	901	1.167	0.089	2.181	3.131
Currently pregnant	0.027	0.008	635	327	1.171	0.280	0.012	0.042
Mean number of children ever born to women age 40–49	4.686	0.168	119	61	1.171	0.036	4.349	5.023
Median birth interval	47.009	2.519	169	94	0.704	0.054	41.972	52.046
Ideal number of children	3.065	0.072	326	168	1.095	0.023	2.921	3.209
Total wanted fertility rate (3 years)	2.181	0.350	918	470	1.363	0.161	1.481	2.882
Currently using any contraceptive method	0.679	0.032	353	178	1.287	0.047	0.614	0.743
Currently using any modern method	0.648	0.032	353	178	1.257	0.049	0.584	0.712
Currently using pill	0.027	0.009	353	178	1.102	0.354	0.008	0.046
Currently using injectables	0.337	0.030	353	178	1.170	0.087	0.278	0.396
Currently using implants	0.183	0.024	353	178	1.171	0.132	0.135	0.232
Currently using male condoms	0.013	0.006	353	178	0.959	0.439	0.002	0.025
Currently using any traditional method	0.031	0.011	353	178	1.229	0.367	0.008	0.054
Unmet need for spacing	0.038	0.015	179	92	1.041	0.391	0.008	0.068
Unmet need for limiting	0.121	0.022	179	92	0.916	0.185	0.076	0.166
Unmet need total	0.159	0.028	179	92	1.022	0.176	0.103	0.216
Demand satisfied by modern methods	0.755	0.035	141	71	0.951	0.046	0.686	0.825
Participation in decisionmaking about family planning	0.983	0.010	179	92	1.043	0.010	0.963	1.000
Not exposed to any of the eight media sources	0.065	0.017	327	168	1.261	0.266	0.030	0.099
Neonatal mortality (0–9 years)	26.767	7.958	528	286	1.164	0.297	10.851	42.684
Post-neonatal mortality (0–9 years)	3.812	2.681	528	287	1.016	0.703	0.000	9.173
Infant mortality (0–9 years)	30.579	7.716	528	286	1.063	0.252	15.147	46.011
Child mortality (0–9 years)	11.757	4.409	525	285	0.984	0.375	2.940	20.574
Under-5 mortality (0–9 years)	41.977	9.421	528	286	1.004	0.224	23.135	60.819
Perinatal mortality rate	23.335	9.097	259	135	1.001	0.390	5.140	41.530
Stillbirth rate	5.951	4.403	259	135	0.926	0.740	0.000	14.757
Early neonatal rate	17.417	8.817	257	135	1.119	0.506	0.000	35.052
Received ANC from a skilled provider	1.000	0.000	104	55	na	0.000	1.000	1.000
4+ ANC visits	0.658	0.034	104	55	0.719	0.051	0.591	0.725
8+ ANC visits	0.028	0.016	104	55	1.006	0.582	0.000	0.061
Took any iron-containing supplements	0.936	0.028	104	55	1.177	0.030	0.879	0.993
Mothers protected against tetanus for last birth	0.769	0.060	104	55	1.443	0.078	0.648	0.889
Delivered in a health facility	0.937	0.030	108	57	1.294	0.032	0.877	0.996
Delivered by a skilled provider	0.926	0.031	108	57	1.241	0.033	0.864	0.987
Delivered by C-section	0.120	0.040	108	57	1.297	0.333	0.040	0.200
Women with postnatal check during first 2 days	0.875	0.040	104	55	1.238	0.046	0.794	0.956
Newborns with postnatal check during first 2 days	0.877	0.041	104	55	1.276	0.047	0.795	0.960
Any problem accessing health care	0.776	0.036	327	168	1.563	0.047	0.703	0.848
Ever had vaccination card	1.000	0.000	44	24	na	0.000	1.000	1.000
Received BCG vaccination	1.000	0.000	44	24	na	0.000	1.000	1.000
Received DPT-HepB-Hib vaccination (3 doses)	0.955	0.028	44	24	0.917	0.029	0.899	1.000
Received pneumococcal vaccination (3 doses)	0.939	0.035	44	24	1.001	0.037	0.870	1.000
Received MCV 1 vaccination (12–23 months)	0.925	0.043	44	24	1.124	0.047	0.838	1.000
Fully vaccinated according to national schedule (12–23 months)	0.558	0.096	44	24	1.320	0.172	0.366	0.749
Received MCV 2 vaccination (24–35 months)	0.753	0.068	40	21	1.000	0.090	0.617	0.889
Fully vaccinated according to national schedule (24–35 months)	0.485	0.083	40	21	1.061	0.172	0.318	0.651
Sought treatment for diarrhoea	0.585	0.075	32	13	0.776	0.128	0.435	0.735
Treated with ORS	0.532	0.089	32	13	0.914	0.168	0.353	0.711
Height-for-age (-3SD)	0.030	0.010	296	153	0.998	0.327	0.010	0.050
Height-for-age (-2SD)	0.135	0.024	296	153	1.155	0.175	0.088	0.183
Weight-for-height (-2SD)	0.012	0.006	300	156	0.947	0.499	0.000	0.024
Weight-for-height (+2SD)	0.060	0.018	300	156	1.212	0.306	0.023	0.097
Weight-for-age (-2SD)	0.034	0.009	296	153	0.885	0.280	0.015	0.053
Exclusive breastfeeding	0.500	0.155	15	9	1.146	0.309	0.191	0.810
Minimum dietary diversity (children 6–23 months)	0.259	0.068	39	22	0.960	0.263	0.123	0.396
Body Mass Index (BMI) <18.5	0.044	0.017	231	114	1.221	0.383	0.010	0.077
Body Mass Index (BMI) ≥25.0	0.445	0.032	231	114	0.973	0.073	0.380	0.510
Body Mass Index-for-age (-2SD)	0.000	0.000	71	41	na	na	0.000	0.000
Body Mass Index-for-age (+1SD)	0.196	0.057	71	41	1.280	0.289	0.083	0.309
Minimum dietary diversity (women 15–49)	0.429	0.024	635	327	1.213	0.056	0.381	0.477
Child slept under an ITN last night	0.811	0.032	311	162	1.309	0.039	0.747	0.874
Pregnant women slept under an ITN last night	0.792	0.092	17	9	0.926	0.116	0.608	0.975
Received 3+ doses of SP/Fansidar	0.021	0.018	56	32	0.920	0.851	0.000	0.056
Child has fever in last 2 weeks	0.157	0.024	248	129	1.019	0.153	0.109	0.206
Child had blood taken from finger/heel	0.268	0.097	43	20	1.376	0.363	0.073	0.463

(Continued...)

Table B.50—Continued

VARIABLE	R	SE	N	WN	DEFT	SE/R	R-2SE	R+2SE
WOMEN								
Child took ACT	1.000	0.000	2	1	na	0.000	1.000	1.000
Discriminatory attitudes towards people with HIV	0.080	0.019	327	168	1.280	0.241	0.041	0.118
Condom use at last sex	0.450	0.070	70	34	1.168	0.156	0.310	0.591
Tested for HIV in the past 12 months and received the results of the last test	0.562	0.029	327	168	1.062	0.052	0.504	0.620
Employed in last 12 months	0.900	0.017	353	178	1.049	0.019	0.866	0.933
Employed in last 12 months, but not paid	0.235	0.032	310	160	1.322	0.136	0.171	0.299
Mobile phone ownership	0.735	0.020	635	327	1.140	0.027	0.695	0.775
Have and use a bank account or mobile phone for financial transactions	0.798	0.023	635	327	1.441	0.029	0.752	0.844
Participate in decisionmaking (all three decisions)	0.796	0.020	353	178	0.935	0.025	0.756	0.836
Agree with at least one specified reason a husband is justified in wife beating	0.408	0.032	635	327	1.631	0.078	0.344	0.472
Make own decisions about sexual relations, contraceptive use, and reproductive care	0.762	0.035	179	92	1.082	0.045	0.693	0.831
Experienced physical violence since age 15 by any perpetrator	0.333	0.026	336	176	1.027	0.080	0.280	0.385
Experienced sexual violence by any perpetrator ever	0.145	0.012	336	176	0.648	0.086	0.120	0.169
Experienced sexual violence by any non-intimate partner	0.037	0.012	336	176	1.195	0.335	0.012	0.061
Experienced physical/sexual violence by the current or most recent husband or intimate partner ever	0.292	0.024	301	153	0.908	0.082	0.244	0.340
Experienced emotional/physical/sexual violence by any husband or intimate partner ever in the past 12 months	0.270	0.032	301	153	1.259	0.120	0.205	0.335
MEN								
No education	0.006	0.006	246	133	1.189	0.985	0.000	0.018
Secondary education or higher	0.635	0.039	246	133	1.251	0.061	0.558	0.712
Literacy	0.956	0.015	246	133	1.179	0.016	0.925	0.987
Use of the internet in last 12 months	0.343	0.030	246	133	0.992	0.088	0.283	0.403
Current tobacco use	0.027	0.010	246	133	0.998	0.386	0.006	0.047
Want no more children	0.517	0.048	111	59	1.017	0.094	0.420	0.614
Discriminatory attitudes towards people with HIV	0.107	0.019	242	130	0.967	0.180	0.069	0.146
Condom use at last sex	0.805	0.045	77	38	0.985	0.056	0.716	0.895
Tested for HIV in the past 12 months and received the results of the last test	0.440	0.038	246	133	1.185	0.086	0.364	0.515
Male circumcision	0.996	0.004	246	133	0.985	0.004	0.988	1.000
Mobile phone ownership	0.692	0.029	246	133	0.999	0.043	0.633	0.750
Have and use a bank account or mobile phone for financial transactions	0.678	0.031	246	133	1.046	0.046	0.615	0.740
Agree with at least one specified reason a husband is justified in wife beating	0.408	0.033	246	133	1.039	0.080	0.343	0.474

Table B.51 Sampling errors: Nairobi sample, Kenya 2022

VARIABLE	R	SE	N	WN	DEFT	SE/R	R-2SE	R+2SE
HOUSEHOLDS AND POPULATION								
Births registered with civil authority	0.736	0.027	436	1,807	1.138	0.036	0.682	0.789
Ownership of at least one ITN	0.234	0.015	1,140	4,749	1.212	0.065	0.203	0.264
Ownership of at least one ITN for every two persons	0.143	0.011	1,127	4,691	1.101	0.080	0.120	0.166
At least basic drinking water service	0.986	0.005	3,490	14,614	1.168	0.005	0.976	0.996
Water available when needed	0.631	0.036	3,490	14,614	2.134	0.058	0.558	0.703
At least basic sanitation service	0.487	0.068	3,490	14,614	3.801	0.139	0.351	0.623
Using open defecation	0.000	0.000	3,490	14,614	na	na	0.000	0.000
Using a handwashing facility with soap and water	0.925	0.014	3,431	14,358	1.586	0.015	0.898	0.952
WOMEN								
No education	0.013	0.005	944	4,235	1.308	0.375	0.003	0.022
Secondary education or higher	0.773	0.021	940	4,215	1.551	0.027	0.730	0.815
Literacy	0.969	0.008	944	4,235	1.378	0.008	0.954	0.985
Use of the internet in last 12 months	0.764	0.026	944	4,235	1.899	0.034	0.711	0.817
Current tobacco use	0.011	0.005	484	2,157	1.027	0.446	0.001	0.021
Total fertility rate (3 years)	2.596	0.189	2,774	12,431	1.230	0.073	2.218	2.975
Currently pregnant	0.064	0.009	944	4,235	1.168	0.145	0.046	0.083
Mean number of children ever born to women age 40–49	3.098	0.141	137	590	1.125	0.046	2.815	3.381
Median birth interval	47.685	2.497	281	1,253	1.112	0.052	42.691	52.679
Ideal number of children	3.292	0.115	480	2,145	1.437	0.035	3.063	3.521
Total wanted fertility rate (3 years)	2.432	0.205	1,424	6,337	0.999	0.084	2.023	2.841
Currently using any contraceptive method	0.625	0.026	489	2,195	1.208	0.042	0.572	0.678
Currently using any modern method	0.562	0.027	489	2,195	1.206	0.048	0.507	0.616
Currently using pill	0.164	0.016	489	2,195	0.981	0.100	0.131	0.197
Currently using injectables	0.144	0.018	489	2,195	1.124	0.124	0.108	0.180
Currently using implants	0.129	0.016	489	2,195	1.047	0.123	0.098	0.161
Currently using male condoms	0.031	0.009	489	2,195	1.095	0.278	0.014	0.048
Currently using any traditional method	0.063	0.014	489	2,195	1.268	0.221	0.035	0.091
Unmet need for spacing	0.060	0.015	255	1,129	0.990	0.246	0.030	0.089
Unmet need for limiting	0.065	0.022	255	1,129	1.425	0.339	0.021	0.110
Unmet need total	0.125	0.026	255	1,129	1.247	0.207	0.073	0.177
Demand satisfied by modern methods	0.766	0.037	190	848	1.217	0.049	0.691	0.840
Participation in decisionmaking about family planning	0.982	0.008	255	1,129	0.909	0.008	0.967	0.997
Not exposed to any of the eight media sources	0.038	0.011	484	2,157	1.273	0.291	0.016	0.060
Neonatal mortality (0–9 years)	20.292	5.450	835	3,699	1.120	0.269	9.393	31.192
Post-neonatal mortality (0–9 years)	19.531	5.149	837	3,716	1.078	0.264	9.233	29.830
Infant mortality (0–9 years)	39.823	7.134	835	3,699	1.063	0.179	25.556	54.091
Child mortality (0–9 years)	4.113	2.155	822	3,642	0.789	0.524	0.000	8.423
Under-5 mortality (0–9 years)	43.773	7.350	836	3,702	1.024	0.168	29.074	58.472
Perinatal mortality rate	14.407	4.720	460	2,033	0.851	0.328	4.967	23.847
Stillbirth rate	5.709	3.381	460	2,033	0.958	0.592	0.000	12.470
Early neonatal rate	8.691	3.642	460	2,034	0.840	0.419	1.407	15.975
Received ANC from a skilled provider	1.000	0.000	171	746	na	0.000	1.000	1.000
4+ ANC visits	0.805	0.041	171	746	1.359	0.051	0.722	0.888
8+ ANC visits	0.076	0.021	171	746	1.046	0.280	0.034	0.119
Took any iron-containing supplements	0.912	0.020	171	746	0.933	0.022	0.871	0.952
Mothers protected against tetanus for last birth	0.745	0.038	171	746	1.137	0.051	0.669	0.821
Delivered in a health facility	0.994	0.006	177	773	0.984	0.006	0.983	1.000
Delivered by a skilled provider	0.994	0.006	177	773	0.984	0.006	0.983	1.000
Delivered by C-section	0.281	0.051	177	773	1.440	0.181	0.180	0.383
Women with postnatal check during first 2 days	0.863	0.035	171	746	1.330	0.041	0.793	0.933
Newborns with postnatal check during first 2 days	0.906	0.025	171	746	1.095	0.027	0.857	0.955
Any problem accessing health care	0.393	0.038	484	2,157	1.689	0.096	0.318	0.468
Ever had vaccination card	1.000	0.000	94	409	na	0.000	1.000	1.000
Received BCG vaccination	0.968	0.016	94	409	0.902	0.017	0.935	1.000
Received DPT-HepB-Hib vaccination (3 doses)	0.877	0.029	94	409	0.864	0.034	0.818	0.936
Received pneumococcal vaccination (3 doses)	0.932	0.030	94	409	1.147	0.032	0.873	0.992
Received MCV 1 vaccination (12–23 months)	0.894	0.036	94	409	1.138	0.041	0.822	0.967
Fully vaccinated according to national schedule (12–23 months)	0.458	0.048	94	409	0.913	0.105	0.362	0.554
Received MCV 2 vaccination (24–35 months)	0.736	0.056	81	372	1.167	0.076	0.624	0.848
Fully vaccinated according to national schedule (24–35 months)	0.305	0.049	81	372	0.972	0.159	0.208	0.402
Sought treatment for diarrhoea	0.670	0.059	73	298	1.012	0.087	0.553	0.787
Treated with ORS	0.436	0.072	73	298	1.164	0.166	0.292	0.581
Height-for-age (-3SD)	0.020	0.007	387	1,600	1.020	0.362	0.006	0.035
Height-for-age (-2SD)	0.111	0.017	387	1,600	0.992	0.150	0.078	0.145
Weight-for-height (-2SD)	0.025	0.008	392	1,623	1.083	0.341	0.008	0.042
Weight-for-height (+2SD)	0.056	0.012	392	1,623	1.057	0.217	0.031	0.080
Weight-for-age (-2SD)	0.053	0.012	387	1,606	1.090	0.233	0.028	0.078
Exclusive breastfeeding	0.566	0.130	18	86	1.074	0.229	0.307	0.826
Minimum dietary diversity (children 6–23 months)	0.540	0.070	70	299	1.172	0.131	0.399	0.681
Body Mass Index (BMI) <18.5	0.031	0.008	394	1,752	0.966	0.275	0.014	0.047
Body Mass Index (BMI) ≥25.0	0.565	0.027	394	1,752	1.069	0.048	0.511	0.619
Body Mass Index-for-age (-2SD)	0.000	0.000	51	249	na	na	0.000	0.000
Body Mass Index-for-age (+1SD)	0.225	0.078	51	249	1.384	0.345	0.070	0.381
Minimum dietary diversity (women 15–49)	0.488	0.024	944	4,235	1.500	0.050	0.439	0.537
Child slept under an ITN last night	0.239	0.033	415	1,712	1.391	0.138	0.173	0.306
Pregnant women slept under an ITN last night	0.103	0.041	58	252	1.054	0.401	0.020	0.185
Received 3+ doses of SP/Fansidar	0.059	0.024	93	403	0.979	0.408	0.011	0.107
Child has fever in last 2 weeks	0.150	0.023	444	1,982	1.335	0.157	0.103	0.196
Child had blood taken from finger/heel	0.275	0.051	76	296	0.919	0.186	0.173	0.377

(Continued...)

Table B.51—Continued

VARIABLE	R	SE	N	WN	DEFT	SE/R	R-2SE	R+2SE
WOMEN								
Child took ACT	0.412	0.233	6	21	1.038	0.565	0.000	0.878
Discriminatory attitudes towards people with HIV	0.186	0.026	484	2,157	1.458	0.139	0.135	0.238
Condom use at last sex	0.397	0.058	110	491	1.227	0.145	0.282	0.513
Tested for HIV in the past 12 months and received the results of the last test	0.503	0.025	484	2,157	1.099	0.050	0.453	0.554
Employed in last 12 months	0.705	0.030	489	2,195	1.440	0.042	0.645	0.764
Employed in last 12 months, but not paid	0.083	0.019	352	1,547	1.310	0.233	0.044	0.121
Mobile phone ownership	0.920	0.010	944	4,235	1.090	0.010	0.901	0.939
Have and use a bank account or mobile phone for financial transactions	0.909	0.010	944	4,235	1.041	0.011	0.889	0.928
Participate in decisionmaking (all three decisions)	0.757	0.023	489	2,195	1.174	0.030	0.711	0.802
Agree with at least one specified reason a husband is justified in wife beating	0.267	0.021	944	4,235	1.461	0.079	0.225	0.309
Make own decisions about sexual relations, contraceptive use, and reproductive care	0.809	0.028	255	1,129	1.123	0.034	0.754	0.864
Experienced physical violence since age 15 by any perpetrator	0.297	0.026	501	2,088	1.256	0.086	0.246	0.348
Experienced sexual violence by any perpetrator ever	0.122	0.016	501	2,088	1.102	0.132	0.089	0.154
Experienced sexual violence by any non-intimate partner	0.044	0.009	501	2,088	1.030	0.215	0.025	0.063
Experienced physical/sexual violence by the current or most recent husband or intimate partner ever	0.259	0.027	468	1,840	1.320	0.103	0.205	0.312
Experienced emotional/physical/sexual violence by any husband or intimate partner ever in the past 12 months	0.233	0.026	468	1,840	1.353	0.114	0.180	0.286
MEN								
No education	0.011	0.006	356	1,777	1.053	0.529	0.000	0.023
Secondary education or higher	0.832	0.024	353	1,767	1.198	0.029	0.785	0.880
Literacy	0.988	0.006	356	1,777	0.965	0.006	0.977	0.999
Use of the internet in last 12 months	0.897	0.021	356	1,777	1.282	0.023	0.856	0.939
Current tobacco use	0.076	0.013	356	1,777	0.931	0.172	0.050	0.102
Want no more children	0.343	0.043	167	818	1.161	0.125	0.258	0.429
Discriminatory attitudes towards people with HIV	0.071	0.016	356	1,777	1.203	0.231	0.038	0.104
Condom use at last sex	0.583	0.064	143	775	1.529	0.109	0.456	0.711
Tested for HIV in the past 12 months and received the results of the last test	0.503	0.025	356	1,777	0.955	0.050	0.452	0.553
Male circumcision	0.910	0.019	356	1,777	1.268	0.021	0.872	0.949
Mobile phone ownership	0.946	0.014	356	1,777	1.143	0.014	0.919	0.974
Have and use a bank account or mobile phone for financial transactions	0.961	0.011	356	1,777	1.085	0.012	0.939	0.983
Agree with at least one specified reason a husband is justified in wife beating	0.183	0.025	356	1,777	1.213	0.136	0.133	0.233

Table C.1 Household age distribution

Single-year age distribution of the de facto household population by sex (weighted), Kenya DHS 2022

Age	Female		Male		Age	Female		Male	
	Number	Percent	Number	Percent		Number	Percent	Number	Percent
0	1,768	2.5	1,810	2.7	42	782	1.1	736	1.1
1	1,643	2.3	1,700	2.6	43	547	0.8	548	0.8
2	1,673	2.4	1,679	2.5	44	561	0.8	463	0.7
3	1,814	2.6	1,875	2.8	45	669	1.0	660	1.0
4	1,816	2.6	1,843	2.8	46	477	0.7	458	0.7
5	1,578	2.2	1,689	2.6	47	469	0.7	459	0.7
6	1,843	2.6	1,857	2.8	48	506	0.7	496	0.8
7	1,807	2.6	1,912	2.9	49	375	0.5	391	0.6
8	1,734	2.5	1,771	2.7	50	713	1.0	597	0.9
9	1,744	2.5	1,589	2.4	51	435	0.6	277	0.4
10	1,913	2.7	1,882	2.9	52	625	0.9	448	0.7
11	1,709	2.4	1,719	2.6	53	504	0.7	257	0.4
12	2,019	2.9	2,012	3.0	54	412	0.6	284	0.4
13	2,070	2.9	1,936	2.9	55	381	0.5	380	0.6
14	1,938	2.8	1,777	2.7	56	323	0.5	331	0.5
15	1,248	1.8	1,431	2.2	57	249	0.4	312	0.5
16	1,320	1.9	1,425	2.2	58	396	0.6	377	0.6
17	1,301	1.8	1,466	2.2	59	353	0.5	303	0.5
18	1,286	1.8	1,561	2.4	60	517	0.7	440	0.7
19	1,170	1.7	1,117	1.7	61	255	0.4	237	0.4
20	1,338	1.9	1,219	1.8	62	351	0.5	290	0.4
21	1,112	1.6	1,002	1.5	63	288	0.4	235	0.4
22	1,384	2.0	1,119	1.7	64	263	0.4	253	0.4
23	1,282	1.8	980	1.5	65	359	0.5	262	0.4
24	1,246	1.8	953	1.4	66	179	0.3	122	0.2
25	1,319	1.9	1,164	1.8	67	200	0.3	171	0.3
26	1,127	1.6	981	1.5	68	196	0.3	210	0.3
27	1,171	1.7	964	1.5	69	172	0.2	171	0.3
28	1,324	1.9	1,047	1.6	70	458	0.6	398	0.6
29	951	1.4	847	1.3	71	132	0.2	103	0.2
30	1,226	1.7	1,319	2.0	72	245	0.3	182	0.3
31	638	0.9	654	1.0	73	158	0.2	143	0.2
32	1,086	1.5	956	1.4	74	151	0.2	133	0.2
33	838	1.2	646	1.0	75	153	0.2	135	0.2
34	905	1.3	741	1.1	76	112	0.2	111	0.2
35	1,210	1.7	999	1.5	77	93	0.1	79	0.1
36	913	1.3	733	1.1	78	121	0.2	82	0.1
37	737	1.0	684	1.0	79	94	0.1	44	0.1
38	998	1.4	761	1.2	80+	900	1.3	532	0.8
39	647	0.9	600	0.9	Don't know	33	0.0	72	0.1
40	936	1.3	1,033	1.6					
41	464	0.7	394	0.6	Total	70,454	100.0	66,029	100.0

Note: The de facto population includes all residents and nonresidents who stayed in the household the night before the interview.

Table C.2.1 Age distribution of eligible and interviewed women

De facto household population of women age 10–54, number and percent distribution of interviewed women age 15–49, and percentage of eligible women who were interviewed (weighted), by 5-year age groups, Kenya DHS 2022

Age group	Household population of women age 10–54	Interviewed women age 15–49		Percentage of eligible women interviewed
	Number	Number	Percentage	
10–14	9,649	na	na	na
15–19	6,325	5,838	18.5	92.3
20–24	6,361	5,978	18.9	94.0
25–29	5,892	5,565	17.6	94.5
30–34	4,693	4,524	14.3	96.4
35–39	4,505	4,298	13.6	95.4
40–44	3,291	3,066	9.7	93.1
45–49	2,496	2,344	7.4	93.9
50–54	2,688	na	na	na
15–49	33,564	31,613	100.0	94.2
Ratios				
10–14 to 15–19	152.6	na	na	na
50–54 to 45–49	107.7	na	na	na

Note: The de facto population includes all residents and nonresidents who stayed in the household the night before the interview. Weights for both household population of women and interviewed women are household weights. Age is based on the Household Questionnaire.

na = not applicable

Table C.2.2 Age distribution of eligible and interviewed men

De facto household population of men age 10–59, number and percent distribution of interviewed men age 15–49[54/59], and percentage of eligible men who were interviewed (weighted), by 5-year age groups, Kenya DHS 2022

Age group	Household population of men age 10–59	Interviewed men age 15–49 [54/59]		Percentage of eligible men interviewed
	Number	Number	Percentage	
10–14	4,919	na	na	na
15–19	3,554	3,187	22.1	89.7
20–24	2,681	2,386	16.5	89.0
25–29	2,569	2,181	15.1	84.9
30–34	2,241	1,850	12.8	82.6
35–39	1,952	1,605	11.1	82.2
40–44	1,674	1,364	9.4	81.5
45–49	1,205	1,058	7.3	87.8
50–54	925	820	5.7	88.7
55–59	960	na	na	na
15–54	1,6801	14,452	100.0	81.4
Ratios				
10–14 to 15–19	138.4	na	na	138.4
55–59 to 50–54	1.0	na	na	79.1

Note: The de facto population includes all residents and nonresidents who stayed in the household the night before the interview. Weights for both household population of men and interviewed men are household weights. Age is based on the household questionnaire.

na = not applicable

Table C.3 Age displacement at ages 14/15

Number of women and men age 12–18 listed in the household schedule by single-year age and age ratio 15/14, according to county (weighted), Kenya DHS 2022

County	Age							Total age 12–18	Age ratio (age 15/ age 14)
	12	13	14	15	16	17	18		
WOMEN									
Mombasa	38	39	31	41	26	35	33	243	131.0
Kwale	28	46	44	32	26	19	36	232	73.5
Kilifi	69	80	57	66	54	50	38	415	115.3
Tana River	15	15	18	6	10	5	7	75	33.0
Lamu	7	9	5	7	6	6	6	47	135.5
Taita/Taveta	15	15	14	6	12	14	10	86	44.1
Garissa	25	25	30	17	16	24	21	158	57.6
Wajir	19	15	21	9	15	11	12	101	43.4
Mandera	20	22	28	12	12	12	17	123	43.2
Marsabit	14	15	24	4	6	6	7	77	15.4
Isiolo	10	14	16	7	7	8	6	67	43.2
Meru	65	65	73	49	58	63	49	423	67.9
Tharaka-Nithi	14	17	19	13	12	16	13	104	67.9
Embu	26	33	21	11	13	17	14	135	52.7
Kitui	68	58	57	40	31	41	34	328	69.0
Machakos	57	76	54	38	51	41	34	350	70.8
Makueni	42	37	44	56	30	49	35	293	128.5
Nyandarua	21	29	19	19	36	28	20	171	101.0
Nyeri	23	17	17	25	17	32	12	143	141.1
Kirinyaga	22	30	18	15	18	26	15	144	81.2
Murang'a	39	59	44	35	34	36	44	290	78.1
Kiambu	89	91	87	66	77	49	75	535	76.2
Turkana	38	31	31	15	18	11	15	159	48.1
West Pokot	40	41	43	23	24	24	26	222	53.9
Samburu	15	16	14	6	9	11	11	83	43.5
Trans Nzoia	59	60	60	31	41	52	42	346	52.3
Uasin Gishu	51	78	63	59	47	51	65	415	94.3
Elgeyo/Marakwet	17	17	34	7	14	12	13	114	19.7
Nandi	43	40	65	25	27	28	29	256	38.4
Baringo	33	37	29	27	23	22	24	194	91.7
Laikipia	22	17	20	24	17	22	13	136	120.5
Nakuru	109	100	117	64	56	72	75	593	54.9
Narok	73	85	71	46	53	46	32	405	64.7
Kajiado	52	40	51	30	38	25	29	265	57.4
Kericho	52	55	64	25	33	42	38	307	39.4
Bomet	40	44	46	39	51	34	34	289	84.1
Kakamega	102	93	139	95	76	94	69	667	68.4
Vihiga	31	38	36	34	33	27	19	219	95.5
Bungoma	116	85	99	77	92	101	60	630	77.9
Busia	64	66	37	32	53	32	33	317	87.1
Siaya	47	43	43	28	29	32	32	256	65.6
Kisumu	44	54	59	43	49	52	27	328	72.9
Homa Bay	66	67	76	39	50	50	53	401	51.5
Migori	58	73	76	57	52	47	46	410	74.4
Kisii	73	68	64	48	73	55	57	437	74.5
Nyamira	37	36	30	19	27	25	18	192	62.9
Nairobi City	153	210	141	113	125	87	157	986	80.3
Total	2,161	2,300	2,252	1,581	1,678	1,641	1,553	13,167	70.2

(Continued...)

Table C.3—Continued

County	Age							Total age 12–18	Age ratio (age 15/ age 14)
	12	13	14	15	16	17	18		
MEN									
Mombasa	32	39	36	27	35	31	39	241	75.8
Kwale	34	38	39	22	35	28	31	228	57.0
Kilifi	66	47	62	62	55	48	51	391	99.8
Tana River	17	15	17	8	8	9	11	86	48.9
Lamu	7	6	7	4	5	5	7	41	65.5
Taita/Taveta	18	15	13	10	10	17	9	91	76.8
Garissa	31	21	25	16	22	18	19	154	64.3
Wajir	20	18	17	14	14	11	15	109	82.3
Mandera	27	21	20	17	17	14	18	133	83.6
Marsabit	17	14	12	7	9	6	9	74	54.1
Isiolo	12	10	9	9	10	7	7	63	99.8
Meru	65	56	53	71	43	63	76	426	134.0
Tharaka-Nithi	23	26	20	27	23	11	14	144	130.3
Embu	28	20	19	21	16	24	18	146	109.5
Kitui	57	63	70	36	38	46	47	357	51.4
Machakos	43	59	71	62	44	69	53	401	87.8
Makueni	23	37	42	36	39	36	36	249	86.0
Nyandarua	29	26	25	25	27	34	28	195	99.6
Nyeri	20	31	21	35	13	31	18	168	164.3
Kirinyaga	27	21	18	20	18	25	24	153	112.5
Murang'a	39	41	36	25	45	31	37	254	70.4
Kiambu	105	83	51	68	73	87	80	548	133.0
Turkana	31	39	24	14	24	21	16	170	61.5
West Pokot	49	30	36	19	28	22	24	208	51.7
Samburu	16	14	13	10	12	13	16	94	72.3
Trans Nzoia	46	48	57	44	48	45	39	326	76.9
Uasin Gishu	44	38	61	43	44	38	48	316	71.0
Elgeyo/Marakwet	24	19	22	11	15	24	18	133	52.3
Nandi	52	45	46	30	39	30	37	279	66.0
Baringo	39	36	35	26	27	24	28	214	73.8
Laikipia	22	24	16	23	19	17	22	144	140.5
Nakuru	89	101	89	76	72	85	87	599	85.5
Narok	60	66	68	38	44	44	64	384	55.9
Kajiado	49	41	48	34	38	40	29	279	70.0
Kericho	49	53	51	34	29	51	36	302	65.2
Bomet	41	48	42	42	56	40	39	308	98.0
Kakamega	127	117	108	120	99	102	121	794	111.1
Vihiga	21	31	31	26	25	27	28	189	86.1
Bungoma	84	89	96	78	76	71	64	558	81.0
Busia	58	54	47	46	45	41	57	348	98.2
Siaya	52	46	56	45	38	40	46	325	79.7
Kisumu	56	51	51	34	55	41	42	330	65.8
Homa Bay	67	69	70	49	42	63	53	412	70.1
Migori	61	50	54	52	39	55	55	365	97.3
Kisii	57	72	63	55	55	63	42	407	88.2
Nyamira	30	29	33	27	31	22	29	201	81.4
Nairobi City	162	183	115	91	104	111	114	881	79.3
Total	2,129	2,101	2,014	1,688	1,703	1,781	1,803	13,220	83.8

Table C.4 Age displacement at ages 49/50

Number of women and men age 47–53 listed in the household schedule by single-year age and age ratio 50/49, according to county (weighted), Kenya DHS 2022

	Age							Total age 47–53	Age ratio (age 50/ age 49)
County	47	48	49	50	51	52	53		
WOMEN									
Mombasa	20	10	6	20	13	11	7	87	319.3
Kwale	8	5	6	16	6	12	8	61	255.3
Kilifi	15	19	10	27	15	18	20	124	259.7
Tana River	1	2	1	5	2	4	1	16	836.0
Lamu	1	3	1	2	1	2	2	12	151.7
Taita/Taveta	3	4	5	6	5	7	4	34	119.6
Garissa	2	2	1	5	3	3	4	20	593.9
Wajir	0	2	1	5	3	3	2	16	423.0
Mandera	0	2	0	14	3	3	2	24	-
Marsabit	2	2	0	9	3	2	3	21	-
Isiolo	1	2	1	2	2	2	1	12	268.7
Meru	22	18	6	39	29	27	23	165	626.5
Tharaka-Nithi	8	5	6	10	4	7	7	46	168.3
Embu	8	13	7	14	4	8	13	66	189.7
Kitui	17	26	14	22	20	23	19	141	149.9
Machakos	29	20	19	28	10	32	18	155	147.9
Makueni	19	13	14	10	8	19	8	93	71.7
Nyandarua	9	17	12	12	9	15	10	83	107.4
Nyeri	17	12	6	10	11	20	19	95	171.1
Kirinyaga	16	12	7	10	13	13	9	79	136.5
Murang'a	15	12	16	13	13	22	18	111	81.0
Kiambu	16	15	20	41	19	40	35	186	207.3
Turkana	2	8	5	6	3	8	5	37	101.3
West Pokot	2	7	2	19	5	4	5	42	1,231.1
Samburu	2	2	2	5	1	3	1	16	269.5
Trans Nzoia	6	10	14	15	13	16	16	90	107.7
Uasin Gishu	10	19	7	19	18	17	13	104	254.2
Elgeyo/Marakwet	4	4	0	10	8	6	4	36	3,225.5
Nandi	9	13	5	20	5	16	5	71	367.6
Baringo	7	5	8	6	5	10	4	45	76.1
Laikipia	6	7	7	9	3	9	4	45	137.1
Nakuru	19	20	34	32	14	11	20	149	95.1
Narok	7	2	5	12	10	18	10	65	269.6
Kajiado	7	11	2	19	15	14	10	78	820.9
Kericho	8	14	6	24	4	11	7	74	430.0
Bomet	9	13	7	10	6	14	6	64	146.4
Kakamega	34	31	3	28	21	27	36	181	967.6
Vihiga	6	6	6	7	8	10	4	47	107.9
Bungoma	11	22	13	26	19	21	22	135	208.2
Busia	10	9	5	3	9	18	11	66	73.8
Siaya	9	9	10	15	7	10	9	69	147.0
Kisumu	10	5	8	12	12	16	12	75	148.6
Homa Bay	11	7	9	12	9	19	10	78	137.6
Migori	18	11	11	9	14	15	15	91	84.3
Kisii	9	7	6	13	12	18	15	79	231.2
Nyamira	1	8	2	20	8	8	9	56	836.8
Nairobi City	46	50	48	65	18	41	35	302	136.3
Total	490	514	384	737	447	652	519	3,743	192.2

(Continued...)

Table C.4—Continued

County	Age							Total age 47–53	Age ratio (age 50/ age 49)
	47	48	49	50	51	52	53		
MEN									
Mombasa	6	19	14	21	10	13	11	94	151.3
Kwale	8	7	6	11	5	3	3	43	176.0
Kilifi	17	19	7	17	14	11	13	98	254.7
Tana River	2	3	1	1	0	2	1	10	124.1
Lamu	2	3	1	4	1	2	1	14	249.6
Taita/Taveta	5	2	2	6	4	7	3	29	227.4
Garissa	1	4	1	10	2	3	1	22	816.4
Wajir	2	3	1	6	1	2	1	15	603.8
Mandera	3	3	2	5	0	2	0	16	318.3
Marsabit	3	1	1	2	1	1	1	9	127.7
Isiolo	2	2	1	2	1	2	1	11	234.5
Meru	22	23	15	25	16	20	11	131	165.7
Tharaka-Nithi	6	7	8	9	5	6	4	46	111.9
Embu	7	9	5	11	5	6	6	49	217.2
Kitui	12	14	9	14	14	15	3	80	169.8
Machakos	13	31	14	29	13	31	10	141	203.1
Makueni	18	15	16	11	6	12	3	80	68.6
Nyandarua	13	7	6	8	4	12	2	52	141.2
Nyeri	7	11	12	18	8	13	4	73	143.5
Kirinyaga	10	13	8	12	6	9	5	63	146.0
Murang'a	13	24	4	25	8	22	9	105	684.0
Kiambu	41	24	27	49	10	22	26	200	182.9
Turkana	5	4	3	6	3	5	3	29	185.3
West Pokot	4	6	2	5	2	6	1	26	247.1
Samburu	1	3	3	4	1	1	1	13	140.6
Trans Nzoia	8	8	13	12	10	10	6	67	97.9
Uasin Gishu	16	21	18	24	3	5	12	98	131.0
Elgeyo/Marakwet	4	5	3	4	1	2	2	23	135.9
Nandi	11	7	8	11	4	12	4	58	135.2
Baringo	3	12	3	6	3	5	3	34	189.6
Laikipia	5	5	4	4	4	6	4	33	100.7
Nakuru	33	23	24	27	10	22	9	148	109.8
Narok	7	20	4	9	5	6	4	56	199.6
Kajiado	15	17	6	14	5	9	7	72	232.1
Kericho	5	11	12	17	7	7	5	63	141.5
Bomet	8	15	9	13	9	7	5	66	143.3
Kakamega	16	16	28	22	13	23	18	136	78.7
Vihiga	7	6	5	6	6	6	6	42	135.2
Bungoma	14	26	7	26	9	16	9	105	372.5
Busia	5	14	7	14	4	6	8	58	212.1
Siaya	12	3	4	6	5	12	3	46	135.3
Kisumu	12	7	3	15	8	5	6	56	497.4
Homa Bay	6	6	9	13	4	5	5	49	142.1
Migori	6	13	11	4	7	6	4	51	34.2
Kisii	9	8	10	8	7	11	9	61	84.1
Nyamira	5	4	3	5	2	8	4	31	151.1
Nairobi City	54	32	49	79	32	54	24	324	159.2
Total	481	539	410	649	296	469	280	3,124	158.1

Table C.5 Pregnancy outcomes by years preceding the survey

Number of pregnancy outcomes, percentage with year and month of birth given or end of pregnancy given, sex ratio at birth of live births, and ratio by years preceding the survey, according to living children, dead children, stillbirths, miscarriages/abortions, and total pregnancy outcomes (weighted), Kenya DHS 2022

Years preceding survey	Number of pregnancy outcomes					Percentage with year and month of birth given or end of pregnancy given					Sex ratio at birth of live births ¹			Ratio of years preceding survey ²				
	Living children	Dead children	Stillbirths	Miscarriages/abortions	Total	Living children	Dead children	Stillbirths	Miscarriages/abortions	Total	Living children	Dead children	Total	Living children	Dead children	Stillbirths	Miscarriages/abortions	Total
0	3,573	82	67	538	4,261	100.0	100.0	100.0	100.0	100.0	103.1	141.5	103.8	na	na	na	na	na
1	3,324	121	51	347	3,843	100.0	99.1	99.5	99.7	99.9	101.2	113.6	101.6	97.7	118.1	80.8	78.4	95.8
2	3,230	124	59	348	3,760	99.9	100.0	99.8	99.5	99.9	108.0	86.0	107.1	95.6	95.2	119.3	113.1	97.3
3	3,435	138	47	268	3,889	99.7	100.0	99.6	98.6	99.7	104.0	147.0	105.4	104.9	110.2	92.2	83.9	103.1
4	3,321	127	44	291	3,783	99.8	98.2	98.2	97.7	99.5	101.8	115.5	102.2	101.0	81.7	100.7	110.1	100.9
5	3,138	173	40	260	3,611	99.3	96.4	82.4	82.3	97.7	102.3	139.2	103.9	96.2	114.0	105.2	105.8	97.7
6	3,202	176	33	201	3,611	98.2	84.8	92.0	78.3	96.4	100.0	142.6	101.9	102.0	107.5	76.0	91.0	101.3
7	3,141	154	46	181	3,522	98.3	89.8	88.9	78.0	96.8	93.6	221.2	97.3	101.3	100.9	140.4	103.7	101.7
8	3,001	130	32	149	3,312	97.9	83.6	86.7	74.5	96.2	103.0	92.9	102.5	100.2	84.2	66.2	92.4	98.6
9	2,851	155	52	141	3,199	98.7	85.4	83.5	80.4	97.0	90.9	99.0	91.3	98.3	123.9	137.3	93.1	99.5
0–4	16,883	592	268	1,791	19,535	99.9	99.4	99.5	99.3	99.8	103.6	117.6	104.0	na	na	na	na	na
5–9	15,332	788	203	932	17,255	98.5	88.2	86.4	79.1	96.8	97.9	133.1	99.4	na	na	na	na	na
10–14	14,401	746	206	681	16,034	97.9	84.8	78.7	78.1	96.2	97.6	142.9	99.5	na	na	na	na	na
15–10	10,595	706	150	430	11,882	97.7	82.8	72.2	68.6	95.4	97.7	132.7	99.6	na	na	na	na	na
20+	9,753	1,138	155	396	11,442	96.3	86.9	80.8	73.0	94.4	97.4	117.1	99.3	na	na	na	na	na
All	66,965	3,971	982	4,230	76,147	98.3	87.9	85.3	85.8	96.9	99.2	127.5	100.6	na	na	na	na	na

na = not applicable

¹ $(B_m/B_f) \times 100$, where B_m and B_f are the numbers of male and female births, respectively

² $[2P_x / (P_{x-1} + P_{x+1})] \times 100$, where P_x is the number of pregnancy outcomes in year x preceding the survey

Table C.6 Completeness of reporting

Percentage of observations missing information for selected demographic and health questions (weighted), Kenya DHS 2022

Subject	Reference group	Percentage with information missing	Number of cases
Date of live birth or stillbirth	Live births or stillbirths in the 15 years preceding the survey		
Missing day only		2.12	49,418
Missing month, but year reported		1.67	49,418
Missing year		0.04	49,418
Date of live birth or stillbirth	Live births or stillbirths in the 5 years preceding the survey		
Missing day only		1.30	17,744
Missing month, but year reported		0.15	17,744
Missing year		0.01	17,744
Date of birth of women	Women age 15–49		
Missing month, but year reported		1.27	32,156
Missing year		0.28	32,156
Date of birth of men	Men age 15–49		
Missing month, but year reported		1.94	14,453
Missing year		0.07	14,453
Diarrhoea in last 2 weeks	Living children age 0–59 months	0.85	16,765
Anthropometry of children	Living children age 0–59 months (from the Biomarker Questionnaire)		
Height		2.84	17,788
Weight		2.67	17,788
Height or weight		2.84	17,788
Anthropometry of women	Women age 15–49 (from the Biomarker Questionnaire)		
Height		5.70	17,439
Weight		5.69	17,439
Height or weight		5.71	17,439
Anthropometry of men	Men age 15–49 (from the Biomarker Questionnaire)		
Height		14.09	15,806
Weight		14.10	15,806
Height or weight		14.11	15,806

Table C.7 Standardisation exercise results from anthropometry training

Trainees' precision and accuracy for height measurements taken during the standardisation exercise for anthropometry, Kenya DHS 2022

Measurer	Standardisation exercise ¹		Re-standardisation exercise ¹	
	Trainees' precision ²	Trainees' accuracy ²	Trainees' precision ²	Trainees' accuracy ²
Measurer 1	0.15	0.46		
Measurer 2	0.25	0.57		
Measurer 3	0.28	0.46		
Measurer 4	0.26	0.50		
Measurer 5	0.13	0.40		
Measurer 6	0.43	0.90	0.13	0.29
Measurer 7	0.53	0.60		
Measurer 8	0.06	0.45		
Measurer 9	0.20	0.42		
Measurer 10	0.25	0.47		
Measurer 11	0.21	1.48	0.13	0.36
Measurer 12	0.46	0.38		
Measurer 13	0.34	0.28		
Measurer 14	0.72	0.59	0.12	0.29
Measurer 15	0.23	0.39		
Measurer 16	0.18	0.43		
Measurer 17	0.21	0.28		
Measurer 18	0.39	0.32		
Measurer 19	0.45	0.16		
Measurer 20	0.18	0.40		
Measurer 21	0.17	0.32		
Measurer 22	0.19	0.26		
Measurer 23	0.19	0.20		
Measurer 24	0.21	0.20		
Measurer 25	0.11	0.21		
Measurer 26	0.19	0.34		
Measurer 27	0.69	0.51	0.10	0.30
Measurer 28	0.19	0.30		
Measurer 29	0.10	0.20		
Measurer 30	0.14	0.23		
Measurer 31	0.21	0.21		
Measurer 32	0.09	0.23		
Measurer 33	0.15	0.30		
Measurer 34	0.04	0.20		
Measurer 35	0.11	0.27		
Measurer 36	0.28	0.24		
Measurer 37	0.15	0.19		
Measurer 38	0.16	0.24		
Measurer 39	0.13	0.17		
Measurer 40	0.29	0.23		
Measurer 41	0.27	0.37		
Measurer 42	0.12	0.29		
Measurer 43	0.13	0.27		
Measurer 44	0.07	0.32		
Measurer 45	0.11	0.28		
Measurer 46	0.14	0.26		
Measurer 47	0.14	0.26		
Measurer 48	0.13	0.23		
Measurer 49	0.08	0.32		
Average	0.22	0.36	0.12	0.31

na = not applicable

¹ Ten children were measured twice for each standardisation and re-standardisation exercise.

² Trainees' precision and accuracy are defined in terms of a technical error of measurement (TEM), which is calculated as: $\sqrt{\sum(D^2)/(2N)}$ where D is the difference in height and N is the number of repeat measurements. An acceptable TEM according to WHO-UNICEF is a TEM of <0.6 cm for precision and <0.8 cm for accuracy.

Table C.8 Height and weight data completeness and quality for children

Among children under age 5 (age 0–59 months) who were eligible for anthropometry, percentage with incomplete or missing data for height, weight, or month or year of birth; among children with complete height and age, percentage with implausible data for height-for-age; among children with complete weight and height, percentage with implausible data for weight-for-height; and, among children with complete weight and age, percentage with implausible data for weight-for-age; and among all children under age 5 who were eligible for anthropometry, percentage with valid data for height-for-age, weight-for-height, or weight-for-age, according to background characteristics (unweighted), Kenya DHS 2022

Background characteristic	Percentage with data incomplete or missing for:				Percentage with implausible data for:						Percentage with valid data for ⁸ :			
	Height ¹	Weight ²	Month or year of birth ³	Number of children	Height-for-age ⁴	Number of children with complete height and age ⁵	Weight-for-height ⁶	Number of children with complete weight and height	Weight-for-age ⁷	Number of children with complete weight and age ⁵	Height-for-age	Weight-for-height	Weight-for-age	Number of children
Age in months														
<6	4.5	4.0	0.5	2,017	1.0	1,924	1.2	1,927	0.3	1,933	94.4	94.4	95.5	2,017
6–11	1.5	1.4	0.2	2,120	0.2	2,087	0.1	2,088	0.1	2,089	98.3	98.3	98.4	2,120
12–23	1.8	1.6	0.5	3,922	0.1	3,842	0.1	3,852	0.1	3,848	97.9	98.1	98.1	3,922
24–35	2.3	2.0	0.8	3,964	0.2	3,848	0.2	3,872	0.0	3,859	96.9	97.5	97.3	3,964
36–47	2.5	2.4	1.2	4,233	0.1	4,088	0.1	4,128	0.1	4,093	96.5	97.4	96.6	4,233
48–59	4.5	4.5	1.5	4,063	0.1	3,840	0.4	3,879	0.0	3,841	94.4	95.1	94.5	4,063
0–23	2.4	2.2	0.4	8,059	0.3	7,853	0.4	7,867	0.1	7,870	97.1	97.2	97.5	8,059
24–59	3.1	3.0	1.1	12,260	0.1	11,776	0.2	11,879	0.0	11,793	95.9	96.7	96.2	12,260
Sex														
Male	2.9	2.7	0.9	10,314	0.2	9,950	0.2	10,019	0.1	9,966	96.2	96.9	96.5	10,314
Female	2.8	2.6	0.8	10,005	0.2	9,679	0.4	9,727	0.1	9,697	96.6	96.9	96.9	10,005
Mother's interview status														
Interviewed	1.9	1.8	0.1	17,654	0.2	17,286	0.3	17,310	0.1	17,317	97.7	97.8	98.0	17,654
Not interviewed but in household	19.1	19.0	6.6	816	0.2	643	0.5	660	0.0	644	78.7	80.5	78.9	816
Not interviewed and not in the household ⁹	3.9	3.8	5.1	1,849	0.3	1,700	0.1	1,776	0.1	1,702	91.7	95.9	91.9	1,849
Residence														
Urban	3.6	3.3	0.9	6,499	0.2	6,234	0.4	6,266	0.1	6,255	95.8	96.1	96.2	6,499
Rural	2.5	2.4	0.8	13,820	0.2	13,395	0.3	13,480	0.1	13,408	96.7	97.3	97.0	13,820
County														
Mombasa	3.0	1.8	0.0	338	0.0	328	0.3	328	0.0	332	97.0	96.7	98.2	338
Kwale	2.2	2.2	2.2	464	0.4	446	0.4	454	0.0	446	95.7	97.4	96.1	464
Kilifi	2.2	2.2	0.0	418	1.2	409	1.7	409	0.2	409	96.7	96.2	97.6	418
Tana River	1.4	1.4	0.0	631	0.3	622	0.6	622	0.3	622	98.3	97.9	98.3	631
Lamu	3.2	3.2	0.9	433	0.2	416	0.0	419	0.0	416	95.8	96.8	96.1	433
Taita/Taveta	4.6	4.6	0.0	281	0.4	268	0.7	268	0.0	268	95.0	94.7	95.4	281
Garissa	4.7	4.5	0.3	602	0.2	572	0.3	574	0.2	573	94.9	95.0	95.0	602
Wajir	5.3	5.1	1.9	682	0.2	634	0.5	646	0.0	635	92.8	94.3	93.1	682
Mandera	6.0	5.6	0.1	912	0.1	856	0.9	857	0.0	860	93.8	93.1	94.3	912
Marsabit	2.9	2.9	0.5	555	0.6	536	0.2	539	0.0	536	96.0	96.9	96.6	555
Isiolo	4.1	3.5	0.2	511	0.4	489	0.2	490	0.0	492	95.3	95.7	96.3	511
Meru	2.2	2.2	2.2	312	0.0	301	0.7	305	0.0	301	96.5	97.1	96.5	312
Tharaka-Nithi	2.5	2.5	0.4	277	0.0	270	0.0	270	0.0	270	97.5	97.5	97.5	277
Embu	1.6	1.6	0.0	257	0.4	253	0.8	253	0.0	253	98.1	97.7	98.4	257
Kitui	0.3	0.0	0.6	351	0.3	348	0.6	350	0.0	349	98.9	99.1	99.4	351
Machakos	3.0	2.7	1.7	296	0.7	284	0.3	287	0.4	285	95.3	96.6	95.9	296
Makueni	1.2	0.9	1.8	331	0.0	321	0.0	327	0.0	322	97.0	98.8	97.3	331
Nyandarua	3.3	3.0	2.0	299	0.0	287	0.3	289	0.0	288	96.0	96.3	96.3	299
Nyeri	3.7	3.3	0.4	241	0.4	232	0.0	232	0.0	233	95.9	96.3	96.7	241
Kirinyaga	2.6	2.6	0.0	267	0.4	260	0.4	260	0.4	260	97.0	97.0	97.0	267
Murang'a	3.3	3.3	1.4	276	0.0	267	0.0	267	0.0	267	96.7	96.7	96.7	276
Kiambu	6.2	5.9	4.1	339	0.0	313	0.0	318	0.0	314	92.3	93.8	92.6	339
Turkana	3.8	3.8	0.0	612	0.2	589	0.0	589	0.0	589	96.1	96.2	96.2	612
West Pokot	1.9	1.9	1.0	801	0.0	781	0.1	786	0.0	781	97.5	98.0	97.5	801
Samburu	4.2	2.7	2.0	593	0.0	559	0.0	568	0.0	568	94.3	95.8	95.8	593
Trans Nzoia	2.5	2.5	0.7	406	0.0	393	0.0	396	0.0	393	96.8	97.5	96.8	406
Uasin Gishu	3.3	3.3	0.8	399	0.0	386	0.0	386	0.0	386	96.7	96.7	96.7	399

(Continued...)

Table C.8—Continued

Background characteristic	Percentage with data incomplete or missing for:				Percentage with implausible data for:					Percentage with valid data for ⁸ :				
	Height ¹	Weight ²	Month or year of birth ³	Number of children	Height-for-age ⁴	Number of children with complete height and age ⁵	Weight-for-height ⁶	Number of children with complete weight and height	Weight-for-age ⁷	Number of children with complete weight and age ⁵	Height-for-age	Weight-for-height	Weight-for-age	Number of children
Elgeyo/Marakwet	2.1	1.7	1.4	422	0.2	408	0.0	413	0.2	410	96.4	97.9	96.9	422
Nandi	2.3	2.3	0.3	389	0.0	379	0.0	380	0.0	379	97.4	97.7	97.4	389
Baringo	1.8	1.8	0.2	450	0.5	441	0.0	442	0.2	441	97.6	98.2	97.8	450
Laikipia	1.8	1.8	1.8	280	0.0	273	0.0	275	0.0	273	97.5	98.2	97.5	280
Nakuru	0.7	0.7	0.7	438	0.0	432	0.5	435	0.0	432	98.6	98.9	98.6	438
Narok	3.1	3.1	1.0	574	0.4	554	0.2	556	0.2	554	96.2	96.7	96.3	574
Kajiado	4.4	4.4	2.9	451	0.9	422	0.7	431	0.2	422	92.7	94.9	93.3	451
Kericho	3.1	3.1	0.0	389	0.3	377	0.3	377	0.0	377	96.7	96.7	96.9	389
Bomet	1.9	1.9	0.2	411	0.7	402	0.2	403	0.7	402	97.1	97.8	97.1	411
Kakamega	1.2	0.7	1.4	431	0.0	421	0.0	426	0.0	423	97.7	98.8	98.1	431
Vihiga	0.9	0.9	0.9	349	0.0	343	0.0	346	0.0	343	98.3	99.1	98.3	349
Bungoma	1.0	1.0	0.2	486	0.0	480	0.4	481	0.0	480	98.8	98.6	98.8	486
Busia	1.6	1.4	0.4	497	0.2	488	0.2	489	0.0	489	98.0	98.2	98.4	497
Siaya	1.0	1.0	0.5	401	0.3	395	0.3	397	0.0	395	98.3	98.8	98.5	401
Kisumu	1.4	1.4	0.0	422	0.0	416	0.2	416	0.0	416	98.6	98.3	98.6	422
Homa Bay	1.4	1.4	0.2	444	0.0	438	0.2	438	0.0	438	98.6	98.4	98.6	444
Migori	1.6	1.6	0.0	503	0.0	495	0.2	495	0.0	495	98.4	98.2	98.4	503
Kisii	2.7	2.7	0.3	373	0.0	362	0.0	363	0.0	362	97.1	97.3	97.1	373
Nyamira	3.2	3.2	2.3	311	0.0	296	0.3	301	0.0	296	95.2	96.5	95.2	311
Nairobi City	5.1	4.8	1.9	414	0.0	387	0.3	393	0.3	388	93.5	94.7	93.5	414
Mother's education ¹⁰														
No education	3.5	3.3	0.6	4,432	0.4	4,253	0.4	4,275	0.1	4,262	95.6	96.0	96.1	4,432
Primary	2.3	2.2	0.3	6,432	0.2	6,272	0.2	6,282	0.1	6,281	97.3	97.4	97.6	6,432
Secondary	2.0	1.8	0.3	5,117	0.1	5,010	0.2	5,016	0.0	5,019	97.8	97.8	98.1	5,117
More than secondary	3.7	3.5	0.7	2,481	0.1	2,388	0.4	2,390	0.1	2,393	96.2	95.9	96.3	2,481
Missing	12.5	12.5	25.0	8	0.0	6	0.0	7	0.0	6	75.0	87.5	75.0	8
Measurer														
Measurer Mombasa team	2.3	1.0	0.0	305	0.0	298	0.0	298	0.0	302	97.7	97.7	99.0	305
Measurer Kwale team	1.9	1.9	1.7	483	0.4	466	0.4	474	0.0	466	96.1	97.7	96.5	483
Measurer Kilifi team	2.2	2.2	0.0	407	1.3	398	1.8	398	0.3	398	96.6	96.1	97.5	407
Measurer Tana River team	1.1	1.1	0.0	629	0.3	622	0.6	622	0.3	622	98.6	98.3	98.6	629
Measurer Lamu team	3.2	3.2	0.9	444	0.2	427	0.0	430	0.0	427	95.9	96.8	96.2	444
Measurer Taita/Taveta team	4.4	4.4	0.0	293	0.4	280	1.1	280	0.0	280	95.2	94.5	95.6	293
Measurer Garissa team	4.4	4.3	0.3	608	0.2	579	0.3	581	0.2	580	95.1	95.2	95.2	608
Measurer Wajir team	4.2	4.1	1.7	687	0.2	646	0.5	658	0.0	647	93.9	95.3	94.2	687
Measurer Mandera team	6.0	5.6	0.1	913	0.1	857	0.9	858	0.0	861	93.8	93.1	94.3	913
Measurer Marsabit team	2.2	2.2	0.6	539	0.6	524	0.2	527	0.0	524	96.7	97.6	97.2	539
Measurer Isiolo team	3.8	3.2 3.3	0.2	522	0.4	501	0.2	502	0.0	504	95.6	96.0	96.6	522
Measurer Meru team	2.4	2.4	2.4	290	0.0	279	0.7	283	0.0	279	96.2	96.9	96.2	290
Measurer Tharaka-Nithi team	2.4	2.4	0.3	292	0.0	285	0.0	285	0.0	285	97.6	97.6	97.6	292
Measurer Embu team	1.2	1.2	0.0	256	0.4	253	0.8	253	0.0	253	98.4	98.0	98.8	256
Measurer Kitui team	0.3	0.0	0.6	345	0.3	342	0.6	344	0.0	343	98.8	99.1	99.4	345
Measurer Machakos team	2.2	1.8	0.7	278	0.7	270	0.4	272	0.4	271	96.4	97.5	97.1	278
Measurer Makueni team	1.2	0.9	1.8	331	0.0	321	0.0	327	0.0	322	97.0	98.8	97.3	331
Measurer Nyandarua team	2.9	2.6	2.3	306	0.0	294	0.3	297	0.0	295	96.1	96.7	96.4	306
Measurer Nyeri team	1.0	1.0	0.0	96	1.1	95	0.0	95	0.0	95	97.9	99.0	99.0	96
Measurer Kirinyaga team	2.6	2.6	0.0	272	0.4	265	0.4	265	0.4	265	97.1	97.1	97.1	272
Measurer Murang'a team	3.3	3.3	1.5	272	0.0	263	0.0	263	0.0	263	96.7	96.7	96.7	272
Measurer Kiambu team	6.5	6.1	4.1	293	0.0	269	0.0	274	0.0	270	91.8	93.5	92.2	293
Measurer Turkana team	3.4	3.4	0.0	610	0.2	589	0.0	589	0.0	589	96.4	96.6	96.6	610

(Continued...)

Table C.8—Continued

Background characteristic	Percentage with data incomplete or missing for:				Percentage with implausible data for:					Percentage with valid data for ⁸ :				
	Height ¹	Weight ²	Month or year of birth ³	Number of children	Height-for-age ⁴	Number of children with complete height and age ⁵	Weight-for-height ⁶	Number of children with complete weight and height	Weight-for-age ⁷	Number of children with complete weight and age ⁵	Height-for-age	Weight-for-height	Weight-for-age	Number of children
Measurer West Pokot team	1.7	1.7	1.0	819	0.0	800	0.1	805	0.0	800	97.7	98.2	97.7	819
Measurer Samburu team	3.7	2.2	1.9	588	0.0	557	0.0	566	0.0	566	94.7	96.3	96.3	588
Measurer Trans Nzoia team	2.2	2.2	0.7	404	0.0	392	0.0	395	0.0	392	97.0	97.8	97.0	404
Measurer Uasin Gishu team	2.4	2.4	0.0	373	0.0	364	0.0	364	0.0	364	97.6	97.6	97.6	373
Measurer Elgeyo/Marakwet team	1.6	1.1	1.1	440	0.2	428	0.0	433	0.2	430	97.0	98.4	97.5	440
Measurer Nandi team	2.2	2.2	0.2	404	0.0	394	0.0	395	0.0	394	97.5	97.8	97.5	404
Measurer Baringo team	1.6	1.6	0.2	449	0.5	441	0.0	442	0.2	441	97.8	98.4	98.0	449
Measurer Laikipia team	1.4	1.4	1.4	291	0.0	285	0.0	287	0.0	285	97.9	98.6	97.9	291
Measurer Nakuru team	0.7	0.7	0.5	402	0.0	397	0.5	399	0.0	397	98.8	98.8	98.8	402
Measurer Narok team	2.5	2.5	0.7	570	0.4	554	0.2	556	0.2	554	96.8	97.4	97.0	570
Measurer Kajiado team	2.6	2.6	1.9	417	1.0	398	0.7	406	0.3	398	94.5	96.6	95.2	417
Measurer Kericho team	2.3	2.3	0.0	391	0.3	382	0.3	382	0.0	382	97.4	97.4	97.7	391
Measurer Bomet team	1.9	1.9	0.2	411	0.7	402	0.2	403	0.7	402	97.1	97.8	97.1	411
Measurer Kakamega team	0.7	0.2	1.5	408	0.0	400	0.0	405	0.0	402	98.0	99.3	98.5	408
Measurer Vihiga team	0.8	0.8	0.8	362	0.0	356	0.0	359	0.0	356	98.3	99.2	98.3	362
Measurer Bungoma team	1.1	1.1	0.2	469	0.0	463	0.4	464	0.0	463	98.7	98.5	98.7	469
Measurer Busia team	1.6	1.4	0.4	513	0.2	504	0.2	505	0.0	505	98.1	98.2	98.4	513
Measurer Siaya team	0.5	0.5	0.5	399	0.3	395	0.3	397	0.0	395	98.7	99.2	99.0	399
Measurer Kisumu team	1.4	1.4	0.0	414	0.0	408	0.2	408	0.0	408	98.6	98.3	98.6	414
Measurer Homa Bay team	1.4	1.4	0.2	443	0.0	437	0.2	437	0.0	437	98.6	98.4	98.6	443
Measurer Migori team	1.2	1.2	0.0	502	0.0	496	0.2	496	0.0	496	98.8	98.6	98.8	502
Measurer Kisii team	3.4	3.2	0.4	506	0.0	488	0.0	489	0.0	489	96.4	96.6	96.6	506
Measurer Nyamira team	3.1	3.1	2.2	322	0.0	307	0.3	312	0.0	307	95.3	96.6	95.3	322
Measurer Nairobi City team I	2.9	2.9	1.7	240	0.0	230	0.0	233	0.0	230	95.8	97.1	95.8	240
Measurer Nairobi City team II	9.4	9.0	4.7	256	0.0	227	0.4	232	0.4	228	88.7	90.2	88.7	256
Total	2.8	2.7	0.9	20,319	0.2	19,629	0.3	19,746	0.1	19,663	96.4	96.9	96.7	20,319

¹ Child's height in centimetres is missing, child was not present, measurement of child was refused, and "other" result codes

² Child's weight in kilograms is missing, child was not present, measurement of child was refused, and "other" result codes

³ Incomplete date of birth; a complete date of birth is month/day/year or month/year.

⁴ Implausible cases for height-for-age are defined as more than 6 standard deviations (SD) above or below the standard population median (Z-scores) based on the WHO Child Growth Standards among children with complete height and month/year of birth data.

⁵ Complete age is calculated from month and year of birth.

⁶ Implausible cases for weight-for-height are defined as more than 5 SD above or below the standard population median (Z-scores) based on the WHO Child Growth Standards among children with complete weight and height data.

⁷ Implausible cases for weight-for-age are defined as more than 5 SD above or 6 SD below the standard population median (Z-scores) based on the WHO Child Growth Standards among children with complete weight and month/year of birth data.

⁸ No missing data, incomplete data, or implausible data

⁹ Includes children whose mothers are deceased

¹⁰ For women who are not interviewed, information is taken from the Household Questionnaire. Excludes children whose mothers are not listed in the Household Questionnaire. Includes children whose mothers are deceased. No education includes informal education (madrasa/duksi/adult education), and more than secondary includes middle-level colleges and universities. Secondary includes people who reported vocational training as the highest education level attended.

Table C.9 Height measurements from random subsample of measured children

Differences in first height measurement and second height measurement among children under age 5 (0–59 months) randomly selected and remeasured, according to county and measurer (unweighted), Kenya DHS 2022

County and measurer	Median difference in height measurements ¹	Percentage of height measurements with a difference >1 cm	Number of children randomly selected and remeasured
County			
Mombasa	0.328	9.3	54
Kwale	0.067	5.4	56
Kilifi	0.163	12.1	58
Tana River	0.000	1.7	58
Lamu	0.189	10.2	49
Taita/Taveta	0.100	6.9	58
Garissa	0.256	4.9	61
Wajir	0.319	23.7	59
Mandera	0.081	4.9	61
Marsabit	0.123	0.0	63
Isiolo	0.225	5.2	58
Meru	0.154	0.0	53
Tharaka-Nithi	0.000	0.0	55
Embu	0.000	1.8	57
Kitui	0.202	3.1	64
Machakos	0.412	22.2	54
Makueni	0.480	19.0	63
Nyandarua	0.134	3.3	61
Nyeri	0.257	1.8	57
Kirinyaga	0.292	0.0	61
Murang'a	0.225	3.4	58
Kiambu	0.400	18.5	54
Turkana	0.205	0.0	57
West Pokot	0.250	1.6	62
Samburu	0.223	12.5	56
Trans Nzoia	0.450	0.0	68
Uasin Gishu	0.271	8.9	45
Elgeyo/Marakwet	0.131	3.4	58
Nandi	0.190	5.0	60
Baringo	0.205	1.7	60
Laikipia	0.367	16.9	59
Nakuru	0.080	6.8	59
Narok	0.350	0.0	68
Kajiado	0.082	4.3	70
Kericho	0.257	6.6	61
Bomet	0.273	3.1	64
Kakamega	0.189	6.1	49
Vihiga	0.124	0.0	58
Bungoma	0.139	1.5	67
Busia	0.059	1.7	60
Siaya	0.155	1.4	69
Kisumu	0.103	1.4	69
Homa Bay	0.197	1.6	62
Migori	0.059	0.0	63
Kisii	0.272	6.7	60
Nyamira	0.053	7.5	53
Nairobi City	0.109	12.5	80

(Continued...)

Table C.9—Continued

County and measurer	Median difference in height measurements ¹	Percentage of height measurements with a difference >1 cm	Number of children randomly selected and remeasured
Measurer			
Measurer Mombasa team	0.344	8.2	49
Measurer Kwale team	0.067	6.9	58
Measurer Kilifi team	0.168	12.7	55
Measurer Tana River team	0.000	1.7	58
Measurer Lamu team	0.180	9.6	52
Measurer Taita/Taveta team	0.099	6.6	61
Measurer Garissa team	0.264	4.8	63
Measurer Wajir team	0.306	23.0	61
Measurer Mandera team	0.081	4.9	61
Measurer Marsabit team	0.124	0.0	61
Measurer Isiolo team	0.218	4.9	61
Measurer Meru team	0.138	0.0	48
Measurer Tharaka-Nithi team	0.000	0.0	57
Measurer Embu team	0.000	1.8	57
Measurer Kitui team	0.204	3.1	64
Measurer Machakos team	0.438	24.0	50
Measurer Makueni team	0.480	19.0	63
Measurer Nyandarua team	0.141	3.2	63
Measurer Nyeri team	0.100	0.0	20
Measurer Kirinyaga team	0.288	0.0	62
Measurer Murang'a team	0.227	3.5	57
Measurer Kiambu team	0.417	22.7	44
Measurer Turkana team	0.205	0.0	57
Measurer West Pokot team	0.254	1.6	64
Measurer Samburu team	0.232	15.5	58
Measurer Trans Nzoia team	0.450	0.0	68
Measurer Uasin Gishu team	0.286	9.3	43
Measurer Elgeyo/Marakwet team	0.129	3.3	60
Measurer Nandi team	0.190	4.8	62
Measurer Baringo team	0.205	1.7	60
Measurer Laikipia team	0.338	16.4	61
Measurer Nakuru team	0.063	3.9	51
Measurer Narok team	0.350	0.0	68
Measurer Kajiado team	0.082	4.4	68
Measurer Kericho team	0.257	6.6	61
Measurer Bomet team	0.273	3.1	64
Measurer Kakamega team	0.188	6.5	46
Measurer Vihiga team	0.127	0.0	61
Measurer Bungoma team	0.141	1.5	66
Measurer Busia team	0.060	1.6	61
Measurer Siaya team	0.155	1.4	69
Measurer Kisumu team	0.101	1.5	67
Measurer Homa Bay team	0.197	1.6	62
Measurer Migori team	0.059	0.0	63
Measurer Kisii team	0.273	4.2	95
Measurer Nyamira team	0.060	9.1	55
Measurer Nairobi City team I	0.313	20.4	49
Measurer Nairobi City team II	0.076	0.0	45
Total	0.168	5.6	2,809

Note: An asterisk indicates that a figure is based on fewer than 10 children, which is the minimum number of children needed to calculate the technical error of measurement.

¹ Median absolute difference between measurers' first and second height measurement in centimetres

Table C.10 Interference in height and weight measurements of children

Among children under age 5 measured for height or weight, percentage of children for whom hairstyle or ornamentation interfered with height measurement and percentage of children who were not minimally dressed or who wore heavy permanent ornaments during weight measurements, according to background characteristics (unweighted), Kenya DHS 2022

Background characteristic	Percentage of children for whom hairstyle or ornamentation interfered with height measurement	Percentage of children who were not minimally dressed or who wore heavy permanent ornaments during weight measurement	Number of children
Age in months			
<6	1.1	7.2	2,017
6–11	1.0	5.1	2,120
12–23	1.8	4.1	3,922
24–35	2.8	2.8	3,964
36–47	2.3	2.7	4,233
48–59	2.4	1.8	4,063
0–23	1.4	5.2	8,059
24–59	2.5	2.4	12,260
Sex			
Male	0.9	3.4	10,314
Female	3.2	3.6	10,005
Residence			
Urban	3.1	4.4	6,485
Rural	1.6	3.1	13,834
County			
Mombasa	3.0	5.9	338
Kwale	1.1	0.4	464
Kilifi	1.0	0.5	418
Tana River	0.3	0.3	631
Lamu	1.4	0.0	433
Taita/Taveta	2.8	2.8	281
Garissa	0.7	0.0	602
Wajir	0.6	0.6	682
Mandera	0.5	0.9	912
Marsabit	0.0	0.2	555
Isiolo	1.0	1.4	511
Meru	3.8	28.8	312
Tharaka-Nithi	2.2	5.8	277
Embu	8.2	0.0	257
Kitui	0.3	0.6	351
Machakos	3.4	0.0	296
Makueni	0.9	1.2	331
Nyandarua	9.7	39.8	299
Nyeri	4.1	2.1	241
Kirinyaga	3.7	5.6	267
Murang'a	2.9	0.4	276
Kiambu	8.0	37.2	339
Turkana	1.0	0.2	612
West Pokot	0.6	0.6	801
Samburu	1.3	1.0	593
Trans Nzoia	1.7	3.0	406
Uasin Gishu	4.3	12.8	399
Elgeyo/Marakwet	0.9	0.9	422
Nandi	1.3	0.3	389
Baringo	0.7	2.4	450
Laikipia	3.2	19.3	280
Nakuru	2.1	4.1	438
Narok	1.2	0.5	574
Kajiado	3.5	11.1	451
Kericho	6.4	1.5	389
Bomet	1.5	4.4	410
Kakamega	0.5	0.7	432
Vihiga	2.0	0.0	349
Bungoma	1.4	0.6	486
Busia	0.2	0.2	497
Siaya	1.0	0.0	401
Kisumu	1.9	0.0	422
Homa Bay	0.5	0.0	443
Migori	3.0	1.4	504
Kisii	2.9	0.5	373
Nyamira	1.9	1.0	311
Nairobi City	9.4	5.6	414

(Continued...)

Table C.10—Continued

Background characteristic	Percentage of children for whom hairstyle or ornamentation interfered with height measurement	Percentage of children who were not minimally dressed or who wore heavy permanent ornaments during weight measurement	Number of children
Measurer			
Measurer Mombasa team	2.6	6.2	305
Measurer Kwale team	1.0	0.6	483
Measurer Kilifi team	0.7	0.2	407
Measurer Tana River team	0.3	0.3	629
Measurer Lamu team	1.6	0.2	444
Measurer Taita/Taveta team	3.4	2.7	293
Measurer Garissa team	0.7	0.0	608
Measurer Wajir team	0.6	0.6	687
Measurer Mandera team	0.5	0.9	913
Measurer Marsabit team	0.0	0.2	539
Measurer Isiolo team	1.0	1.9	522
Measurer Meru team	4.1	30.0	290
Measurer Tharaka-Nithi team	2.1	5.5	292
Measurer Embu team	8.2	0.0	256
Measurer Kitui team	0.3	0.6	345
Measurer Machakos team	3.6	0.0	278
Measurer Makueni team	0.9	1.2	331
Measurer Nyandarua team	9.8	40.5	306
Measurer Nyeri team	6.3	1.0	96
Measurer Kirinyaga team	3.7	5.5	272
Measurer Murang'a team	2.9	0.7	272
Measurer Kiambu team	5.8	40.3	293
Measurer Turkana team	1.0	0.2	610
Measurer West Pokot team	0.6	0.6	819
Measurer Samburu team	1.5	1.4	588
Measurer Trans Nzoia team	1.7	3.0	404
Measurer Uasin Gishu team	4.6	13.7	373
Measurer Elgeyo/Marakwet team	0.9	0.9	440
Measurer Nandi team	1.2	0.2	404
Measurer Baringo team	0.7	2.4	449
Measurer Laikipia team	3.1	20.6	291
Measurer Nakuru team	1.7	1.2	402
Measurer Narok team	1.2	0.5	570
Measurer Kajiado team	2.2	10.1	417
Measurer Kericho team	6.4	2.0	391
Measurer Bomet team	1.5	4.4	411
Measurer Kakamega team	0.2	0.7	408
Measurer Vihiga team	2.2	0.0	362
Measurer Bungoma team	1.5	0.6	469
Measurer Busia team	0.2	0.2	513
Measurer Siaya team	1.0	0.0	399
Measurer Kisumu team	1.9	0.0	414
Measurer Homa Bay team	0.5	0.0	443
Measurer Migori team	3.0	1.4	502
Measurer Kisii team	2.8	1.0	506
Measurer Nyamira team	2.2	1.2	322
Measurer Nairobi City team I	16.7	10.4	240
Measurer Nairobi City team II	6.3	4.3	256
Total	2.1	3.5	20,319

Table C.11 Interference in height and weight measurements of women and men

Among women age 15–49 and men age 15–49 measured for height or weight and interviewed, percentage of women and men for whom hairstyle or ornamentation interfered with height measurement and percentage of women and men who were not wearing lightweight clothing or who wore heavy permanent ornaments during weight measurements, according to background characteristics (unweighted), Kenya DHS 2022

Background characteristic	Women			Men		
	Percentage for whom hairstyle or ornamentation interfered with height measurement	Percentage who were not wearing lightweight clothing or who wore heavy permanent ornaments during weight measurements	Number of women	Percentage for whom hairstyle or ornamentation interfered with height measurement	Percentage who were not wearing lightweight clothing or who wore heavy permanent ornaments during weight measurements	Number of men
Age						
15–19	16.1	2.6	3,574	2.1	2.1	3,779
20–29	20.3	1.8	6,278	2.8	1.6	4,991
30–39	17.7	1.8	4,923	1.8	2.0	4,049
40–49	14.0	1.9	3,050	1.7	1.9	2,851
Residence						
Urban	22.3	2.1	6,911	2.3	1.5	5,862
Rural	14.7	1.9	10,914	2.0	2.1	9,808
County						
Mombasa	28.4	3.0	405	0.8	2.5	400
Kwale	8.5	0.8	398	2.5	0.8	353
Kilifi	7.2	1.2	414	1.1	0.0	377
Tana River	0.9	0.0	348	0.9	0.0	318
Lamu	5.4	0.0	373	0.7	0.0	303
Taita/Taveta	15.3	0.7	287	1.5	2.2	270
Garissa	1.5	0.3	392	2.4	0.0	328
Wajir	5.4	1.3	446	2.1	0.5	377
Mandera	3.6	0.7	417	0.0	0.9	329
Marsabit	3.4	0.3	321	1.3	0.0	239
Isiolo	18.5	3.5	372	5.1	1.0	294
Meru	27.5	12.0	324	1.1	10.6	350
Tharaka-Nithi	36.5	1.5	274	9.2	1.3	306
Embu	31.1	0.3	309	5.7	1.7	297
Kitui	5.3	0.0	356	1.6	0.0	313
Machakos	12.3	0.8	399	0.0	0.3	385
Makueni	18.7	0.3	380	1.5	0.9	333
Nyandarua	22.7	4.7	339	1.1	9.1	274
Nyeri	22.0	1.0	286	4.6	0.4	281
Kirinyaga	13.6	2.9	346	1.8	4.3	277
Murang'a	18.3	0.0	301	3.1	3.4	294
Kiambu	39.6	23.0	379	2.5	14.4	361
Turkana	10.3	0.9	351	1.6	0.0	257
West Pokot	19.8	1.5	404	2.1	1.5	336
Samburu	18.0	4.6	327	3.4	1.3	235
Trans Nzoia	12.8	1.4	414	0.6	1.2	343
Uasin Gishu	25.1	4.8	415	1.2	2.5	403
Elgeyo/Marakwet	22.6	0.3	323	1.4	0.3	346
Nandi	11.5	1.2	417	0.6	0.3	361
Baringo	15.2	0.6	362	1.5	0.3	328
Laikipia	24.2	8.7	310	4.7	11.3	275
Nakuru	24.3	1.4	419	3.3	3.3	366
Narok	8.6	1.2	406	0.5	0.0	369
Kajiado	20.3	1.4	360	4.7	2.0	298
Kericho	66.1	1.2	433	10.3	0.5	408
Bomet	19.2	2.5	407	1.1	2.4	374
Kakamega	10.2	1.4	422	0.0	0.5	387
Vihiga	9.1	0.7	417	2.0	1.4	351
Bungoma	11.1	0.9	440	0.3	0.0	355
Busia	10.6	0.2	436	1.0	0.8	381
Siaya	8.4	0.3	356	0.7	2.0	300
Kisumu	10.7	0.2	411	1.3	0.3	391
Homa Bay	11.8	0.5	398	0.0	1.9	321
Migori	24.2	1.0	417	1.6	0.0	321
Kisii	18.7	0.0	428	0.3	0.0	327
Nyamira	17.1	0.0	346	0.7	0.0	296
Nairobi City	49.8	0.9	540	5.6	0.6	482

(Continued...)

Table C.11—Continued

Background characteristic	Women			Men		
	Percentage for whom hairstyle or ornamentation interfered with height measurement	Percentage who were not wearing lightweight clothing or who wore heavy permanent ornaments during weight measurements	Number of women	Percentage for whom hairstyle or ornamentation interfered with height measurement	Percentage who were not wearing lightweight clothing or who wore heavy permanent ornaments during weight measurements	Number of men
Measurer						
Measurer Mombasa team	29.1	2.1	378	0.8	2.9	381
Measurer Kwale team	8.4	1.7	415	2.5	0.8	362
Measurer Kilifi team	7.6	1.3	397	1.1	0.0	364
Measurer Tana River team	0.9	0.0	348	0.9	0.0	318
Measurer Lamu team	5.1	0.0	390	0.6	0.0	316
Measurer Taita/Taveta team	16.1	0.7	298	1.4	2.1	281
Measurer Garissa team	1.5	0.3	399	2.4	0.0	337
Measurer Wajir team	5.5	1.3	453	2.9	0.5	382
Measurer Mandera team	3.6	0.7	417	0.0	0.9	329
Measurer Marsabit team	3.2	0.3	313	0.0	0.0	232
Measurer Isiolo team	19.8	3.9	384	4.9	1.0	304
Measurer Meru team	27.1	12.2	303	1.2	11.0	328
Measurer Tharaka-Nithi team	36.2	1.4	282	9.2	1.3	314
Measurer Embu team	31.1	0.3	309	5.7	1.7	297
Measurer Kitui team	4.7	0.0	362	1.3	0.0	311
Measurer Machakos team	11.6	0.8	378	0.0	0.3	370
Measurer Makueni team	18.7	0.3	380	1.5	0.9	333
Measurer Nyandarua team	22.7	5.0	343	1.1	9.0	279
Measurer Nyeri team	21.3	1.5	202	4.7	0.4	233
Measurer Kirinyaga team	13.8	2.8	356	2.1	5.5	289
Measurer Murang'a team	18.2	0.0	291	2.8	2.1	282
Measurer Kiambu team	34.5	26.5	325	1.3	16.4	317
Measurer Turkana team	10.3	0.9	351	1.6	0.0	257
Measurer West Pokot team	19.4	1.5	412	2.1	1.5	339
Measurer Samburu team	17.9	4.4	341	3.2	1.2	251
Measurer Trans Nzoia team	12.9	1.5	412	0.6	1.2	343
Measurer Uasin Gishu team	25.6	5.1	390	1.3	2.7	373
Measurer Elgeyo/Marakwet team	22.3	0.3	346	1.3	0.3	376
Measurer Nandi team	11.4	1.2	431	0.5	0.3	372
Measurer Baringo team	15.2	0.6	362	1.5	0.3	328
Measurer Laikipia team	24.5	9.7	318	4.9	12.0	284
Measurer Nakuru team	24.8	0.3	387	3.3	2.7	331
Measurer Narok team	8.6	1.2	406	0.5	0.0	369
Measurer Kajiado team	18.5	1.5	341	5.1	2.2	276
Measurer Kericho team	66.1	1.2	434	10.3	0.5	407
Measurer Bomet team	19.0	2.5	406	1.1	2.4	372
Measurer Kakamega team	9.9	1.5	404	0.0	0.5	372
Measurer Vihiga team	9.8	0.7	429	1.9	1.4	362
Measurer Bungoma team	11.2	0.2	430	0.3	0.0	350
Measurer Busia team	10.5	0.9	446	1.0	0.8	386
Measurer Siaya team	8.4	0.3	356	0.7	2.0	300
Measurer Kisumu team	10.2	0.2	402	1.3	0.3	384
Measurer Homa Bay team	11.8	0.5	398	0.0	1.9	321
Measurer Migori team	24.2	1.0	417	1.6	0.0	321
Measurer Kisii team	19.8	0.0	499	0.8	0.0	365
Measurer Nyamira team	16.7	0.0	359	0.7	0.0	304
Measurer Nairobi City team I	79.6	1.5	323	10.8	0.4	260
Measurer Nairobi City team II	21.8	0.3	298	1.3	0.7	298
Total	17.7	2.0	17,825	2.1	1.8	15,670

Table C.12. Heaping in anthropometric measurements for children (digit preference)

Distribution of weight and height/length measurements by decimal digit recorded (unweighted), Kenya DHS 2022

Digit	Weight		Height or length	
	Number	Percent	Number	Percent
0	2,025	10.1	1,505	7.5
1	1,912	9.6	1,893	9.5
2	2,018	10.1	2,394	12.0
3	2,028	10.1	2,280	11.4
4	1,931	9.7	2,216	11.1
5	2,105	10.5	2,154	10.8
6	1,965	9.8	2,090	10.5
7	1,937	9.7	1,981	9.9
8	2,026	10.1	1,783	8.9
9	2,037	10.2	1,652	8.3
Total	19,984	100.0	19,948	100.0
Index of dissimilarity ¹	na	1.2	na	5.8

Note: The table includes all children with weight and height/length measurements, regardless of the completeness of date of birth information and cases with implausible data. Both weight and length/height measurements are recorded with one decimal digit.

na = not applicable

¹ The index of dissimilarity is a measure of digit preference, which is calculated as one-half of the sum of absolute differences between the observed and expected percentage. It can be interpreted as the percent of values that would need to be redistributed in order to achieve a uniform distribution.

Table C.13 Observation of mosquito nets

Percentage of all mosquito nets observed by the interviewers, according to background characteristics (weighted), Kenya DHS 2022

Background characteristic	Percentage of mosquito nets observed by interviewers	Number of mosquito nets
Residence		
Urban	77.6	17,427
Rural	89.0	36,990
County		
Mombasa	85.3	1,554
Kwale	96.5	937
Kilifi	97.8	2,004
Tana River	97.0	284
Lamu	94.8	190
Taita/Taveta	97.2	688
Garissa	98.3	474
Wajir	91.3	246
Mandera	99.0	153
Marsabit	90.4	83
Isiolo	89.7	198
Meru	58.2	915
Tharaka-Nithi	55.3	395
Embu	78.3	458
Kitui	79.0	576
Machakos	91.2	1,490
Makueni	93.0	743
Nyandarua	60.4	143
Nyeri	33.1	348
Kirinyaga	67.7	943
Murang'a	70.5	723
Kiambu	68.9	2,080
Turkana	89.7	372
West Pokot	97.4	820
Samburu	78.0	74
Trans Nzoia	94.5	1,976
Uasin Gishu	91.5	2,405
Elgeyo/Marakwet	90.6	115
Nandi	78.3	1,615
Baringo	90.9	613
Laikipia	49.9	272
Nakuru	80.3	1,126
Narok	92.9	1,699
Kajiado	86.9	1,072
Kericho	94.9	1,713
Bomet	83.2	1,882
Kakamega	94.5	3,396
Vihiga	91.4	1,096
Bungoma	90.6	3,222
Busia	95.8	1,719
Siaya	89.8	1,360
Kisumu	95.7	1,465
Homa Bay	87.0	1,775
Migori	86.2	1,591
Kisii	96.6	2,181
Nyamira	90.2	1,113
Nairobi City	55.7	4,120
Wealth quintile		
Lowest	92.9	8,028
Second	90.4	11,358
Middle	88.4	11,757
Fourth	84.5	11,189
Highest	73.6	12,086
Total	85.4	54,417

Table C.14 Observation of handwashing facility

Percent distribution of handwashing facilities in all households by whether or not they were observed by the interviewers, according to background characteristics (weighted), Kenya DHS 2022

Background characteristic	Handwashing facility observed		Handwashing facility not observed			Total	Number of households
	Fixed place	Mobile	Not in dwelling, yard, or plot	No permission to see	Other reason		
Residence							
Urban	37.9	43.8	14.5	1.0	2.8	100.0	15,277
Rural	18.9	48.3	27.4	0.4	5.0	100.0	22,634
County							
Mombasa	27.3	25.8	42.1	0.5	4.3	100.0	1,071
Kwale	10.6	36.5	46.3	0.0	6.6	100.0	504
Kilifi	11.1	6.2	80.1	0.2	2.4	100.0	996
Tana River	4.5	44.1	26.0	0.2	25.2	100.0	182
Lamu	21.9	20.0	33.2	0.0	24.9	100.0	109
Taita/Taveta	31.9	44.1	22.5	0.1	1.4	100.0	332
Garissa	2.6	38.8	57.8	0.0	0.8	100.0	269
Wajir	4.6	55.7	30.9	2.1	6.8	100.0	137
Mandera	1.3	89.8	8.6	0.0	0.3	100.0	204
Marsabit	4.6	44.5	41.7	0.8	8.4	100.0	171
Isiolo	21.5	15.5	43.8	1.2	18.0	100.0	150
Meru	23.0	57.5	12.7	1.4	5.4	100.0	1,373
Tharaka-Nithi	37.7	40.7	20.7	0.3	0.7	100.0	378
Embu	43.2	29.9	24.7	1.0	1.2	100.0	523
Kitui	9.3	74.8	13.7	0.2	2.0	100.0	898
Machakos	33.5	44.3	20.1	0.9	1.2	100.0	1,230
Makueni	20.3	3.4	75.8	0.1	0.4	100.0	775
Nyandarua	36.0	33.3	27.6	0.5	2.6	100.0	578
Nyeri	58.3	22.8	14.9	0.6	3.4	100.0	802
Kirinyaga	46.9	34.4	8.2	1.0	9.4	100.0	642
Murang'a	38.8	48.4	11.1	0.0	1.7	100.0	1,004
Kiambu	40.9	44.0	8.3	2.0	4.7	100.0	2,699
Turkana	5.3	29.6	64.7	0.2	0.2	100.0	391
West Pokot	17.1	37.3	44.8	0.4	0.4	100.0	416
Samburu	11.8	50.6	35.5	0.4	1.6	100.0	175
Trans Nzoia	17.0	55.6	15.9	0.0	11.5	100.0	753
Uasin Gishu	45.4	50.1	3.0	0.6	0.9	100.0	1,145
Elgeyo/Marakwet	33.4	37.7	27.3	0.2	1.4	100.0	290
Nandi	23.3	64.6	2.4	0.3	9.3	100.0	732
Baringo	13.2	61.5	23.3	0.6	1.5	100.0	432
Laikipia	45.2	45.7	0.4	0.3	8.4	100.0	452
Nakuru	30.9	50.4	14.7	1.3	2.8	100.0	2,018
Narok	9.1	73.6	13.3	0.1	4.0	100.0	790
Kajiado	34.0	61.6	4.3	0.0	0.1	100.0	1,083
Kericho	24.3	24.9	50.6	0.2	0.1	100.0	748
Bomet	13.2	41.9	44.3	0.0	0.6	100.0	665
Kakamega	15.6	38.4	41.0	0.3	4.7	100.0	1,382
Vihiga	15.8	51.2	10.6	0.0	22.4	100.0	412
Bungoma	13.0	67.9	0.3	1.5	17.3	100.0	1,169
Busia	14.8	45.6	18.5	0.4	20.6	99.9	653
Siaya	12.6	14.0	70.0	0.1	3.3	100.0	703
Kisumu	13.2	17.3	68.7	0.4	0.5	100.0	897
Homa Bay	13.7	41.5	43.0	0.1	1.7	100.0	770
Migori	13.1	79.0	7.6	0.0	0.3	100.0	710
Kisii	11.5	75.3	11.3	0.1	1.7	100.0	925
Nyamira	6.0	62.2	15.5	0.2	16.1	100.0	424
Nairobi City	40.4	57.4	0.6	1.0	0.6	100.0	4,749
Wealth quintile							
Lowest	4.0	51.2	39.2	0.3	5.3	100.0	6,235
Second	9.5	54.9	29.2	0.5	5.9	100.0	6,628
Middle	19.4	50.9	24.0	0.5	5.2	100.0	7,328
Fourth	27.2	49.7	19.0	0.7	3.5	100.0	9,043
Highest	61.1	29.8	6.3	1.1	1.6	100.0	8,678
Total	26.5	46.5	22.2	0.6	4.1	100.0	37,911

Table C.15 School attendance by single year of age

Percent distribution of the de jure population age 4–24 years by educational level and grade attended in the current school year (weighted), Kenya DHS 2022

Age in years at beginning of school year	Not attending school	Early child-hood educa-tion pro-gram	Primary school grade								Secondary school grade				More than secon-dary	Don't know	Total	Number of per-sons age 4–24 years
			1	2	3	4	5	6	7	8	1	2	3	4				
4	16.2	72.8	8.0	2.3	0.4	0.1	0.1	0.0	0.0	0.0	0.0	0.0	0.0	0.0	0.0	0.0	100.0	3,527
5	9.8	55.6	25.4	7.2	1.0	0.6	0.1	0.1	0.1	0.0	0.0	0.0	0.0	0.0	0.0	0.0	100.0	3,634
6	7.2	24.5	36.9	23.5	6.6	0.8	0.3	0.1	0.1	0.0	0.1	0.0	0.0	0.0	0.0	0.0	100.0	3,725
7	5.5	8.6	19.9	38.5	20.1	5.5	1.0	0.5	0.3	0.0	0.0	0.0	0.0	0.0	0.0	0.0	100.0	3,587
8	4.4	2.9	8.2	22.2	37.9	18.4	4.4	0.9	0.4	0.2	0.0	0.0	0.0	0.1	0.0	0.1	100.0	3,474
9	4.2	1.4	3.8	11.5	23.1	32.4	17.1	4.4	1.5	0.2	0.1	0.0	0.1	0.1	0.0	0.0	100.0	3,651
10	3.3	0.5	1.4	4.9	12.8	22.8	30.5	17.7	5.1	0.6	0.1	0.0	0.0	0.2	0.0	0.1	100.0	3,779
11	3.6	0.3	0.8	2.4	6.2	13.7	21.5	28.0	17.3	5.0	0.6	0.4	0.1	0.2	0.0	0.0	100.0	3,947
12	3.9	0.2	0.2	0.8	2.6	7.0	12.1	23.3	28.3	16.8	3.6	0.8	0.3	0.2	0.0	0.0	100.0	4,177
13	4.2	0.2	0.2	0.4	1.2	2.8	7.5	14.7	24.4	27.1	11.5	4.2	0.8	0.5	0.0	0.0	100.0	3,925
14	4.7	0.1	0.0	0.1	0.4	1.3	2.9	7.5	16.6	24.1	24.3	13.8	3.5	0.6	0.2	0.0	100.0	3,362
15	6.9	0.2	0.0	0.0	0.2	0.5	1.4	5.2	10.1	14.7	19.8	24.9	13.1	3.0	0.1	0.0	100.0	3,275
16	13.5	0.1	0.0	0.1	0.1	0.2	0.6	2.1	4.7	10.6	13.6	18.6	22.5	12.6	0.7	0.0	100.0	3,241
17	21.3	0.1	0.0	0.0	0.0	0.1	0.2	1.4	3.4	5.4	6.9	13.2	19.5	24.8	3.7	0.0	100.0	3,102
18	32.8	0.0	0.0	0.0	0.0	0.0	0.2	0.2	1.3	2.7	3.9	8.9	13.9	25.9	10.2	0.0	100.0	2,581
19	47.3	0.1	0.0	0.0	0.0	0.1	0.2	0.1	0.5	1.2	1.7	6.0	9.1	17.8	15.7	0.0	100.0	2,526
20	56.9	0.0	0.0	0.0	0.0	0.1	0.1	0.1	0.3	1.0	1.0	2.6	5.4	11.1	21.6	0.0	100.0	2,304
21	68.3	0.1	0.0	0.0	0.0	0.0	0.0	0.1	0.4	0.6	0.4	0.8	2.5	8.0	18.8	0.0	100.0	2,465
22	77.0	0.0	0.0	0.0	0.0	0.0	0.0	0.0	0.1	0.1	0.3	0.5	1.1	3.9	17.0	0.0	100.0	2,222
23	83.8	0.1	0.0	0.0	0.0	0.0	0.0	0.0	0.0	0.1	0.0	0.3	0.7	1.5	13.4	0.0	100.0	1,748
24 ^a	60.7	0.0	0.0	0.0	0.0	0.0	0.0	0.0	1.2	0.0	0.0	0.0	5.0	11.8	21.3	0.0	100.0	27

Note: Age at the beginning of the school year is calculated from dates of birth of household members or by rejuvenating household members based on the date of the survey, the date after start of the school year, and completed age at the time of survey. Levels and grades refer to the current school year, or the most recent school year if data collection was completed between school years. Respondents whose current or previous level of education was vocational training have been excluded from this table.

^a Those age 25 at the time of interview who were age 24 at the beginning of school year are excluded from the table since current attendance was only collected for those age 4–24 years at the time of interview

Table C.16 Vaccination cards photographed

Percentage of children under age 3 reported to have a vaccination card, percentage whose vaccination card was seen by the interviewer, percentages whose vaccination card was photographed or was not photographed by reason, and among children with a vaccination card seen, percentage of cards photographed, according to background characteristics (weighted) Kenya DHS 2022

Background characteristic	Percentage of children reported to have a vaccination card	Percentage of children whose vaccination card was seen by interviewer	Percentage of children whose vaccination card was photographed	Percentage of children whose vaccination card was not photographed as permission was not received	Percentage of children whose vaccination card was not photographed for other reasons	Number of children	Among children with a vaccination card seen	
							Percentage of vaccination cards photographed	Number of children
Age in months								
0–11	97.3	84.8	83.6	1.0	0.2	3,573	98.6	3,030
12–23	98.1	75.6	74.8	0.5	0.3	3,324	99.0	2,512
24–35	97.9	61.4	60.8	0.5	0.1	3,230	99.0	1,984
Residence								
Urban	98.3	69.3	68.4	0.8	0.1	3,742	98.7	2,595
Rural	97.5	77.2	76.4	0.6	0.2	6,385	98.9	4,930
County								
Mombasa	99.1	70.4	67.1	2.7	0.5	264	95.4	186
Kwale	98.4	77.8	75.7	2.1	0.0	180	97.3	140
Kilifi	99.6	80.3	79.9	0.0	0.4	280	99.5	225
Tana River	96.7	74.7	74.0	0.1	0.6	80	99.1	60
Lamu	99.2	73.8	73.8	0.0	0.0	38	100.0	28
Taita/Taveta	100.0	84.7	83.0	0.9	0.8	73	98.0	62
Garissa	71.3	39.0	38.1	0.7	0.2	133	97.6	52
Wajir	84.2	39.1	38.8	0.4	0.0	81	99.0	32
Mandera	65.6	24.7	24.3	0.0	0.4	143	98.4	35
Marsabit	94.7	48.4	47.7	0.7	0.0	80	98.6	39
Isiolo	99.3	58.6	57.4	0.6	0.6	55	98.0	32
Meru	99.2	75.0	73.8	0.3	0.8	282	98.4	211
Tharaka-Nithi	100.0	83.6	73.9	8.9	0.8	75	88.4	63
Embu	99.1	78.0	78.0	0.0	0.0	97	100.0	75
Kitui	92.4	70.6	68.6	2.0	0.0	201	97.2	142
Machakos	98.9	79.9	79.9	0.0	0.0	236	100.0	189
Makueni	100.0	83.4	83.4	0.0	0.0	183	100.0	152
Nyandarua	99.3	85.3	85.3	0.0	0.0	106	100.0	90
Nyeri	99.2	76.7	76.1	0.6	0.0	137	99.2	105
Kirinyaga	100.0	74.2	70.6	2.1	1.5	110	95.2	82
Murang'a	92.5	75.6	74.5	1.1	0.0	191	98.6	144
Kiambu	99.4	76.0	75.4	0.6	0.0	620	99.3	471
Turkana	98.8	77.9	77.4	0.4	0.0	174	99.4	136
West Pokot	93.3	62.9	61.6	1.3	0.0	253	98.0	159
Samburu	91.9	70.6	68.8	0.3	1.5	88	97.4	62
Trans Nzoia	100.0	73.7	69.8	3.9	0.0	209	94.7	154
Uasin Gishu	99.5	77.6	77.2	0.4	0.0	313	99.5	243
Elgeyo/Marakwet	99.5	77.3	76.5	0.0	0.9	95	98.9	74
Nandi	100.0	79.3	79.3	0.0	0.0	169	100.0	134
Baringo	98.8	79.5	79.5	0.0	0.0	139	100.0	111
Laikipia	98.7	73.9	73.3	0.6	0.0	93	99.2	69
Nakuru	98.2	84.1	84.1	0.0	0.0	509	100.0	428
Narok	97.6	76.1	76.1	0.0	0.0	350	100.0	267
Kajiado	97.8	72.0	71.7	0.0	0.3	297	99.6	214
Kericho	99.5	76.7	76.7	0.0	0.0	216	100.0	166
Bomet	99.4	84.3	84.3	0.0	0.0	192	100.0	162
Kakamega	100.0	75.7	75.7	0.0	0.0	411	100.0	311
Vihiga	99.3	84.5	84.5	0.0	0.0	93	100.0	79
Bungoma	99.0	79.0	77.4	1.7	0.0	337	97.9	266
Busia	99.9	80.3	79.8	0.0	0.5	197	99.4	158
Siaya	99.5	77.7	77.2	0.5	0.0	186	99.4	144
Kisumu	99.2	79.6	77.5	0.0	2.2	253	97.3	201
Homa Bay	98.9	79.0	78.3	0.7	0.0	216	99.1	171
Migori	99.6	79.9	79.4	0.3	0.2	261	99.5	209
Kisii	100.0	81.7	81.7	0.0	0.0	225	100.0	184
Nyamira	99.2	83.8	79.8	3.3	0.7	76	95.2	64
Nairobi City	99.6	66.1	65.4	0.7	0.0	1,127	99.0	745
Wealth quintile								
Lowest	94.6	73.7	73.2	0.4	0.2	2,269	99.2	1,672
Second	98.5	80.6	79.7	0.7	0.2	1,815	98.8	1,464
Middle	98.4	76.2	75.3	0.6	0.3	1,783	98.8	1,359
Fourth	98.4	73.9	73.0	0.8	0.1	2,075	98.9	1,533
Highest	99.2	68.5	67.5	0.9	0.2	2,185	98.5	1,498
Total	97.7	74.3	73.5	0.7	0.2	10,127	98.9	7,526

Note: Vaccination cards include cards, booklets, or other home-based records.

Table C.17 Number of enumeration areas completed by month and region

During the period of fieldwork, number of enumeration areas (EAs) completed by month, according to county, and percent distribution of EAs completed by month, Kenya DHS 2022

County	Month of fieldwork						Number of EAs
	February	March	April	May	June	July	
Mombasa	2	8	7	7	9	6	39
Kwale	3	8	6	9	6	2	34
Kilifi	3	8	6	8	10	2	37
Tana River	3	9	7	7	7	0	33
Lamu	3	8	6	9	6	0	32
Taita/Taveta	1	10	7	6	9	0	33
Garissa	3	8	6	10	6	1	34
Wajir	2	9	7	8	7	1	34
Mandera	2	10	7	8	6	0	33
Marsabit	3	8	8	5	9	0	33
Isiolo	2	9	6	6	7	3	33
Meru	2	9	8	9	9	1	38
Tharaka-Nithi	3	8	8	8	6	0	33
Embu	3	10	8	6	6	2	35
Kitui	3	10	6	7	9	1	36
Machakos	3	8	6	8	9	4	38
Makueni	3	9	7	8	5	4	36
Nyandarua	3	7	5	10	4	6	35
Nyeri	3	8	7	8	1	9	36
Kirinyaga	3	9	7	8	4	4	35
Murang'a	3	6	9	8	8	3	37
Kiambu	0	7	8	11	9	7	42
Turkana	3	9	5	8	7	3	35
West Pokot	3	9	4	7	11	0	34
Samburu	3	9	6	6	7	2	33
Trans Nzoia	3	7	7	6	7	6	36
Uasin Gishu	2	6	8	8	7	6	37
Elgeyo/Marakwet	2	11	5	7	7	1	33
Nandi	3	8	7	8	8	1	35
Baringo	3	8	6	8	7	2	34
Laikipia	3	9	5	8	8	1	34
Nakuru	4	8	7	7	9	5	40
Narok	2	9	7	8	8	2	36
Kajiado	4	8	8	8	7	3	38
Kericho	3	7	8	9	7	2	36
Bomet	4	7	3	12	8	1	35
Kakamega	3	7	5	11	2	10	38
Vihiga	2	7	8	7	6	4	34
Bungoma	3	9	7	6	8	4	37
Busia	3	10	6	8	6	2	35
Siaya	3	9	7	8	7	2	36
Kisumu	3	11	5	7	8	3	37
Homa Bay	3	9	7	7	2	8	36
Migori	3	11	8	5	7	2	36
Kisii	3	8	7	8	8	3	37
Nyamira	2	9	9	6	7	2	35
Nairobi City	4	10	14	18	12	0	58
Total number of EAs	130	401	321	375	333	131	1,691
Percent distribution	7.7	23.7	19.0	22.2	19.7	7.7	100.0

Note: EAs are classified by month according to the date by which the last Biomarker Questionnaire in the EA was completed.

PERSONS INVOLVED IN THE 2022 KENYA DEMOGRAPHIC AND HEALTH SURVEY

Appendix **D**

KENYA NATIONAL BUREAU OF STATISTICS (KNBS)

Name	Institution	Role
Macdonald G. Obudho, MBS	KNBS	National Survey Director
Abdulkadir Amin Awes	KNBS	Deputy National Survey Director
Collins Omondi, OGW	KNBS	Thematic/Regional Coordinator
Robert Nderitu, OGW	KNBS	Thematic/Regional Coordinator
Benjamin Avusevwa	KNBS	Thematic/Regional Coordinator
Ann Muthoni, HSC	KNBS	Thematic/Regional Coordinator
Job Nyandwaki Mose, HSC	KNBS	Project Manager
Samuel A. Ogola	KNBS	Technical Coordinator
Rosemary Bowen	KNBS	Technical Coordinator/Author
Godfrey Otieno	KNBS	Technical Coordinator/Trainer/Author
Andrew Imbwaga, HSC	KNBS	Logistics Coordinator/Trainer/Author
Elias R. Nyaga	KNBS	Logistics Coordinator/Trainer/Author
James Munguti Ndunda	KNBS	Logistics Coordinator/Trainer/Author
Michael Musyoka, HSC	KNBS	Logistics Coordinator/Trainer/Author
Scholastica K. Kongo	KNBS	Logistics Coordinator/Trainer/Author/ Secondary Editor
Paul Waweru , HSC	KNBS	Trainer/Author/Secondary Editor
Jim Collins Mwenda	KNBS	Trainer/Author/Secondary Editor
Maurice Kamau	KNBS	Trainer/Author/Secondary Editor
Peter Maina Wanjohi, HSC	KNBS	Trainer/Author/Secondary Editor
Yvonne Chebet Ronoh	KNBS	Trainer/Author/Secondary Editor
James Ng'ang'a, HSC	KNBS	Sampler/Trainer/Author
Zachary Ochola	KNBS	Sampler/Trainer/Author
Caroline Gatwiri Mutwiri	KNBS	Trainer/Author
Hellen Wanyoike , OGW	KNBS	Trainer/Author
John Makau	KNBS	Trainer/Author
Katunge Kiilu	KNBS	Trainer/Author
Renice Bunde	KNBS	Trainer/Author
Stanley M. T. Wambua	KNBS	Trainer/Author
Vivianne Nyarunda, HSC	KNBS	Trainer/Author
John K. Bore, HSC	KNBS	Trainer
Isaac Ndegwa	KNBS	Author
Leah Wambugu	KNBS	Author
Paul Samoei	KNBS	Author
Pius Ng'ang'a	KNBS	Author
Tabitha Weru	KNBS	Author
Dr. Helen Kiarie	MOH	Trainer/Author
Dr. Joyce N. Wamicwe	MOH	Trainer/Author
Dr. Muthoni Gichu	MOH	Trainer/Author
Samuel Murage	MOH	Trainer/Author/Biomarker Quality Control
Dr. Lilly Muthoni Nyagah	MOH	Trainer/Author
Stephen Kaboro Mbugua	MOH	Trainer/Author
Dr Caroline Mwangi	MOH	Trainer/Author
Christine Mbuli	MOH	Author

Martin Matingi	MOH	Author
Scolastica Wabwire	MOH	Author
Francis Kundu	NCPD	Logistics Coordinator/Trainer/Author
Bernard Kiprotich	NCPD	Trainer/Author
John Anampiu	NCPD	Trainer/Author
Dr. Wambui Kung'u	NCPD	Trainer/Author
Baldwin Anyiga	State Dept. for Gender	Trainer/Author
James Kariuki	KEMRI	Trainer/Author
Eric Macharia	NIPFIN	Author
Paul Kuria	NGEC	Trainer/Author
Nicholas Kipchirchir	Anti-FGM Board	Trainer/Author
Ben Obonyo Jarabi	PSRI	Trainer/Author
Dr. Samuel N. Wakibi	PSRI	Trainer/Author
Prof. Alfred Agwanda	PSRI	Trainer/Author
Dr. Anne Akoya Khasakhala	PSRI	Author
Prof. Lawrence Ikamari	PSRI	Author
Prof. George Otieno Orwa	University of Bomet	Trainer/Author
Prof. Anthony Waititu	JKUAT	Trainer/Author
Dr. Anthony Kibira Wanjoya	JKUAT	Author
Peter Yegon	USAID	Author
Jens W. Levy	USAID	Author
Lydia Otero	USAID	Author
Dr. Wangui Muthigani	USAID	Trainer/Author
Dr. Edmon Obat	USAID	Author
Dr. Victor Sumbi	USAID	Author
Caneble Oganga	UN-Women	Trainer/Author/Secondary Editor
Ezekiel Ngure	UNFPA	Trainer/Author
Lucy Maina	UNICEF	Trainer/Author/Biomarker Quality Control
Godfrey Ndeng'e	UNICEF	Author
Sarah Kibera	UNICEF	Author
Geoffrey Kinyua	NI	Trainer /Author
Allan Kute	WFP	Author
Mary Thiong'o	PMA	Author
Michael Waithaka	PMA	Author

FIELD TEAM

County	Name	Role
Baringo	Janet Lunayo	Supervisor
Baringo	Rotich Cheruiyot Jeremy	Male Interviewer
Baringo	Aengwo Monica Jeptoo	Female Interviewer
Baringo	Irene Kechem	Female Interviewer
Baringo	Korkamar Damaris Chesopich	Female Interviewer
Baringo	Viola J. Too	Biomarker Technician
Bomet	Frankline M. Mwamba	Supervisor
Bomet	Justice Kipngetich Rotich	Male Interviewer
Bomet	Caroline Chepkemoi	Female Interviewer
Bomet	Caroline Koima	Female Interviewer
Bomet	Mercy C. Koskei	Female Interviewer
Bomet	Mercy Chelagat	Biomarker Technician
Bungoma	Phelister Awuor Opiyo	Supervisor
Bungoma	Brian Robert Ocholi	Male Interviewer
Bungoma	Kipkerich Chemutai Gloriah	Female Interviewer
Bungoma	Rose Nekesa Wanjala	Female Interviewer
Bungoma	Roselidah Sunguti Muyoka	Female Interviewer
Bungoma	Nancy Akinyi	Biomarker Technician
Bungoma	Wangia Nawanjaya Petronilla	Female Interviewer
Busia	Maurice Aringo	Supervisor
Busia	Mark Larry	Male Interviewer
Busia	Beryl Auma	Female Interviewer
Busia	Emachar Susan	Female Interviewer
Busia	Lydia Juma Nekesa	Female Interviewer
Busia	Letecia Achieng Odhiambo	Biomarker Technician
Busia	Nixon Otieno Okumu	Male Interviewer
Elgeyo Marakwet	Luka Kangogo	Supervisor
Elgeyo Marakwet	Chemweno Mathew Kiptoo	Male Interviewer
Elgeyo Marakwet	Beulah Jepngetich	Female Interviewer
Elgeyo Marakwet	Fancy Jebet	Female Interviewer
Elgeyo Marakwet	Jeruto Ayabei	Female Interviewer
Elgeyo Marakwet	Yvonne Chepkemai Kirui	Biomarker Technician
Embu	Dickson Amburuka Makuba	Supervisor
Embu	John Kiama Ngari	Male Interviewer
Embu	Faith Kitunga	Female Interviewer
Embu	Ndolo Mwikali Pascalyne	Female Interviewer
Embu	Pauline Wanja Joshua	Female Interviewer
Embu	Mercy Wanjiku Njiru	Biomarker Technician
Garissa	Francis Mutiku	Supervisor
Garissa	Muhyadin Hassan Mohamed	Male Interviewer
Garissa	Halima Ibrahim Abdi	Female Interviewer
Garissa	Leila Haret Sugow	Female Interviewer
Garissa	Filsan Mohamed Hussein	Female Interviewer
Garissa	Farhiya Abdullahi Ahmed	Biomarker Technician
Garissa	Asha Ahmed Ali	Female Interviewer
Homa Bay	Jared Orwa	Supervisor
Homa Bay	Azaria Ben Ombura	Male Interviewer
Homa Bay	Ivy Awuor Lucy	Female Interviewer
Homa Bay	Mary Akoth Adhiambo	Female Interviewer

County	Name	Role
Homa Bay	Saline Dorine Meswa	Female Interviewer
Homa Bay	Amondi Solet	Biomarker Technician
Homa Bay	Okoth Joel Odhiambo	Male Interviewer
Isiolo	Feisal Hassan Adan	Supervisor
Isiolo	Issa Ali Gufu	Male Interviewer
Isiolo	Millicent Leng'aur	Female Interviewer
Isiolo	Najma Yarow Ibrahim	Female Interviewer
Isiolo	Samira Mohamed Kuntulo	Biomarker Technician
Isiolo	Joharo Mohamed Hassan	Female Interviewer
Isiolo	Abdi ibrahim Mohamed	Male Interviewer
Kajiado	Jackline Chepkorir	Supervisor
Kajiado	Jonathan Saitoti Tumaina	Male Interviewer
Kajiado	Christine Nairesiae Muyaki	Female Interviewer
Kajiado	Dorcas Mirisho Majakusi	Female Interviewer
Kajiado	Miriam Wairimu	Female Interviewer
Kajiado	Brilliant Arisi	Biomarker Technician
Kakamega	Analice Lumumba	Supervisor
Kakamega	Ben Ingutia Evans	Male Interviewer
Kakamega	Dorine Orindo	Female Interviewer
Kakamega	Lydia Sachita Makotsi	Female Interviewer
Kakamega	Masitsa Harriet Amina	Female Interviewer
Kakamega	Jumba Kageha Jones	Biomarker Technician
Kericho	Milton Tonui Kiplangat	Supervisor
Kericho	Gideon Kimeto	Male Interviewer
Kericho	Faith Chepkoech	Female Interviewer
Kericho	Mercy Chelangat	Female Interviewer
Kericho	Vicody Chepngetich	Female Interviewer
Kericho	Brenda Jepchumba	Biomarker Technician
Kiambu	Milka Mwangagi	Supervisor
Kiambu	David Muchugia Munga	Male Interviewer
Kiambu	Caroline Gathoni Wanjau	Female Interviewer
Kiambu	Ninnette Cynthia Njeri	Female Interviewer
Kiambu	Mariam Wanjiru	Female Interviewer
Kiambu	Maureen Muthoni Muriuki	Biomarker Technician
Kilifi	Kevin Nyawade	Supervisor
Kilifi	Maoni Ngowa Msinda	Male Interviewer
Kilifi	Elizabeth Masika Gari	Female Interviewer
Kilifi	Grace Mbeyu	Female Interviewer
Kilifi	Rehema Nina Farrah	Female Interviewer
Kilifi	Mariam Ali Hassan	Biomarker Technician
Kirinyaga	Ephantus Kuria	Supervisor
Kirinyaga	Samuel Mwangi Gichimu	Male Interviewer
Kirinyaga	Jane Nyambura Mburu	Female Interviewer
Kirinyaga	Scola Terezia Wambui	Female Interviewer
Kirinyaga	Teresia Njeri Njoroge	Female Interviewer
Kirinyaga	Sylvia N. Ngugi	Biomarker Technician
Kisii	Praxedes Abutto	Supervisor
Kisii	Alex Muga Danga	Male Interviewer
Kisii	Roseline Bisieri Nyaberi	Female Interviewer
Kisii	Lydia Nyaboke Ogembo	Female Interviewer
Kisii	Winfridah Kemunto	Female Interviewer

County	Name	Role
Kisii	Abigael Monchari Okindo	Biomarker Technician
Kisumu	Maureen Akinyi	Supervisor
Kisumu	Duncan Okoth Auma	Male Interviewer
Kisumu	Dinah Abonyo Okello	Female Interviewer
Kisumu	Elizabeth Atieno	Female Interviewer
Kisumu	Rose Asoma Awuor	Female Interviewer
Kisumu	Lilian Awino Odongo	Biomarker Technician
Kitui	Reuben Kalungu Mwinzi	Supervisor
Kitui	Mark Mutwota	Male Interviewer
Kitui	Belinda Musangi Nyamai	Female Interviewer
Kitui	Faith Katiwa Musyoka	Female Interviewer
Kitui	Faith Mue	Female Interviewer
Kitui	Mwanza Lucy Roselia	Biomarker Technician
Kwale	Hilbert Omamo	Supervisor
Kwale	Juma Charo Karisa	Male Interviewer
Kwale	Mary Peterson Kadede	Female Interviewer
Kwale	Mishi Kadide Juma	Female Interviewer
Kwale	Shufaa Masoud	Female Interviewer
Kwale	Lesly Anyango Otieno	Biomarker Technician
Laikipia	Eric Bii	Supervisor
Laikipia	Vincent Mucheru Nganga	Male Interviewer
Laikipia	Eunice Njeri Gathara	Female Interviewer
Laikipia	Larpei Millicent Nkamao	Female Interviewer
Laikipia	Maryann Wanja Kariuki	Female Interviewer
Laikipia	Kahura Anne Wairimu	Biomarker Technician
Lamu	Enoch Obuolo	Supervisor
Lamu	Abdiaziz Mohamud Mohamed	Male Interviewer
Lamu	Jacinta Mnyazi Mwanzia	Female Interviewer
Lamu	Mary Wanjiku Njoroge	Female Interviewer
Lamu	Matamu Abdalla Fatuma	Female Interviewer
Lamu	Owanga Winnie Khamala	Biomarker Technician
Machakos	Emily Wambua Mueni	Supervisor
Machakos	Kevin Mulwa	Male Interviewer
Machakos	Damiana Kimuyu	Female Interviewer
Machakos	Pauline Wango Musili	Female Interviewer
Machakos	Mutunga Charity Ndinda	Female Interviewer
Machakos	Consolata Wanza	Biomarker Technician
Machakos	Ralia Bidu Halakhe	Female Interviewer
Makueni	Simon Maundu	Supervisor
Makueni	Erick Musembi Matheka	Male Interviewer
Makueni	Cecilia Mwende Muthoka	Female Interviewer
Makueni	Naomi Syomiti Kongo	Female Interviewer
Makueni	Purity Nyamai	Female Interviewer
Makueni	Mary Syokau Sumuni	Biomarker Technician
Mandera	Bashir Hussein	Supervisor
Mandera	Adan Mohamud Issack	Male Interviewer
Mandera	Aliya Mohamed Noor	Female Interviewer
Mandera	Fowzia Ibrahim Sheikh	Female Interviewer
Mandera	Zamzam Mohamed Adan	Female Interviewer
Mandera	Zeitun Goliya Abdi	Biomarker Technician

County	Name	Role
Marsabit	Yussuf Shanko	Supervisor
Marsabit	Barako Galgalo	Male Interviewer
Marsabit	Feiza Mohamed Adan	Female Interviewer
Marsabit	Halima Hirbo Mamo	Female Interviewer
Marsabit	Sabdio Guracha Mamo	Female Interviewer
Marsabit	Catherine Mambanoi	Biomarker Technician
Meru	Nicholas Maingi	Supervisor
Meru	Isaac Mutethia M'mugambi	Male Interviewer
Meru	Betty Kinya Kaibung'a	Female Interviewer
Meru	Christine Mwende Gitari	Female Interviewer
Meru	Purity Kananu Kobia	Female Interviewer
Meru	Brenda Kathure Gituma	Biomarker Technician
Migori	Felix Omondi Juma	Supervisor
Migori	Collins Ouma Odhiambo	Male Interviewer
Migori	Carol Omondi Adhiambo	Female Interviewer
Migori	Nicole Amolo Achieng	Female Interviewer
Migori	Purity Girwa	Female Interviewer
Migori	Billie Achieng Obura	Biomarker Technician
Migori	Evaline Achieng Juma	Biomarker Technician
Mombasa	Beuter Obura	Supervisor
Mombasa	Mwanzegele Kombe	Male Interviewer
Mombasa	Khadija Abdulkadir	Female Interviewer
Mombasa	Rukiya Adan Gabane	Female Interviewer
Mombasa	Salma Hassan Mahamoud	Female Interviewer
Mombasa	Mourine Atieno Onyango	Biomarker Technician
Muranga	Lilian Wanjiku Ndungu	Supervisor
Muranga	Ephantus Kirango Wandua	Male Interviewer
Muranga	Carolyn S. Wambui Muhia	Female Interviewer
Muranga	Pauline Kamatu	Female Interviewer
Muranga	Roseline Wangui Wangechi	Female Interviewer
Muranga	Teresia Mbengi Mulinge	Biomarker Technician
Murang'a	Raquel Adhiambo Modi	Female Interviewer
Nairobi City I	Pauline Mirembo	Supervisor
Nairobi City I	Eric Okwayo	Male Interviewer
Nairobi City I	Eunice Kwamboka Mokua	Female Interviewer
Nairobi City I	Molly Akinyi Ojwando	Female Interviewer
Nairobi City I	Sylvia Achieng Odhiambo	Female Interviewer
Nairobi City I	Faith Awuor Nyaura	Biomarker Technician
Nairobi City II	Cindy Nambisia	Supervisor
Nairobi City II	Emmanuel Opiyo Odhiambo	Male Interviewer
Nairobi City II	Adho Bonaya Duba	Female Interviewer
Nairobi City II	Diana Wanjiku Kiragu	Female Interviewer
Nairobi City II	Lydia Kaveke	Female Interviewer
Nairobi City II	Violet Christine A. Onyango	Biomarker Technician
Nakuru	Peter Kamau	Supervisor
Nakuru	Francis Gichobe Kamau	Male Interviewer
Nakuru	Joyline Chepkurui	Female Interviewer
Nakuru	Lynnette Waruguru Mahinda	Female Interviewer
Nakuru	Mugure Kamau	Female Interviewer
Nakuru	Beatrice Adhiambo Odera	Biomarker Technician

County	Name	Role
Nandi	Philemon Kipkirwok	Supervisor
Nandi	Vincent Kiptoo Ngetich	Male Interviewer
Nandi	Caroline Jemeli	Female Interviewer
Nandi	Chelagat Veronica	Female Interviewer
Nandi	Jepng'etich Patroba	Female Interviewer
Nandi	Everlyne Kalea	Biomarker Technician
Nandi	Too Chepngeno Tracy	Biomarker Technician
Narok	Ronald K. Kirui	Supervisor
Narok	Thomas Kuntai Mulejo	Male Interviewer
Narok	Chepkoech Faith	Female Interviewer
Narok	Meitamei Sein Alexis	Female Interviewer
Narok	Sorimpan Anne Silole	Female Interviewer
Narok	Joan Chebet Metto	Biomarker Technician
Nyamira	Jerry Odenya	Supervisor
Nyamira	Benard Ondiba Oyugi	Male Interviewer
Nyamira	Gaudencia Nyaranda Omwoyo	Female Interviewer
Nyamira	Lilian Onyambu	Female Interviewer
Nyamira	Muma Hellen Teresa	Female Interviewer
Nyamira	Brendah Moraa Osebe	Biomarker Technician
Nyandarua	Bryan Atema Muliru	Supervisor
Nyandarua	Joseph Gachibi Thiongo	Male Interviewer
Nyandarua	Kamanja Muthoni Milkah	Female Interviewer
Nyandarua	Mary Waithira Mwangi	Female Interviewer
Nyandarua	Purity Njeri Karuga	Female Interviewer
Nyandarua	Nganga Lily Njeri	Biomarker Technician
Nyandarua	Hellen Wangui Gichui	Biomarker Technician
Nyeri	Peter Ruiru Maina	Supervisor
Nyeri	Oscar Maina	Male Interviewer
Nyeri	Mburu Jane Magiri	Female Interviewer
Nyeri	Michuki Muthoni Liz	Female Interviewer
Nyeri	Nicera Wanjiku Munge	Female Interviewer
Nyeri	Nyabuti Brenda	Biomarker Technician
Samburu	Samuel Leparsaiya	Supervisor
Samburu	Letirok Saidimu	Male Interviewer
Samburu	Lengaina Naanyu Stephanie	Female Interviewer
Samburu	Nelly Everlyne Leshimpiro	Female Interviewer
Samburu	Sistina Leleruk Naisula	Female Interviewer
Samburu	Lekenit Ndiwani Agostinella	Biomarker Technician
Samburu	Nelly Webuye	Biomarker Technician
Siaya	Maurice Owino Omwomo	Supervisor
Siaya	Marvin Omondi Odhiambo	Male Interviewer
Siaya	Beryl Anyango Oketch	Female Interviewer
Siaya	Millicent Akinyi	Female Interviewer
Siaya	Seline Aoko	Female Interviewer
Siaya	Ruth Awuor Oyolo	Female Interviewer
Siaya	Mercyliza Akinyi Asuna	Biomarker Technician
Taita Taveta	Beverly Mkamburi	Supervisor
Taita Taveta	Gregory Kasuva	Male Interviewer
Taita Taveta	Florence Mwende Muimi	Female Interviewer
Taita Taveta	Grace Kighenda Saibore	Female Interviewer
Taita Taveta	Mercy M. Mutheu	Female Interviewer

County	Name	Role
Taita Taveta	Dorcas Asuko Olieva	Biomarker Technician
Taita Taveta	Margaret Wawuda Musembi	Female Interviewer
Tana River	Hussein Ibrahim	Supervisor
Tana River	Abdulahi Farhan Abudi	Male Interviewer
Tana River	Aziza Diramo Abdallah	Female Interviewer
Tana River	Filsan Nur Shariff	Female Interviewer
Tana River	Halima Sadia Mohamed	Female Interviewer
Tana River	Salma Abdalla Ahmed	Biomarker Technician
Tharaka-Nithi	Faith Ndanu	Supervisor
Tharaka-Nithi	Anthony Njagi Matumo	Male Interviewer
Tharaka-Nithi	Ann Kathomi Glory	Female Interviewer
Tharaka-Nithi	Carol Makena Mutegi	Female Interviewer
Tharaka-Nithi	Valentine Wawira Nthiga	Female Interviewer
Tharaka-Nithi	Benadette Wamwene Munyao	Biomarker Technician
Tharaka Nithi	Valentine Wawira Nthigah	Female Interviewer
Tharaka Nithi	Purity Karimi Mutwiri	Biomarker Technician
Trans Nzoia	Isaac Sang	Supervisor
Trans Nzoia	Titus Nyongesa Wamukota	Male Interviewer
Trans Nzoia	Hope Adema Obenga	Female Interviewer
Trans Nzoia	Nelly Chepkogei Tarus	Female Interviewer
Trans Nzoia	Georgina Jelagat Kanda	Female Interviewer
Trans Nzoia	Ombongi Nyangate Wilkster	Biomarker Technician
Trans Nzoia	Sheila Nanjala Wafula	Female Interviewer
Turkana	Dennis Ochomba	Supervisor
Turkana	William Ejore Ewoi	Male Interviewer
Turkana	Concepta Lopodo Katurkana	Female Interviewer
Turkana	Cynthia Nangila Wamalwa	Female Interviewer
Turkana	Kakenya Joan	Female Interviewer
Turkana	Esther Echwa Nanyait	Female Interviewer
Turkana	Akai Lokato Faith	Biomarker Technician
Uasin Gishu	Matthew Mburu	Supervisor
Uasin Gishu	Bernard Kipkirui Ngetich	Male Interviewer
Uasin Gishu	Chepsiror Chebet Laura	Female Interviewer
Uasin Gishu	Getegi Nyokabi Maureen	Female Interviewer
Uasin Gishu	Abigael Losike Longiti	Female Interviewer
Uasin Gishu	Maureen Munai	Biomarker Technician
Vihiga	Richard Oduor Onyango	Supervisor
Vihiga	Habil Ondiek	Male Interviewer
Vihiga	Hellen Ombango	Female Interviewer
Vihiga	Valessa Lea Kuya	Female Interviewer
Vihiga	Vivian Margaret Mmbone	Female Interviewer
Vihiga	Beatrice Awino	Biomarker Technician
Vihiga	Nelly M. Webuye	Biomarker Technician
Wajir	Abdiwahab Mohamed	Supervisor
Wajir	Yussuf Mohamed Hassan	Male Interviewer
Wajir	Hamdi Mohamed Hasan	Female Interviewer
Wajir	Karima Ahmed Mohamed	Female Interviewer
Wajir	Malyun Mohamed Ahmed	Female Interviewer
Wajir	Zeinab Ahmed Abdullahi	Biomarker Technician

County	Name	Role
West Pokot	John Lopuo	Supervisor
West Pokot	Lokelesia Lomil David	Male Interviewer
West Pokot	Chepchumba Daisy	Female Interviewer
West Pokot	Difina Chemkit Lopuo	Female Interviewer
West Pokot	Glory Kanykoko Achokor	Female Interviewer
West Pokot	Faith Chebet Sialuk	Biomarker Technician

ICF

Jean de Dieu Bizimana	Survey Manager
Rachel Orlowski	Survey Manager
Livia Montana	Regional Coordinator
Keith Purvis	Data Processing Specialist
Ruilin Ren	Sampling Statistician
Peter Aka	Biomarker Specialist
Suzanne Arrington	Survey Manager
Claudia Marchena	Data Processing Specialist
Michel Toukam	Biomarker Consultant
Geoffrey Lutwama	Data Processing Consultant
Alemtsehay Beru Woldegiorgis	Fieldwork Monitoring
Sunita Kishor	Report Reviewer
Joanna Lowell	Report Reviewer
Cameron Taylor	Report Reviewer
Joy Fishel	Report Reviewer
Rukundo Benedict	Report Reviewer
Natalie Shattuck	Production Specialist
Christopher Gramer	Production Specialist
Joan Wardell	Production Specialist
Diane Stoy	Editor
Sam-Omar Hall	Editor
Peter Redvers-Lee	Editor
Rose Donohue	Geospatial Data Scientist
Bradley Janocha	Geospatial Data Scientist
Ben Mayala	Geospatial Data Scientist
Sarah Balian	Communication Specialist
Annette McFarland	Communication Specialist
Sabina Behague	Communication Specialist

2022 KENYA DEMOGRAPHIC AND HEALTH SURVEY (KDHS)
 HOUSEHOLD QUESTIONNAIRE - LONG VERSION

KENYA
 KENYA NATIONAL BUREAU OF STATISTICS

LONG

IDENTIFICATION					
COUNTY	<input style="width: 95%;" type="text"/>				
SUB COUNTY	<input style="width: 95%;" type="text"/>				
LOCATION	<input style="width: 95%;" type="text"/>				
SUB LOCATION	<input style="width: 95%;" type="text"/>				
KDHS CLUSTER NUMBER	<input style="width: 90%;" type="text"/>				<div style="border: 1px solid black; width: 20px; height: 20px; display: flex; align-items: center; justify-content: center;"> </div>
HOUSEHOLD NUMBER	<input style="width: 90%;" type="text"/>				<div style="border: 1px solid black; width: 20px; height: 20px; display: flex; align-items: center; justify-content: center;"> </div>
NAME OF HOUSEHOLD HEAD	<input style="width: 95%;" type="text"/>				
HOUSEHOLD SELECTED FOR MAN'S SURVEY? (1=YES, 2=NO)	<input style="width: 90%;" type="text"/>				1
HOUSEHOLD SELECTED FOR WOMAN'S DV MODULE? (1=YES, 2=NO)	<input style="width: 90%;" type="text"/>				
INTERVIEWER VISITS					
	1	2	3	FINAL VISIT	
DATE	<input style="width: 90%;" type="text"/>	<input style="width: 90%;" type="text"/>	<input style="width: 90%;" type="text"/>	DAY	<div style="border: 1px solid black; width: 20px; height: 20px; display: flex; align-items: center; justify-content: center;"> </div>
				MONTH	<div style="border: 1px solid black; width: 20px; height: 20px; display: flex; align-items: center; justify-content: center;"> </div>
				YEAR	<div style="border: 1px solid black; width: 20px; height: 20px; display: flex; align-items: center; justify-content: center;">2</div>
INTERVIEWER'S NAME	<input style="width: 90%;" type="text"/>	<input style="width: 90%;" type="text"/>	<input style="width: 90%;" type="text"/>	INT. NUMBER	<div style="border: 1px solid black; width: 20px; height: 20px; display: flex; align-items: center; justify-content: center;">0</div>
RESULT*	<input style="width: 90%;" type="text"/>	<input style="width: 90%;" type="text"/>	<input style="width: 90%;" type="text"/>	RESULT*	<div style="border: 1px solid black; width: 20px; height: 20px; display: flex; align-items: center; justify-content: center;"> </div>
NEXT VISIT: DATE	<input style="width: 90%;" type="text"/>	<input style="width: 90%;" type="text"/>	<input style="width: 90%;" type="text"/>	TOTAL NUMBER OF VISITS	
TIME	<input style="width: 90%;" type="text"/>	<input style="width: 90%;" type="text"/>	<input style="width: 90%;" type="text"/>	<div style="border: 1px solid black; width: 20px; height: 20px; display: flex; align-items: center; justify-content: center;"> </div>	
*RESULT CODES: 1 COMPLETED 2 NO HOUSEHOLD MEMBER AT HOME OR NO COMPETENT RESPONDENT AT HOME AT TIME OF VISIT 3 ENTIRE HOUSEHOLD ABSENT FOR EXTENDED PERIOD OF TIME 4 POSTPONED 5 REFUSED 6 DWELLING VACANT OR ADDRESS NOT A DWELLING 7 DWELLING DESTROYED 8 DWELLING NOT FOUND 9 OTHER <input style="width: 150px;" type="text"/> (SPECIFY)				TOTAL PERSONS IN HOUSEHOLD <div style="border: 1px solid black; width: 20px; height: 20px; display: flex; align-items: center; justify-content: center;"> </div> <div style="border: 1px solid black; width: 20px; height: 20px; display: flex; align-items: center; justify-content: center;"> </div> TOTAL ELIGIBLE WOMEN <div style="border: 1px solid black; width: 20px; height: 20px; display: flex; align-items: center; justify-content: center;"> </div> <div style="border: 1px solid black; width: 20px; height: 20px; display: flex; align-items: center; justify-content: center;"> </div> TOTAL ELIGIBLE MEN <div style="border: 1px solid black; width: 20px; height: 20px; display: flex; align-items: center; justify-content: center;"> </div> <div style="border: 1px solid black; width: 20px; height: 20px; display: flex; align-items: center; justify-content: center;"> </div> LINE NO. OF RESPONDENT TO HOUSEHOLD QUESTIONNAIRE <div style="border: 1px solid black; width: 20px; height: 20px; display: flex; align-items: center; justify-content: center;"> </div> <div style="border: 1px solid black; width: 20px; height: 20px; display: flex; align-items: center; justify-content: center;"> </div>	
LANGUAGE OF QUESTIONNAIRE**		LANGUAGE OF INTERVIEW**		NATIVE LANGUAGE OF RESPONDENT**	
<div style="border: 1px solid black; width: 20px; height: 20px; display: flex; align-items: center; justify-content: center;">0</div> <div style="border: 1px solid black; width: 20px; height: 20px; display: flex; align-items: center; justify-content: center;">1</div>		<div style="border: 1px solid black; width: 20px; height: 20px; display: flex; align-items: center; justify-content: center;"> </div> <div style="border: 1px solid black; width: 20px; height: 20px; display: flex; align-items: center; justify-content: center;"> </div>		<div style="border: 1px solid black; width: 20px; height: 20px; display: flex; align-items: center; justify-content: center;"> </div> <div style="border: 1px solid black; width: 20px; height: 20px; display: flex; align-items: center; justify-content: center;"> </div>	
LANGUAGE OF QUESTIONNAIRE**		TRANSLATOR USED (YES = 1, NO = 2)			
ENGLISH		<div style="border: 1px solid black; width: 20px; height: 20px; display: flex; align-items: center; justify-content: center;"> </div>			
**LANGUAGE CODES: 01 ENGLISH 06 KAMBA 11 LUO 16 SOMALI 02 KISWAHILI 07 KIKUYU 12 MAASAI 17 TURKANA 03 BORANA 08 KISII 13 MERU 96 OTHER 04 EMBU 09 LUHYA 14 MIJIKENDA 05 KALENJIN 10 MARAGOLI 15 POKOT SPECIFY <input style="width: 50px;" type="text"/>					
TEAM		TEAM SUPERVISOR			
<div style="border: 1px solid black; width: 20px; height: 20px; display: flex; align-items: center; justify-content: center;"> </div> <div style="border: 1px solid black; width: 20px; height: 20px; display: flex; align-items: center; justify-content: center;"> </div>		<div style="border: 1px solid black; width: 20px; height: 20px; display: flex; align-items: center; justify-content: center;"> </div> <div style="border: 1px solid black; width: 20px; height: 20px; display: flex; align-items: center; justify-content: center;"> </div> <div style="border: 1px solid black; width: 20px; height: 20px; display: flex; align-items: center; justify-content: center;"> </div> <div style="border: 1px solid black; width: 20px; height: 20px; display: flex; align-items: center; justify-content: center;"> </div>			
NUMBER		NAME			
		NUMBER			

THIS PAGE IS INTENTIONALLY BLANK

INTRODUCTION AND CONSENT

Hello. My name is _____. I am working with Kenya National Bureau of Statistics. We are conducting a survey about health and other topics all over Kenya. The information we collect will help the government to plan health services. Your household was selected for the survey. I would like to ask you some questions about your household. The questions usually take about 30 to 60 minutes. All of the answers you give will be confidential and will not be shared with anyone other than members of our survey team. You don't have to be in the survey, but we hope you will agree to answer the questions since your views are important. If I ask you any question you don't want to answer, just let me know and I will go on to the next question or you can stop the interview at any time. In case you need more information about the survey, you may contact the person listed on this card.

GIVE CARD WITH CONTACT INFORMATION

Do you have any questions?
May I begin the interview now?

SIGNATURE OF INTERVIEWER _____ DATE _____

RESPONDENT AGREES
TO BE INTERVIEWED .. 1

RESPONDENT DOES NOT AGREE
TO BE INTERVIEWED .. 2 → END



100	RECORD THE TIME.	HOURS	<input type="text"/>	<input type="text"/>
		MINUTES	<input type="text"/>	<input type="text"/>

HOUSEHOLD SCHEDULE

							IF AGE 15 OR OLDER			
LINE NO.	USUAL RESIDENTS AND VISITORS	RELATIONSHIP TO HEAD OF HOUSEHOLD	SEX	RESIDENCE		AGE	MARITAL STATUS	ELIGIBILITY		
1	2	3	4	5	6	7	8	9	10	11
	<p>Please give me the names of the persons who usually live in your household and guests of the household who stayed here last night, starting with the head of the household.</p> <p>AFTER LISTING THE NAMES AND RECORDING THE RELATIONSHIP, SEX, RESIDENCE, AND AGE FOR EACH PERSON, ASK QUESTIONS 7A-7C TO BE SURE THAT THE</p> <p>THEN ASK APPROPRIATE QUESTIONS IN COLUMNS 8-20 FOR EACH PERSON.</p>	<p>What is the relationship of (NAME) to the head of the household?</p> <p>SEE CODES BELOW.</p>	<p>Is (NAME) male or female?</p>	<p>Does (NAME) usually live here?</p>	<p>Did (NAME) stay here last night?</p>	<p>How old is (NAME)?</p> <p>IF 95 OR MORE, RECORD '95'.</p>	<p>What is (NAME)'s current marital status?</p> <p>1 = MARRIED OR LIVING TOGETHER 2 = DIVORCED 3 = SEPARATED 4 = WIDOWED 5 = NEVER-MARRIED AND NEVER LIVED TOGETHER</p>	<p>CIRCLE LINE NUMBER OF ALL WOMEN AGE 15-49</p>	<p>IF HOUSEHOLD SELECTED FOR MAN'S SURVEY</p> <p>CIRCLE LINE NUMBER OF ALL MEN AGE 15-54</p>	<p>CIRCLE LINE NUMBER OF ALL CHILDREN AGE 0-5</p>
01		<input type="text"/>	M F 1 2	Y N 1 2	Y N 1 2	IN YEARS <input type="text"/>	<input type="text"/>	01	01	01
02		<input type="text"/>	1 2	1 2	1 2	<input type="text"/>	<input type="text"/>	02	02	02
03		<input type="text"/>	1 2	1 2	1 2	<input type="text"/>	<input type="text"/>	03	03	03
04		<input type="text"/>	1 2	1 2	1 2	<input type="text"/>	<input type="text"/>	04	04	04
05		<input type="text"/>	1 2	1 2	1 2	<input type="text"/>	<input type="text"/>	05	05	05
06		<input type="text"/>	1 2	1 2	1 2	<input type="text"/>	<input type="text"/>	06	06	06
07		<input type="text"/>	1 2	1 2	1 2	<input type="text"/>	<input type="text"/>	07	07	07
08		<input type="text"/>	1 2	1 2	1 2	<input type="text"/>	<input type="text"/>	08	08	08
09		<input type="text"/>	1 2	1 2	1 2	<input type="text"/>	<input type="text"/>	09	09	09
10		<input type="text"/>	1 2	1 2	1 2	<input type="text"/>	<input type="text"/>	10	10	10

7A) Just to make sure that I have a complete listing: are there any other people such as small children or infants that we have not listed?	YES <input type="checkbox"/>	ADD TO TABLE	NO <input type="checkbox"/>
7B) Are there any other people who may not be members of your family, such as domestic servants, lodgers, or friends who usually live here?	YES <input type="checkbox"/>	ADD TO TABLE	NO <input type="checkbox"/>
7C) Are there any guests or temporary visitors staying here, or anyone else who stayed here last night, who have not been listed?	YES <input type="checkbox"/>	ADD TO TABLE	NO <input type="checkbox"/>

CODES FOR Q. 3: RELATIONSHIP TO HEAD OF HOUSEHOLD

- | | |
|------------------------------------|-------------------------------|
| 01 = HEAD | 07 = PARENT-IN-LAW |
| 02 = WIFE OR HUSBAND | 08 = BROTHER OR SISTER |
| 03 = SON OR DAUGHTER | 09 = OTHER RELATIVE |
| 04 = SON-IN-LAW OR DAUGHTER-IN-LAW | 10 = ADOPTED/FOSTER/STEPCHILD |
| 05 = GRANDCHILD | 11 = NOT RELATED |
| 06 = PARENT | 98 = DON'T KNOW |

HOUSEHOLD SCHEDULE

	IF AGE 0-17 YEARS				IF AGE 3 YEARS OR OLDER	
LINE NO.	SURVIVORSHIP AND RESIDENCE OF BIOLOGICAL PARENTS				EVER ATTENDED SCHOOL	
	12	13	14	15	16	17
	Is (NAME)'s biological mother alive?	Does (NAME)'s biological mother usually live in this household or was she a guest last night? IF YES: What is her name? RECORD MOTHER'S LINE NUMBER. IF NO, RECORD '00'.	Is (NAME)'s biological father alive?	Does (NAME)'s biological father usually live in this household or was he a guest last night? IF YES: What is his name? RECORD FATHER'S LINE NUMBER. IF NO, RECORD '00'.	Has (NAME) ever attended school or any learning institutions?	What is the highest level of school (NAME) has attended? What is the highest grade (NAME) completed at that level? SEE CODES BELOW.
01	Y N DK 1 2 8 ↓ GO TO 14	<input type="text"/> <input type="text"/>	Y N DK 1 2 8 ↓ GO TO 16	<input type="text"/> <input type="text"/>	Y N 1 2 ↓ GO TO 20	LEVEL GRADE <input type="text"/> <input type="text"/> <input type="text"/>
02	1 2 8 ↓ GO TO 14	<input type="text"/> <input type="text"/>	1 2 8 ↓ GO TO 16	<input type="text"/> <input type="text"/>	1 2 ↓ GO TO 20	<input type="text"/> <input type="text"/> <input type="text"/>
03	1 2 8 ↓ GO TO 14	<input type="text"/> <input type="text"/>	1 2 8 ↓ GO TO 16	<input type="text"/> <input type="text"/>	1 2 ↓ GO TO 20	<input type="text"/> <input type="text"/> <input type="text"/>
04	1 2 8 ↓ GO TO 14	<input type="text"/> <input type="text"/>	1 2 8 ↓ GO TO 16	<input type="text"/> <input type="text"/>	1 2 ↓ GO TO 20	<input type="text"/> <input type="text"/> <input type="text"/>
05	1 2 8 ↓ GO TO 14	<input type="text"/> <input type="text"/>	1 2 8 ↓ GO TO 16	<input type="text"/> <input type="text"/>	1 2 ↓ GO TO 20	<input type="text"/> <input type="text"/> <input type="text"/>
06	1 2 8 ↓ GO TO 14	<input type="text"/> <input type="text"/>	1 2 8 ↓ GO TO 16	<input type="text"/> <input type="text"/>	1 2 ↓ GO TO 20	<input type="text"/> <input type="text"/> <input type="text"/>
07	1 2 8 ↓ GO TO 14	<input type="text"/> <input type="text"/>	1 2 8 ↓ GO TO 16	<input type="text"/> <input type="text"/>	1 2 ↓ GO TO 20	<input type="text"/> <input type="text"/> <input type="text"/>
08	1 2 8 ↓ GO TO 14	<input type="text"/> <input type="text"/>	1 2 8 ↓ GO TO 16	<input type="text"/> <input type="text"/>	1 2 ↓ GO TO 20	<input type="text"/> <input type="text"/> <input type="text"/>
09	1 2 8 ↓ GO TO 14	<input type="text"/> <input type="text"/>	1 2 8 ↓ GO TO 16	<input type="text"/> <input type="text"/>	1 2 ↓ GO TO 20	<input type="text"/> <input type="text"/> <input type="text"/>
10	1 2 8 ↓ GO TO 14	<input type="text"/> <input type="text"/>	1 2 8 ↓ GO TO 16	<input type="text"/> <input type="text"/>	1 2 ↓ GO TO 20	<input type="text"/> <input type="text"/> <input type="text"/>

CODES FOR Qs. 17, 17B, AND 19: EDUCATION

LEVEL

0 = PRE-PRIMARY
1 = PRIMARY
2 = SECONDARY/"A" LEVEL
3 = MIDDLE LEVEL COLLEGE (CERTIFICATE/DIPLOMA)
4 = UNIVERSITY
5 = VOCATIONAL
6 = INFORMAL EDUCATION (MADRASA/ADULT BASIC)
8 = DON'T KNOW

GRADE

00 = LESS THAN 1 YEAR COMPLETED (USE '00' FOR Q. 17 ONLY. THIS CODE IS NOT ALLOWED FOR Q. 17B OR 19)
98 = DON'T KNOW

HOUSEHOLD SCHEDULE

	IF AGE 3-24 YEARS					IF AGE 0-4 YEARS
LINE NO.	PREVIOUS SCHOOL ATTENDANCE		CURRENT/RECENT SCHOOL ATTENDANCE		REASON NOT CURRENTLY ATTENDING	BIRTH REGISTRATION
	17A	17B	18	19	19A	20
	Did (NAME) attend school or any learning institutions at any time during the 2020 school year (January 2020-July 2021)?	During the 2020 school year (January 2020- July 2021), what level and grade did (NAME) attend? SEE CODES BELOW.	Did (NAME) attend school or any learning institutions at any time during the 2021 school year (July 2021-April 2022)?	During the 2021 school year (July 2021-April 2022), what level and grade is/was (NAME) attending? SEE CODES BELOW.	<div>IF Q.17A = YES</div> <div>What is the main reason (NAME) stopped attending school or learning institutions?</div> <div>SEE CODES BELOW.</div>	<div>Does (NAME) have a birth certificate?</div> <div>IF NO, PROBE: Has (NAME)'s birth ever been registered with the civil authority?</div> <div>1=YES REGISTERED WITH BIRTH CERTIFICATE 2 = YES REGISTERED WITHOUT BIRTH CERTIFICATE 3=NOT REGISTERED 8 = DON'T KNOW</div>
01	Y N 1 2 ↓ GO TO 18	LEVEL GRADE <input type="text"/> <input type="text"/> <input type="text"/>	Y N 1 2 ↓ GO TO 19A	LEVEL GRADE <input type="text"/> <input type="text"/> <input type="text"/> ↓ GO TO 20	<input type="text"/> <input type="text"/>	<input type="text"/>
02	1 2 ↓ GO TO 18	<input type="text"/> <input type="text"/> <input type="text"/>	1 2 ↓ GO TO 19A	<input type="text"/> <input type="text"/> <input type="text"/> ↓ GO TO 20	<input type="text"/> <input type="text"/>	<input type="text"/>
03	1 2 ↓ GO TO 18	<input type="text"/> <input type="text"/> <input type="text"/>	1 2 ↓ GO TO 19A	<input type="text"/> <input type="text"/> <input type="text"/> ↓ GO TO 20	<input type="text"/> <input type="text"/>	<input type="text"/>
04	1 2 ↓ GO TO 18	<input type="text"/> <input type="text"/> <input type="text"/>	1 2 ↓ GO TO 19A	<input type="text"/> <input type="text"/> <input type="text"/> ↓ GO TO 20	<input type="text"/> <input type="text"/>	<input type="text"/>
05	1 2 ↓ GO TO 18	<input type="text"/> <input type="text"/> <input type="text"/>	1 2 ↓ GO TO 19A	<input type="text"/> <input type="text"/> <input type="text"/> ↓ GO TO 20	<input type="text"/> <input type="text"/>	<input type="text"/>
06	1 2 ↓ GO TO 18	<input type="text"/> <input type="text"/> <input type="text"/>	1 2 ↓ GO TO 19A	<input type="text"/> <input type="text"/> <input type="text"/> ↓ GO TO 20	<input type="text"/> <input type="text"/>	<input type="text"/>
07	1 2 ↓ GO TO 18	<input type="text"/> <input type="text"/> <input type="text"/>	1 2 ↓ GO TO 19A	<input type="text"/> <input type="text"/> <input type="text"/> ↓ GO TO 20	<input type="text"/> <input type="text"/>	<input type="text"/>
08	1 2 ↓ GO TO 18	<input type="text"/> <input type="text"/> <input type="text"/>	1 2 ↓ GO TO 19A	<input type="text"/> <input type="text"/> <input type="text"/> ↓ GO TO 20	<input type="text"/> <input type="text"/>	<input type="text"/>
09	1 2 ↓ GO TO 18	<input type="text"/> <input type="text"/> <input type="text"/>	1 2 ↓ GO TO 19A	<input type="text"/> <input type="text"/> <input type="text"/> ↓ GO TO 20	<input type="text"/> <input type="text"/>	<input type="text"/>
10	1 2 ↓ GO TO 18	<input type="text"/> <input type="text"/> <input type="text"/>	1 2 ↓ GO TO 19A	<input type="text"/> <input type="text"/> <input type="text"/> ↓ GO TO 20	<input type="text"/> <input type="text"/>	<input type="text"/>

CODES FOR Q. 19A: REASON FOR STOP ATTENDANCE

- | | |
|-----------------------------------|--|
| 1 = TOO YOUNG TO ATTEND | 9 = ORPHANHOOD |
| 2 = COMPLETED SCHOOL | 10 = SOCIO-CULTURAL/
RELIGIOUS PRESSURE |
| 3 = MARRIAGE | 11 = COVID-19 RELATED
PROBLEM |
| 4 = PREGNANCY | 12 = ILLNESS (OWN/FAMILY) |
| 5 = DISABILITY | 13 = FAMILY RESPONSIBILITY |
| 6 = INSECURITY | 96 = OTHER (SPECIFY) _____ |
| 7 = WORKING/LOOKING
FOR WORK | 98 = DON'T KNOW |
| 8 = SCHOOL LEAVES/
OTHER COSTS | |

HOUSEHOLD SCHEDULE

	IF AGE 5 OR OLDER					
LINE NO.	DISABILITY					
	21	22	23	24	25	26
	<p>I would like to know if (NAME) has difficulty seeing even when wearing glasses or contact lenses. Would you say that (NAME) has no difficulty seeing, some difficulty, a lot of difficulty, or cannot see at all?</p> <p>1 = NO DIFFICULTY SEEING 2 = SOME DIFFICULTY 3 = A LOT OF DIFFICULTY 4 = CANNOT SEE AT ALL 8 = DON'T KNOW</p>	<p>I would like to know if (NAME) has difficulty hearing even when using a hearing aid. Would you say that (NAME) has no difficulty hearing, some difficulty, a lot of difficulty, or cannot hear at all?</p> <p>1 = NO DIFFICULTY HEARING 2 = SOME DIFFICULTY 3 = A LOT OF DIFFICULTY 4 = CANNOT HEAR AT ALL 8 = DON'T KNOW</p>	<p>I would like to know if (NAME) has difficulty communicating when using his/her usual language. Would you say that (NAME) has no difficulty understanding or being understood, some difficulty, a lot of difficulty, or cannot communicate at all?</p> <p>1 = NO DIFFICULTY COMMUNICATING 2 = SOME DIFFICULTY 3 = A LOT OF DIFFICULTY 4 = CANNOT COMMUNICATE AT ALL 8 = DON'T KNOW</p>	<p>I would like to know if (NAME) has difficulty remembering or concentrating. Would you say that (NAME) has no difficulty remembering or concentrating, some difficulty, a lot of difficulty, or cannot remember or concentrate at all?</p> <p>1 = NO DIFFICULTY REMEMBERING/ CONCENTRATING 2 = SOME DIFFICULTY 3 = A LOT OF DIFFICULTY 4 = CANNOT REMEMBER/ CONCENTRATE AT ALL 8 = DON'T KNOW</p>	<p>I would like to know if (NAME) has difficulty walking or climbing steps. Would you say that (NAME) has no difficulty walking or climbing steps, some difficulty, a lot of difficulty, or cannot walk or climb steps at all?</p> <p>1 = NO DIFFICULTY WALKING OR CLIMBING 2 = SOME DIFFICULTY 3 = A LOT OF DIFFICULTY 4 = CANNOT WALK OR CLIMB AT ALL 8 = DON'T KNOW</p>	<p>I would like to know if (NAME) has difficulty washing all over or dressing. Would you say that (NAME) has no difficulty washing all over or dressing, some difficulty, a lot of difficulty, or cannot wash all over or dress at all?</p> <p>1 = NO DIFFICULTY WASHING OR DRESSING 2 = SOME DIFFICULTY 3 = A LOT OF DIFFICULTY 4 = CANNOT WASH OR DRESS AT ALL 8 = DON'T KNOW</p>
01	1 2 3 4 8	1 2 3 4 8	1 2 3 4 8	1 2 3 4 8	1 2 3 4 8	1 2 3 4 8
02	1 2 3 4 8	1 2 3 4 8	1 2 3 4 8	1 2 3 4 8	1 2 3 4 8	1 2 3 4 8
03	1 2 3 4 8	1 2 3 4 8	1 2 3 4 8	1 2 3 4 8	1 2 3 4 8	1 2 3 4 8
04	1 2 3 4 8	1 2 3 4 8	1 2 3 4 8	1 2 3 4 8	1 2 3 4 8	1 2 3 4 8
05	1 2 3 4 8	1 2 3 4 8	1 2 3 4 8	1 2 3 4 8	1 2 3 4 8	1 2 3 4 8
06	1 2 3 4 8	1 2 3 4 8	1 2 3 4 8	1 2 3 4 8	1 2 3 4 8	1 2 3 4 8
07	1 2 3 4 8	1 2 3 4 8	1 2 3 4 8	1 2 3 4 8	1 2 3 4 8	1 2 3 4 8
08	1 2 3 4 8	1 2 3 4 8	1 2 3 4 8	1 2 3 4 8	1 2 3 4 8	1 2 3 4 8
09	1 2 3 4 8	1 2 3 4 8	1 2 3 4 8	1 2 3 4 8	1 2 3 4 8	1 2 3 4 8
10	1 2 3 4 8	1 2 3 4 8	1 2 3 4 8	1 2 3 4 8	1 2 3 4 8	1 2 3 4 8

HOUSEHOLD SCHEDULE

LINE NO.	HEALTH INSURANCE		INPATIENT		OUTPATIENT		
	27	28	29	30	31	32	33
	<p>Is (NAME) covered by any health insurance?</p> <p>1 = YES 2 = NO 8 = DON'T KNOW</p>	<p>What type of health insurance is (NAME) covered by?</p> <p>A = NHIF B = PRIVATE/COMMERCIAL C = COMMUNITY-BASED X = OTHER</p>	<p>In the last 12 months, was (NAME) admitted overnight to stay at a health facility?</p>	<p>CIRCLE LINE NUMBER OF HOUSEHOLD MEMBER ELIGIBLE FOR INPATIENT MODULE.</p> <p>CHECK COLUMN 29: CODE '1' 'YES' CIRCLED.</p>	<p>In the last 4 weeks, did (NAME) receive care from a health provider, a pharmacy, or a traditional healer without staying overnight at a health facility?</p>	<p>The last time (NAME) received care, was any payment made, including cash, kind, insurance, or any other form of payment?</p>	<p>CIRCLE LINE NUMBER OF HOUSEHOLD MEMBER ELIGIBLE FOR OUTPATIENT MODULE.</p> <p>CHECK COLUMN 32: CODE '1' 'YES' CIRCLED.</p>
01	<p>Y N DK 1 2 8 ↓ GO TO 29</p>	A B C X	<p>Y N DK 1 2 8 ↓ GO TO 31</p>	01	<p>Y N DK 1 2 8 ↓ NEXT LINE</p>	<p>Y N DK 1 2 8 ↓ NEXT LINE</p>	01
02	<p>1 2 8 ↓ GO TO 29</p>	A B C X	<p>1 2 8 ↓ GO TO 31</p>	02	<p>1 2 8 ↓ NEXT LINE</p>	<p>1 2 8 ↓ NEXT LINE</p>	02
03	<p>1 2 8 ↓ GO TO 29</p>	A B C X	<p>1 2 8 ↓ GO TO 31</p>	03	<p>1 2 8 ↓ NEXT LINE</p>	<p>1 2 8 ↓ NEXT LINE</p>	03
04	<p>1 2 8 ↓ GO TO 29</p>	A B C X	<p>1 2 8 ↓ GO TO 31</p>	04	<p>1 2 8 ↓ NEXT LINE</p>	<p>1 2 8 ↓ NEXT LINE</p>	04
05	<p>1 2 8 ↓ GO TO 29</p>	A B C X	<p>1 2 8 ↓ GO TO 31</p>	05	<p>1 2 8 ↓ NEXT LINE</p>	<p>1 2 8 ↓ NEXT LINE</p>	05
06	<p>1 2 8 ↓ GO TO 29</p>	A B C X	<p>1 2 8 ↓ GO TO 31</p>	06	<p>1 2 8 ↓ NEXT LINE</p>	<p>1 2 8 ↓ NEXT LINE</p>	06
07	<p>1 2 8 ↓ GO TO 29</p>	A B C X	<p>1 2 8 ↓ GO TO 31</p>	07	<p>1 2 8 ↓ NEXT LINE</p>	<p>1 2 8 ↓ NEXT LINE</p>	07
08	<p>1 2 8 ↓ GO TO 29</p>	A B C X	<p>1 2 8 ↓ GO TO 31</p>	08	<p>1 2 8 ↓ NEXT LINE</p>	<p>1 2 8 ↓ NEXT LINE</p>	08
09	<p>1 2 8 ↓ GO TO 29</p>	A B C X	<p>1 2 8 ↓ GO TO 31</p>	09	<p>1 2 8 ↓ NEXT LINE</p>	<p>1 2 8 ↓ NEXT LINE</p>	09
10	<p>1 2 8 ↓ GO TO 29</p>	A B C X	<p>1 2 8 ↓ GO TO 31</p>	10	<p>1 2 8 ↓ NEXT LINE</p>	<p>1 2 8 ↓ NEXT LINE</p>	10

SELECTION OF WOMAN FOR THE DOMESTIC VIOLENCE QUESTIONS (PAPER OPTION)

100	<p>ONLY ONE INDIVIDUAL (ONE WOMAN <u>OR</u> ONE MAN) SHOULD BE SELECTED FOR DOMESTIC VIOLENCE QUESTIONS</p> <p>CHECK COVER PAGE: HOUSEHOLD SELECTED FOR WOMAN'S DV MODULE?</p> <p style="text-align: center;">YES <input type="checkbox"/> NO <input type="checkbox"/> → 100B</p>								
<p>LOOK AT THE LAST DIGIT OF THE HOUSEHOLD QUESTIONNAIRE SERIAL NUMBER ON THE COVER PAGE. THIS IS THE ROW NUMBER YOU SHOULD GO TO. CHECK THE TOTAL NUMBER OF ELIGIBLE WOMEN (COLUMN 9) IN THE HOUSEHOLD SCHEDULE. THIS IS THE COLUMN NUMBER YOU SHOULD GO TO. FOLLOW THE SELECTED ROW AND COLUMN TO THE CELL WHERE THEY MEET AND CIRCLE THE NUMBER IN THE CELL. THIS IS THE NUMBER OF THE WOMAN SELECTED FOR THE DOMESTIC VIOLENCE QUESTIONS FROM THE LIST OF ELIGIBLE WOMEN IN COLUMN 9 OF THE HOUSEHOLD SCHEDULE. WRITE THE NAME AND LINE NUMBER OF THE SELECTED WOMAN IN THE SPACE BELOW THE TABLE.</p> <p>EXAMPLE: THE HOUSEHOLD QUESTIONNAIRE SERIAL NUMBER IS '716' AND THE HOUSEHOLD SCHEDULE COLUMN 9 SHOWS THAT THERE ARE THREE ELIGIBLE WOMEN AGE 15-49 IN THE HOUSEHOLD (LINE NUMBERS 02, 04, AND 05). SINCE THE LAST DIGIT OF THE HOUSEHOLD SERIAL NUMBER IS '6' GO TO ROW '6' AND SINCE THERE ARE THREE ELIGIBLE WOMEN IN THE HOUSEHOLD, GO TO COLUMN '3'. FOLLOW THE ROW AND COLUMN AND FIND THE NUMBER IN THE CELL WHERE THEY MEET ('2') AND CIRCLE THE NUMBER. NOW GO TO THE HOUSEHOLD SCHEDULE AND FIND THE SECOND WOMAN WHO IS ELIGIBLE FOR THE WOMAN'S INTERVIEW (LINE NUMBER '04' IN THIS EXAMPLE). WRITE HER NAME AND LINE NUMBER IN THE SPACE BELOW THE TABLE.</p>									
LAST DIGIT OF THE HOUSE- HOLD QUESTION- NAIRE SERIAL NUMBER		TOTAL NUMBER OF ELIGIBLE WOMEN AGE 15-49 IN HOUSEHOLD SCHEDULE COLUMN 9							
		1	2	3	4	5	6	7	8+
0	1	2	2	4	3	6	5	4	
1	1	1	3	1	4	1	6	5	
2	1	2	1	2	5	2	7	6	
3	1	1	2	3	1	3	1	7	
4	1	2	3	4	2	4	2	8	
5	1	1	1	1	3	5	3	1	
6	1	2	2	2	4	6	4	2	
7	1	1	3	3	5	1	5	3	
8	1	2	1	4	1	2	6	4	
9	1	1	2	1	2	3	7	5	
100A	NAME OF SELECTED WOMAN _____				HH LINE NUMBER OF SELECTED WOMAN		<div style="border: 1px solid black; width: 30px; height: 20px; display: inline-block;"></div> <div style="border: 1px solid black; width: 30px; height: 20px; display: inline-block;"></div>		

SELECTION OF MAN FOR THE DOMESTIC VIOLENCE QUESTIONS (PAPER OPTION)

100B	<p>ONLY ONE INDIVIDUAL (ONE WOMAN <u>OR</u> ONE MAN) SHOULD BE SELECTED FOR DOMESTIC VIOLENCE QUESTIONS</p> <p>CHECK COVER PAGE: HOUSEHOLD SELECTED FOR WOMAN'S DV MODULE?</p> <p align="center"> NO <input type="checkbox"/> YES <input type="checkbox"/> → 101 </p>								
<p>LOOK AT THE LAST DIGIT OF THE HOUSEHOLD QUESTIONNAIRE SERIAL NUMBER ON THE COVER PAGE. THIS IS THE ROW NUMBER YOU SHOULD GO TO. CHECK THE TOTAL NUMBER OF ELIGIBLE MEN (COLUMN 9) IN THE HOUSEHOLD SCHEDULE. THIS IS THE COLUMN NUMBER YOU SHOULD GO TO. FOLLOW THE SELECTED ROW AND COLUMN TO THE CELL WHERE THEY MEET AND CIRCLE THE NUMBER IN THE CELL. THIS IS THE NUMBER OF THE MAN SELECTED FOR THE DOMESTIC VIOLENCE QUESTIONS FROM THE LIST OF ELIGIBLE MEN IN COLUMN 9 OF THE HOUSEHOLD SCHEDULE. WRITE THE NAME AND LINE NUMBER OF THE SELECTED MAN IN THE SPACE BELOW THE TABLE.</p> <p>EXAMPLE: THE HOUSEHOLD QUESTIONNAIRE SERIAL NUMBER IS '716' AND THE HOUSEHOLD SCHEDULE COLUMN 9 SHOWS THAT THERE ARE THREE ELIGIBLE MEN AGE 15-54 IN THE HOUSEHOLD (LINE NUMBERS 02, 04, AND 05). SINCE THE LAST DIGIT OF THE HOUSEHOLD SERIAL NUMBER IS '6' GO TO ROW '6' AND SINCE THERE ARE THREE ELIGIBLE MEN IN THE HOUSEHOLD, GO TO COLUMN '3'. FOLLOW THE ROW AND COLUMN AND FIND THE NUMBER IN THE CELL WHERE THEY MEET ('2') AND CIRCLE THE NUMBER. NOW GO TO THE HOUSEHOLD SCHEDULE AND FIND THE SECOND MAN WHO IS ELIGIBLE FOR THE MAN'S INTERVIEW (LINE NUMBER '04' IN THIS EXAMPLE). WRITE HIS NAME AND LINE NUMBER IN THE SPACE BELOW THE TABLE.</p>									
LAST DIGIT OF THE HOUSE- HOLD QUESTION- NAIRE SERIAL NUMBER		TOTAL NUMBER OF ELIGIBLE MEN AGE 15-54 IN HOUSEHOLD SCHEDULE COLUMN 9							
		1	2	3	4	5	6	7	8+
0	1	2	2	4	3	6	5	4	
1	1	1	3	1	4	1	6	5	
2	1	2	1	2	5	2	7	6	
3	1	1	2	3	1	3	1	7	
4	1	2	3	4	2	4	2	8	
5	1	1	1	1	3	5	3	1	
6	1	2	2	2	4	6	4	2	
7	1	1	3	3	5	1	5	3	
8	1	2	1	4	1	2	6	4	
9	1	1	2	1	2	3	7	5	
100C	NAME OF SELECTED MAN _____				HH LINE NUMBER OF SELECTED MAN		<div style="border: 1px solid black; width: 40px; height: 20px; display: inline-block;"></div> <div style="border: 1px solid black; width: 40px; height: 20px; display: inline-block;"></div>		

HOUSEHOLD CHARACTERISTICS

NO.	QUESTIONS AND FILTERS	CODING CATEGORIES	SKIP
101	What is the main source of drinking water for members of your household?	PIPED WATER PIPED INTO DWELLING 11 PIPED TO YARD/PLOT 12 PIPED TO NEIGHBOR 13 PUBLIC TAP/STANDPIPE 14 TUBE WELL OR BOREHOLE 21 DUG WELL PROTECTED WELL 31 UNPROTECTED WELL 32 WATER FROM SPRING PROTECTED SPRING 41 UNPROTECTED SPRING 42 RAINWATER 51 TANKER TRUCK 61 CART WITH SMALL TANK 71 SURFACE WATER (RIVER/DAM/ LAKE/POND/STREAM/CANAL/ IRRIGATION CHANNEL) 81 BOTTLED WATER 91 OTHER _____ 96 <div style="text-align: right;">(SPECIFY)</div>	<div style="position: relative; height: 300px;"> → 106 → 103 → 103 </div>
102	What is the main source of water used by your household for other purposes such as cooking and handwashing?	PIPED WATER PIPED INTO DWELLING 11 PIPED TO YARD/PLOT 12 PIPED TO NEIGHBOR 13 PUBLIC TAP/STANDPIPE 14 TUBE WELL OR BOREHOLE 21 DUG WELL PROTECTED WELL 31 UNPROTECTED WELL 32 WATER FROM SPRING PROTECTED SPRING 41 UNPROTECTED SPRING 42 RAINWATER 51 TANKER TRUCK 61 CART WITH SMALL TANK 71 SURFACE WATER (RIVER/DAM/ LAKE/POND/STREAM/CANAL/ IRRIGATION CHANNEL) 81 OTHER _____ 96 <div style="text-align: right;">(SPECIFY)</div>	<div style="position: relative; height: 300px;"> → 106 </div>
103	Where is that water source located?	IN OWN DWELLING 1 IN OWN YARD/PLOT 2 ELSEWHERE 3	<div style="position: relative; height: 100px;"> → 106 </div>
104	How long does it take to go there, get water, and come back?	MINUTES <div style="display: inline-block; width: 40px; height: 20px; border: 1px solid black;"></div> <div style="display: inline-block; width: 40px; height: 20px; border: 1px solid black;"></div> <div style="display: inline-block; width: 40px; height: 20px; border: 1px solid black;"></div> <div style="display: inline-block; width: 40px; height: 20px; border: 1px solid black;"></div>	
		DON'T KNOW 998	
105	Who usually goes to this source to collect the water for your household? RECORD THE PERSON'S NAME AND LINE NUMBER FROM THE HOUSEHOLD SCHEDULE. IF THE PERSON IS NOT LISTED IN THE HOUSEHOLD ROSTER, RECORD '00'.	NAME _____ LINE NUMBER <div style="display: inline-block; width: 40px; height: 20px; border: 1px solid black;"></div> <div style="display: inline-block; width: 40px; height: 20px; border: 1px solid black;"></div>	

HOUSEHOLD CHARACTERISTICS

NO.	QUESTIONS AND FILTERS	CODING CATEGORIES	SKIP
106	In the last month, has there been any time when your household did not have sufficient quantities of drinking water when needed?	YES 1 NO 2 DON'T KNOW 8	
107	Do you do anything to the water to make it safer to drink?	YES 1 NO 2 DON'T KNOW 8	→ 109
108	What do you usually do to make the water safer to drink? Anything else? RECORD ALL MENTIONED.	BOIL A ADD BLEACH/CHLORINE B STRAIN THROUGH A CLOTH C USE WATER FILTER (CERAMIC/ SAND/COMPOSITE/ETC) D SOLAR DISINFECTION E LET IT STAND AND SETTLE F COVER THE WATER CONTAINER G OTHER X (SPECIFY) DON'T KNOW Z	
109	What kind of toilet facility do members of your household usually use? IF NOT POSSIBLE TO DETERMINE, ASK PERMISSION TO OBSERVE THE FACILITY.	FLUSH OR POUR FLUSH TOILET FLUSH TO PIPED SEWER SYSTEM 11 FLUSH TO SEPTIC TANK 12 FLUSH TO PIT LATRINE 13 FLUSH TO SOMEWHERE ELSE 14 FLUSH, DON'T KNOW WHERE 15 PIT LATRINE VENTILATED IMPROVED PIT LATRINE 21 PIT LATRINE WITH SLAB 22 PIT LATRINE WITHOUT SLAB/OPEN PIT 23 COMPOSTING TOILET 31 BIODIGESTER 32 BUCKET TOILET 41 HANGING TOILET/HANGING LATRINE 51 NO FACILITY/BUSH/FIELD # OTHER 96 (SPECIFY)	→ 117
110	Do you share this toilet facility with other households?	YES 1 NO 2	→ 112
111	Including your own household, how many households use this toilet facility?	NO. OF HOUSEHOLDS IF LESS THAN 10 <input type="text" value="0"/> 10 OR MORE HOUSEHOLDS 95 DON'T KNOW 98	
112	Where is this toilet facility located?	IN OWN DWELLING 1 IN OWN YARD/PLOT 2 ELSEWHERE 3	
113	CHECK 109: CODES 12, 13, 21, <input type="checkbox"/> 22, 23, OR 31 CIRCLED ↓	OTHER <input type="checkbox"/>	→ 117
114	Has your (septic tank/pit latrine/composting toilet) ever been emptied?	YES 1 NO 2 DON'T KNOW 8	→ 117
115	The last time the (septic tank/pit latrine/composting toilet) was emptied, was it emptied by a service provider?	YES 1 NO 2 DON'T KNOW 8	

HOUSEHOLD CHARACTERISTICS

NO.	QUESTIONS AND FILTERS	CODING CATEGORIES	SKIP
116	Where were the contents emptied to?	A TREATMENT PLANT 1 BURIED IN A COVERED PIT 2 UNCOVERED PIT/BUSH/FIELD/ OPEN GROUND 3 SURFACE WATER (RIVER/DAM/ LAKE/POND/STREAM/CANAL/ IRRIGATION CHANNEL) 4 OTHER 6 (SPECIFY) DON'T KNOW 8	
117	In your household, what type of cooking device (cookstove) is mainly used for cooking?	ELECTRIC STOVE 01 SOLAR COOKER 02 LIQUEFIED PETROLEUM GAS (LPG)/ COOKING GAS STOVE 03 PIPED NATURAL GAS STOVE 04 BIOGAS STOVE 05 LIQUID FUEL STOVE 06 MANUFACTURED SOLID FUEL STOVE (JIKO) .. 07 TRADITIONAL SOLID FUEL STOVE 08 THREE STONE STOVE/OPEN FIRE 09 NO FOOD COOKED IN HOUSEHOLD 95 OTHER 96 (SPECIFY)	 → 121 → 120 → 120 → 123 → 120
118	Does the stove have a chimney?	YES 1 NO 2 DON'T KNOW 8	
119	Does the stove have a fan?	YES 1 NO 2 DON'T KNOW 8	
120	What type of fuel or energy source is used in this cookstove?	ALCOHOL/ETHANOL 01 GASOLINE/DIESEL 02 KEROSENE/PARAFFIN 03 COAL/LIGNITE 04 CHARCOAL 05 WOOD 06 STRAW/SHRUBS/GRASS 07 AGRICULTURAL CROP 08 ANIMAL DUNG/WASTE 09 PROCESSED BIOMASS (PELLETS) OR WOODCHIPS 10 GARBAGE/PLASTIC 11 SAWDUST 12 OTHER 96 (SPECIFY)	
121	Is the cooking usually done in the house, in a separate building, or outdoors?	IN THE HOUSE 1 IN A SEPARATE BUILDING 2 OUTDOORS 3 OTHER 6 (SPECIFY)	 → 123
122	Do you have a separate room which is used as a kitchen?	YES 1 NO 2	

HOUSEHOLD CHARACTERISTICS

NO.	QUESTIONS AND FILTERS	CODING CATEGORIES	SKIP
123	What does this household use to heat the home when needed?	MANUFACTURED SPACE HEATER 01 TRADITIONAL SPACE HEATER 02 MANUFACTURED COOKSTOVE (JIKO) 03 TRADITIONAL COOKSTOVE 04 THREE STONE STOVE/OPEN FIRE 05 FIREPLACE 06 CENTRAL HEATING 07 NO HEATING IN HOUSEHOLD 95 OTHER 96 <div style="text-align: center;">(SPECIFY)</div>	 → 125 → 125 → 126 → 125
124	Does it have a chimney?	YES 1 NO 2 DON'T KNOW 8	
125	What type of fuel or energy source is used in this heater?	ELECTRICITY 01 PIPED NATURAL GAS 02 SOLAR AIR HEATER 03 LIQUEFIED PETROLEUM GAS (LPG)/ COOKING GAS 04 BIOGAS 05 ALCOHOL/ETHANOL 06 GASOLINE/DIESEL 07 KEROSENE/PARAFFIN 08 COAL/LIGNITE 09 CHARCOAL 10 WOOD 11 STRAW/SHRUBS/GRASS 12 AGRICULTURAL CROP 13 ANIMAL DUNG/WASTE 14 PROCESSED BIOMASS (PELLETS) OR WOODCHIPS 15 GARBAGE/PLASTIC 16 SAWDUST 17 OTHER 96 <div style="text-align: center;">(SPECIFY)</div>	
126	At night, what does your household mainly use to light the home?	ELECTRICITY 01 SOLAR LANTERN 02 RECHARGEABLE FLASHLIGHT, TORCH OR LANTERN 03 BATTERY POWERED FLASHLIGHT, TORCH OR LANTERN 04 BIOGAS LAMP 05 GASOLINE LAMP 06 KEROSENE OR PARAFFIN LAMP 07 CHARCOAL 08 WOOD 09 STRAW/SHRUBS/GRASS 10 AGRICULTURAL CROP 11 ANIMAL DUNG/WASTE 12 OIL LAMP 13 CANDLE 14 NO LIGHTING IN HOUSEHOLD 95 OTHER 96 <div style="text-align: center;">(SPECIFY)</div>	
127	How many rooms in this household are used for sleeping?	ROOMS <div style="border: 1px solid black; width: 30px; height: 20px; display: inline-block;"></div> <div style="border: 1px solid black; width: 30px; height: 20px; display: inline-block;"></div>	
127A	Does your household own this structure (house, flat, shack), do you pay rent, or do you live here without paying rent?	OWNS 1 PAYS RENT/LEASE 2 NO RENT WITH CONSENT OF OWNER 3 NO RENT, SQUATTING 4	

HOUSEHOLD CHARACTERISTICS

NO.	QUESTIONS AND FILTERS	CODING CATEGORIES	SKIP																	
127B	Does your household own the land on which the structure (house, flat, shack) sits?	OWNS 1 PAYS RENT/LEASE 2 NO RENT WITH CONSENT OF OWNER 3 NO RENT, SQUATTING 4																		
128	Does this household own any livestock, herds, other farm animals, or poultry?	YES 1 NO 2	→ 130																	
129	How many of the following animals does this household own? IF NONE, RECORD '00'. IF 95 OR MORE, RECORD '95'. IF UNKNOWN, RECORD '98'. a) Local cattle (indigenous)? b) Exotic/grade cattle? c) Horses, donkeys, or camels? d) Goats? e) Sheep? f) Chickens or other poultry? g) Pigs?	a) LOCAL CATTLE (INDIGENOUS) <table border="1"><tr><td></td><td></td></tr></table> b) EXOTIC/GRADE CATTLE/ CROSSBREED <table border="1"><tr><td></td><td></td></tr></table> c) HORSES/DONKEYS/CAMELS <table border="1"><tr><td></td><td></td></tr></table> d) GOATS <table border="1"><tr><td></td><td></td></tr></table> e) SHEEP <table border="1"><tr><td></td><td></td></tr></table> f) CHICKEN/OTHER POULTRY <table border="1"><tr><td></td><td></td></tr></table> g) PIGS <table border="1"><tr><td></td><td></td></tr></table>																		
130	Does any member of this household own any agricultural land?	YES 1 NO 2	→ 131A																	
131	How many acres or hectares of agricultural land do members of this household own? ACRES/HECTARES: IF 995 OR MORE, RECORD '995.0' IN APPROPRIATE BOX. PLOT SIZE (SQ FT): IF 999995 OR MORE, RECORD '999995.0' IN APPROPRIATE BOX	ACRES 1 <table border="1"><tr><td></td><td></td><td></td><td></td></tr></table> . <table border="1"><tr><td></td></tr></table> HECTARES 2 <table border="1"><tr><td></td><td></td><td></td><td></td></tr></table> . <table border="1"><tr><td></td></tr></table> PLOT SIZE (SQ FT) 3 <table border="1"><tr><td></td><td></td><td></td><td></td><td></td><td></td></tr></table> . <table border="1"><tr><td></td></tr></table> DON'T KNOW 999998																		
131A	Does any member of this household own any non-agricultural land?	YES 1 NO 2	→ 132																	
131B	How many acres or hectares of non-agricultural land do members of this household own? ACRES/HECTARES: IF 995 OR MORE, RECORD '995.0' IN APPROPRIATE BOX. PLOT SIZE (SQ FT): IF 999995 OR MORE, RECORD '999995.0' IN APPROPRIATE BOX	ACRES 1 <table border="1"><tr><td></td><td></td><td></td><td></td></tr></table> . <table border="1"><tr><td></td></tr></table> HECTARES 2 <table border="1"><tr><td></td><td></td><td></td><td></td></tr></table> . <table border="1"><tr><td></td></tr></table> PLOT SIZE (SQ FT) 3 <table border="1"><tr><td></td><td></td><td></td><td></td><td></td><td></td></tr></table> . <table border="1"><tr><td></td></tr></table> DON'T KNOW 999998																		

HOUSEHOLD CHARACTERISTICS

NO.	QUESTIONS AND FILTERS	CODING CATEGORIES		SKIP
132	Does your household have:	YES	NO	
	a) Electricity?	a) ELECTRICITY 1	2	
	b) A radio?	b) RADIO 1	2	
	c) A television?	c) TELEVISION 1	2	
	d) A non-mobile telephone?	d) NON-MOBILE TELEPHONE .. 1	2	
	e) A computer?	e) COMPUTER 1	2	
	f) A refrigerator?	f) REFRIGERATOR 1	2	
	g) A solar panel?	g) SOLAR PANEL 1	2	
	h) A table?	h) TABLE 1	2	
	i) A chair?	i) CHAIR 1	2	
	j) A sofa?	j) SOFA 1	2	
	k) A bed?	k) BED 1	2	
	l) A cupboard?	l) CUPBOARD 1	2	
	m) A clock?	m) CLOCK 1	2	
	n) A microwave oven?	n) MICROWAVE OVEN 1	2	
	o) A DVD player?	o) DVD PLAYER 1	2	
	p) A cassette or CD player?	p) CASSETTE/CD PLAYI..... 1	2	
133	Does any member of this household own:	YES	NO	
	a) A watch?	a) WATCH 1	2	
	b) A mobile phone?	b) MOBILE PHONE 1	2	
	c) A bicycle?	c) BICYCLE 1	2	
	d) A motorcycle or motor scooter?	d) MOTORCYCLE/SCOOTER 1	2	
	e) An animal-drawn cart?	e) ANIMAL-DRAWN CART 1	2	
	f) A car or truck?	f) CAR/TRUCK 1	2	
	g) A boat with a motor?	g) BOAT WITH MOTOR 1	2	
134	Does any member of this household have an account in a bank or other financial institution?	YES 1	2	
		NO 2		
134A	Does this household receive a cash transfer or any social assistance from any of the following:	YES	NO	
	a) National government?	a) NATIONAL GOVERNMENT 1	2	
	b) County government?	b) COUNTY GOVERNMENT 1	2	
	c) NGO, CBO, or other charitable organization?	c) NGOS/CBOS/OTHER CHARITABLE ORGANIZATIONS... 1	2	
	d) Church, mosque, or any other religious organization?	d) CHURCH/MOSQUE/ OTHER RELIGIOUS ORGANIZATION.... 1	2	
	e) Friends, relatives, or neighbours?	e) FRIENDS/RELATIVES/NEIGHBOR!.. 1	2	
134B	CHECK 134A: ANY YES? <div style="display: flex; justify-content: space-around; align-items: center;"> <div>AT LEAST 1 YES <input type="checkbox"/></div> <div>ALL NO <input type="checkbox"/></div> </div>			→ 134D
134C	For what reason does the household receive a cash transfer or social assistance? Any other reason? RECORD ALL MENTIONED.	ORPHANED CHILDREN 18 YEARS OR YOUNG .. A ELDERLY PERSON B PERSON WITH SEVERE DISABILITY C URBAN FOOD SUBSIDY D FOOD AID FOR PERSONS IN ARID AND SEMI-ARID LANDS E HEALTH VOUCHER F FOOD/CASH FOR WORK G SCHOOL FEEDING H HUNGER SAFETY NET PROGRAMME I COVID-19 RELIEF J OTHER X <div style="text-align: center;">(SPECIFY)</div>		
134D	Is any member of this household registered to a mobile money platform such as Mpesa, Airtel money, etc.?	YES 1	2	
		NO 2		
135	Does any member of this household use a mobile phone to make financial transactions such as sending or receiving money, paying bills, purchasing goods or services, or receiving wages?	YES 1	2	
		NO 2		

HOUSEHOLD CHARACTERISTICS

NO.	QUESTIONS AND FILTERS	CODING CATEGORIES	SKIP
135A	Now I would like to ask you about road traffic accidents that anyone in your household may have been involved in. During the past 12 months, was anyone in your household killed in a road traffic accident?	YES 1 NO 2	→ 135C
135B	During the past 12 months, how many household members were killed in a road traffic accident?	NUMBER OF HH MEMBERS <input type="text"/>	
135C	During the past 12 months, was anyone in your household injured in a road traffic accident, with injuries severe enough that for at least one day they could not carry out their normal daily activities?	YES 1 NO 2	→ 135E
135D	During the past 12 months, how many household members were injured in a road traffic accident, with injuries severe enough that for at least one day they could not carry out their normal daily activities?	NUMBER OF HH MEMBERS <input type="text"/>	
135E	Has any member of this household ever been tested for COVID-19 disease?	YES 1 NO 2 DON'T KNOW 8	→ 135I
135F	Including yourself, how many members of this household have been tested for COVID-19 disease?	NUMBER OF HH MEMBERS <input type="text"/>	
135G	Has any member of this household ever tested positive for COVID-19 disease?	YES 1 NO 2 DON'T KNOW 8	→ 135I
135H	Including yourself, how many members of this household have tested positive for COVID-19 disease?	NUMBER OF HH MEMBERS <input type="text"/>	
135I	Has any member of this household died from COVID-19 related complications?	YES 1 NO 2 DON'T KNOW 8	→ 135K
135J	How many members of this household have died from COVID-19 related complications?	NUMBER OF HH MEMBERS <input type="text"/>	
135K	Has any member of this household ever received vaccination against COVID-19?	YES 1 NO 2 DON'T KNOW 8	→ 136
135L	How many members of this household have received vaccination against COVID-19?	NUMBER OF HH MEMBERS <input type="text"/>	
136	How often does anyone smoke tobacco inside your house? Would you say daily, weekly, monthly, less often than once a month, or never?	DAILY 1 WEEKLY 2 MONTHLY 3 LESS OFTEN THAN ONCE A MONTH 4 NEVER 5	
137	Does your household have any mosquito nets?	YES 1 NO 2	→ 148A
138	How many mosquito nets does your household have? IF 7 OR MORE NETS, RECORD '7'.	NUMBER OF NETS <input type="text"/>	

MOSQUITO NETS

NO.	QUESTIONS AND FILTERS	CODING CATEGORIES	SKIP
	ASK THE RESPONDENT TO SHOW YOU ALL THE NETS IN THE HOUSEHOLD. OBSERVE AND ANSWER THE QUESTIONS FOR EACH NET, ONE BY ONE.		
139	ASSIGN EACH NET A SEQUENTIAL NUMBER AND RECORD THE NUMBER HERE.	NET NUMBER <input type="text"/> <input type="text"/>	
140	WAS THIS NET OBSERVED?	OBSERVED 1 NOT OBSERVED 2	
141	How many months ago did your household get the mosquito net? IF LESS THAN ONE MONTH AGO, RECORD '00'.	MONTHS AGO <input type="text"/> <input type="text"/> MORE THAN 36 MONTHS AGO 95 NOT SURE 98	
142	OBSERVE OR ASK BRAND/TYPE OF MOSQUITO NET. IF BRAND IS UNKNOWN AND YOU CANNOT OBSERVE THE NET, SHOW PICTURES OF TYPICAL NET TYPES/BRANDS TO RESPONDENT.	LONG-LASTING INSECTICIDE-TREATED NET (LLIN) OLYSET (SUPANET EXTRA) 11 PERMANET (SUPANET EXTRA) 12 NETPROTECT 13 YORKOOL 14 DAWA PLUS 15 DURANET 16 MAGNET 17 OTHER/DON'T KNOW BRAND (LLIN) 18 OTHER TYPE (NOT LLIN) 96 DON'T KNOW TYPE 98	
143	Did you get the net through a mass distribution campaign, during an antenatal care visit, or during an immunization visit?	YES, MASS DISTRIBUTION CAMPAIGN 1 YES, ANC 2 YES, CHILD WELFARE VISIT 3 NO 4	→ 145
144	Where did you get the net?	GOVERNMENT HEALTH FACILITY 01 PRIVATE HEALTH FACILITY 02 PHARMACY 03 SHOP/MARKET 04 CHW 05 RELIGIOUS INSTITUTION 06 SCHOOL 07 OTHER 96 DON'T KNOW 98	
145	Did anyone sleep under this mosquito net last night?	YES 1 NO 2 NOT SURE 8	→ 147 → 148

MOSQUITO NETS

NO.	QUESTIONS AND FILTERS	CODING CATEGORIES	SKIP
146	<p>Who slept under this mosquito net last night?</p> <p>RECORD THE PERSON'S NAME AND LINE NUMBER FROM HOUSEHOLD SCHEDULE.</p>	<div>NAME _____</div> <div>LINE NUMBER <input type="text"/> <input type="text"/></div> <hr/> <div>NAME _____</div> <div>LINE NUMBER <input type="text"/> <input type="text"/></div> <hr/> <div>NAME _____</div> <div>LINE NUMBER <input type="text"/> <input type="text"/></div> <hr/> <div>NAME _____</div> <div>LINE NUMBER <input type="text"/> <input type="text"/></div>	<div>→ 148</div>
147	<p>What was the main reason this net was not used last night?</p>	<div>TOO HOT 01</div> <div>DON'T LIKE NET SHAPE/COLOR/SIZE 02</div> <div>DON'T LIKE SMELL 03</div> <div>UNABLE TO HANG NET 04</div> <div>SLEPT OUTDOORS 05</div> <div>USUAL USER DIDN'T SLEEP HERE</div> <div> LAST NIGHT 06</div> <div>NO MOSQUITOES/NO MALARIA 07</div> <div>EXTRA NET/SAVING FOR LATER 08</div> <div>NET TOO SMALL/SHORT 09</div> <div>NET BROUGHT BEDBUGS 10</div> <div>OTHER _____ 96</div> <div align="center">(SPECIFY)</div>	
148	<p>GO BACK TO 139 FOR NEXT NET; OR, IF NO MORE NETS, GO TO 148A.</p>		

HOUSEHOLD FOOD CONSUMPTION

NO.	QUESTIONS AND FILTERS	CODING CATEGORIES	SKIP
148A	In the past 7 days, were there times when you did not have food or enough money to buy food?	YES 1 NO 2	→ 148C
148B	In the past 7 days, how many days did your household have to: a) Rely on less preferred, less expensive food? b) Borrow food or rely on help from friends or relatives? c) Reduce the number of meals eaten per day? d) Reduce the portion size of meals? e) Reduce the quantities eaten by the (adults / mothers of young children)?	NUMBER OF DAYS a) LESS PREFERRED FOOD <input type="text"/> b) BORROW FOOD <input type="text"/> c) NUMBER OF MEALS <input type="text"/> d) PORTION SIZE OF MEALS <input type="text"/> e) MEALS FOR ADULTS / MOTHERS <input type="text"/>	

HOUSEHOLD FOOD CONSUMPTION

NO.	QUESTIONS AND FILTERS	CODING CATEGORIES	SKIP									
148C	<p>A Now, I would like to talk to you about the food consumed by your household during the past 7 days. How many days during the past 7 days, did members of your household consume the following food items, prepared or eaten at home?</p>	<p align="center">NUMBER OF DAYS EATEN IN PAST 7 DAYS</p>	<p>B What was the main source of the (NAME OF FOOD ITEM)?</p> <p align="center">SEE SOURCE CODES BELOW</p>									
	a) Cereals and grains such as rice, pasta, bread, sorghum, millet, or maize?	<input type="checkbox"/> ONE OR MORE <input type="checkbox"/> ZERO	<input type="text"/> <input type="text"/>									
	b) Roots and tubers such as potato, yam, cassava, normal sweet potatoes, taro, cooking banana/plantain or other tubers?	<input type="checkbox"/> ONE OR MORE <input type="checkbox"/> ZERO	<input type="text"/> <input type="text"/>									
	c) Pulses/nuts such as beans, cowpeas, peanuts, lentils, soy, pigeon peas, or other nuts?	<input type="checkbox"/> ONE OR MORE <input type="checkbox"/> ZERO	<input type="text"/> <input type="text"/>									
	d) Orange vegetables such as carrots, red peppers, pumpkin, orange sweet potato?	<input type="checkbox"/> ONE OR MORE <input type="checkbox"/> ZERO	<input type="text"/> <input type="text"/>									
	e) Green leafy vegetables such as sukuma wiki, spinach, broccoli, amaranth, cassava leaves, or other dark green leaves?	<input type="checkbox"/> ONE OR MORE <input type="checkbox"/> ZERO	<input type="text"/> <input type="text"/>									
	f) Other vegetables such as onion, tomatoes, cabbage, cucumber, cooking banana/plantain, radishes, green beans, peas, lettuce?	<input type="checkbox"/> ONE OR MORE <input type="checkbox"/> ZERO	<input type="text"/> <input type="text"/>									
	g) Orange fruits such as mango, paw paw, tree tomato?	<input type="checkbox"/> ONE OR MORE <input type="checkbox"/> ZERO	<input type="text"/> <input type="text"/>									
	h) Other fruits such as banana, apple, lemon?	<input type="checkbox"/> ONE OR MORE <input type="checkbox"/> ZERO	<input type="text"/> <input type="text"/>									
	i) Meat such as goat, beef, chicken, pork? (meat in large quantities and not as a condiment)	<input type="checkbox"/> ONE OR MORE <input type="checkbox"/> ZERO	<input type="text"/> <input type="text"/>									
	j) Liver, kidney, heart, or other organ meats?	<input type="checkbox"/> ONE OR MORE <input type="checkbox"/> ZERO	<input type="text"/> <input type="text"/>									
	k) Fish or shellfish such as dried fish, canned tuna, or other seafood? (seafood in large quantities and not as a condiment)	<input type="checkbox"/> ONE OR MORE <input type="checkbox"/> ZERO	<input type="text"/> <input type="text"/>									
	l) Eggs?	<input type="checkbox"/> ONE OR MORE <input type="checkbox"/> ZERO	<input type="text"/> <input type="text"/>									
	m) Milk and other dairy products such as yogurt or cheese?	<input type="checkbox"/> ONE OR MORE <input type="checkbox"/> ZERO	<input type="text"/> <input type="text"/>									
	n) Oil, fat, and butter?	<input type="checkbox"/> ONE OR MORE <input type="checkbox"/> ZERO	<input type="text"/> <input type="text"/>									
	o) Sugar or sweet things such as honey, jam, cakes, candy, biscuits, pastries, sugary drinks?	<input type="checkbox"/> ONE OR MORE <input type="checkbox"/> ZERO	<input type="text"/> <input type="text"/>									
	p) Condiments and spices such as tea, coffee, cocoa, salt, garlic, spices, yeast, baking powder, tomato sauce, meat or fish in very small quantities as condiments?	<input type="checkbox"/> ONE OR MORE <input type="checkbox"/> ZERO	<input type="text"/> <input type="text"/>									
	(GO TO 149)											
	<p>CODES FOR Q. 148CB SOURCE OF FOOD</p> <table> <tr> <td>21 = OWN PRODUCTION (CROPS, ANIMALS)</td> <td>24 = PURCHASED</td> <td>27 = GIFT FROM FAMILY, FRIENDS</td> </tr> <tr> <td>22 = FISHING, HUNTING, GATHERING</td> <td>25 = BEGGED</td> <td>28 = FOOD AID FROM CIVIL SOCIETY, NGO, GOVERNMENT</td> </tr> <tr> <td>23 = LOANED, BORROWED</td> <td>26 = EXCHANGED FOR LABOR</td> <td>96 = OTHER</td> </tr> </table>			21 = OWN PRODUCTION (CROPS, ANIMALS)	24 = PURCHASED	27 = GIFT FROM FAMILY, FRIENDS	22 = FISHING, HUNTING, GATHERING	25 = BEGGED	28 = FOOD AID FROM CIVIL SOCIETY, NGO, GOVERNMENT	23 = LOANED, BORROWED	26 = EXCHANGED FOR LABOR	96 = OTHER
21 = OWN PRODUCTION (CROPS, ANIMALS)	24 = PURCHASED	27 = GIFT FROM FAMILY, FRIENDS										
22 = FISHING, HUNTING, GATHERING	25 = BEGGED	28 = FOOD AID FROM CIVIL SOCIETY, NGO, GOVERNMENT										
23 = LOANED, BORROWED	26 = EXCHANGED FOR LABOR	96 = OTHER										

ADDITIONAL HOUSEHOLD CHARACTERISTICS

NO.	QUESTIONS AND FILTERS	CODING CATEGORIES	SKIP
149	We would like to learn about the places that households use to wash their hands. Can you please show me where members of your household most often wash their hands?	OBSERVED, FIXED PLACE 1 OBSERVED, MOBILE 2 NOT OBSERVED, NOT IN DWELLING/YARD/PLOT 3 NOT OBSERVED, NO PERMISSION TO SEE .. 4 NOT OBSERVED, OTHER REASON 5	<div style="border: 1px solid black; padding: 2px; display: inline-block;"> → 152 </div>
150	OBSERVE PRESENCE OF WATER AT THE PLACE FOR HANDWASHING. RECORD OBSERVATION.	WATER IS AVAILABLE 1 WATER IS NOT AVAILABLE 2	
151	OBSERVE PRESENCE OF SOAP, DETERGENT, OR OTHER CLEANSING AGENT AT THE PLACE FOR HANDWASHING. RECORD OBSERVATION.	SOAP OR DETERGENT (BAR, LIQUID, POWDER, PASTE) A ASH, MUD, SAND B NONE Y	
152	OBSERVE MAIN MATERIAL OF THE FLOOR OF THE DWELLING. RECORD OBSERVATION.	NATURAL FLOOR EARTH/SAND 11 DUNG 12 RUDIMENTARY FLOOR WOOD PLANKS 21 PALM/BAMBOO 22 FINISHED FLOOR PARQUET OR POLISHED WOOD 31 VINYL OR ASPHALT STRIPS 32 CERAMIC TILES 33 CEMENT 34 CARPET 35 OTHER _____ 96 (SPECIFY)	
153	OBSERVE MAIN MATERIAL OF THE ROOF OF THE DWELLING. RECORD OBSERVATION.	NATURAL ROOFING NO ROOF 11 THATCH/GRASS/MAKUTI 12 SOD/MUD/DUNG 13 RUDIMENTARY ROOFING RUSTIC MAT 21 PALM/BAMBOO 22 WOOD PLANKS 23 CARDBOARD 24 TIN CANS 25 FINISHED ROOFING IRON SHEETS/METAL 31 WOOD 32 CALAMINE/CEMENT FIBER 33 CERAMIC TILES 34 CEMENT 35 ROOFING SHINGLES 36 ASBESTOS SHEET 37 OTHER _____ 96 (SPECIFY)	

ADDITIONAL HOUSEHOLD CHARACTERISTICS

NO.	QUESTIONS AND FILTERS	CODING CATEGORIES	SKIP
154	<p>OBSERVE MAIN MATERIAL OF THE EXTERIOR WALLS OF THE DWELLING.</p> <p>RECORD OBSERVATION.</p>	<p>NATURAL WALLS</p> <p>NO WALLS 11</p> <p>CANE/PALM/TRUNKS 12</p> <p>DIRT 13</p> <p>RUDIMENTARY WALLS</p> <p>BAMBOO WITH MUD 21</p> <p>STONE WITH MUD 22</p> <p>UNCOVERED ADOBE 23</p> <p>PLYWOOD 24</p> <p>CARDBOARD 25</p> <p>REUSED WOOD 26</p> <p>IRON SHEETS 27</p> <p>FINISHED WALLS</p> <p>CEMENT 31</p> <p>STONE WITH LIME/CEMENT 32</p> <p>BRICKS 33</p> <p>CEMENT BLOCKS 34</p> <p>COVERED ADOBE 35</p> <p>WOOD PLANKS/SHINGLES 36</p> <p>OTHER _____ 96</p> <p align="center">(SPECIFY)</p>	

INPATIENT HEALTH EXPENDITURES

NO.	QUESTIONS AND FILTERS	CODING CATEGORIES	SKIP
201	CHECK COLUMN 30 IN HOUSEHOLD SCHEDULE: <div style="display: flex; justify-content: space-around;"> <div>ONE OR MORE INPATIENTS <input type="checkbox"/></div> <div>NO INPATIENTS <input type="checkbox"/></div> </div>		301
202	Now I would like to ask some questions about the household members who stayed overnight in a health facility in the last 12 months.		
203	CHECK COLUMN 30 IN HOUSEHOLD SCHEDULE: ENTER THE NAME FROM COLUMN 2 AND LINE NUMBER FROM COLUMN 1 OF ALL HOUSEHOLD MEMBERS WHO WERE INPATIENTS, STARTING WITH THE FIRST ONE. INPATIENT NAME _____ LINE NUMBER <input type="text"/> <input type="text"/>		
204	How much money was spent on treatment and services (NAME) received during the overnight stay? We want to know about all the costs for the stay, including any charges paid in cash, by insurance, or in kind for laboratory tests, drugs, or other items.	COST <input type="text"/> <input type="text"/> <input type="text"/> <input type="text"/> <input type="text"/> <input type="text"/> NO COST/FREE000000 DON'T KNOW 999998	206
205	How much of the total costs was paid: a) In cash? b) By NHIF? c) By private insurance? d) In kind? e) By another means? _____ (SPECIFY) IF THE RESPONDENT CANNOT ESTIMATE, RECORD 99998 FOR DON'T KNOW.	a) CASH . . <input type="text"/> <input type="text"/> <input type="text"/> <input type="text"/> <input type="text"/> <input type="text"/> b) NHIF . . <input type="text"/> <input type="text"/> <input type="text"/> <input type="text"/> <input type="text"/> <input type="text"/> PRIVATE c) INSUR. <input type="text"/> <input type="text"/> <input type="text"/> <input type="text"/> <input type="text"/> <input type="text"/> d) IN KIND <input type="text"/> <input type="text"/> <input type="text"/> <input type="text"/> <input type="text"/> <input type="text"/> e) OTHER <input type="text"/> <input type="text"/> <input type="text"/> <input type="text"/> <input type="text"/> <input type="text"/> NO COST/FREE000000 DON'T KNOW 999998	
206	CHECK COLUMN 30 IN THE HOUSEHOLD SCHEDULE: ANY MORE INPATIENTS? <div style="display: flex; justify-content: space-around;"> <div>MORE INPATIENTS <input type="checkbox"/></div> <div>NO MORE INPATIENTS <input type="checkbox"/></div> </div> (GO TO 203 FOR NEXT INPATIENT)		301

OUTPATIENT HEALTH EXPENDITURES

NO.	QUESTIONS AND FILTERS	CODING CATEGORIES	SKIP
301	<p>CHECK COLUMN 32 IN HOUSEHOLD SCHEDULE:</p> <p align="center"> ONE OR MORE <input type="checkbox"/> OUTPATIENTS </p> <p align="center"> NO <input type="checkbox"/> OUTPATIENTS </p> <p align="right">→ 306A</p>		
302	Now I would like to ask some questions about the household members who received care from a health provider, a pharmacy, or a traditional healer without staying overnight at a health facility in the last 4 weeks.		
303	<p>CHECK COLUMN 32 IN HOUSEHOLD SCHEDULE: ENTER THE NAME FROM COLUMN 2 AND LINE NUMBER FROM COLUMN 1 OF ALL HOUSEHOLD MEMBERS WHO WERE INPATIENTS, STARTING WITH THE FIRST ONE.</p> <p>OUTPATIENT NAME _____ LINE NUMBER <input type="text"/> <input type="text"/></p>		
304	<p>How much money was spent on treatment and services (NAME) received during the outpatient visit? We want to know about all the costs for the visit, including any charges paid in cash, by insurance, or in kind for laboratory tests, drugs, or other items.</p>	<p>COST <input type="text"/> <input type="text"/> <input type="text"/> <input type="text"/> <input type="text"/> <input type="text"/></p> <p>NO COST/FREE000000</p> <p>DON'T KNOW999998</p> <p align="right">→ 306</p>	
305	<p>How much of the total costs was paid:</p> <p>a) In cash?</p> <p>b) By NHIF?</p> <p>c) By private insurance?</p> <p>d) In kind?</p> <p>e) By another means? _____ (SPECIFY)</p> <p>IF THE RESPONDENT CANNOT ESTIMATE, RECORD 99998 FOR DON'T KNOW.</p>	<p>a) CASH .. <input type="text"/> <input type="text"/> <input type="text"/> <input type="text"/> <input type="text"/> <input type="text"/></p> <p>b) NHIF .. <input type="text"/> <input type="text"/> <input type="text"/> <input type="text"/> <input type="text"/> <input type="text"/></p> <p>PRIVATE</p> <p>c) INSUR. <input type="text"/> <input type="text"/> <input type="text"/> <input type="text"/> <input type="text"/> <input type="text"/></p> <p>d) IN KIND <input type="text"/> <input type="text"/> <input type="text"/> <input type="text"/> <input type="text"/> <input type="text"/></p> <p>e) OTHER <input type="text"/> <input type="text"/> <input type="text"/> <input type="text"/> <input type="text"/> <input type="text"/></p> <p>NO COST/FREE000000</p> <p>DON'T KNOW999998</p>	
306	<p>CHECK COLUMN 33 IN THE HOUSEHOLD SCHEDULE: ANY MORE OUTPATIENTS?</p> <p align="center"> MORE <input type="checkbox"/> OUTPATIENT </p> <p align="center"> NO MORE <input type="checkbox"/> OUTPATIENTS </p> <p align="center"> (GO TO 303 FOR NEXT OUTPATIENT) </p>		
306A	<p>I would like to check whether the salt used in your household is iodized. May I have a sample of the salt used to cook meals in your household?</p> <p>TEST SALT FOR IODINE.</p>	<p>SALT TESTED</p> <p>IODINE PRESENT 1</p> <p>NO IODINE 2</p> <p>SALT NOT TESTED</p> <p>HOUSEHOLD USES SALT BUT THERE IS NO SALT IN THE HOUSEHOLD 3</p> <p>HOUSEHOLD DOES NOT USE SALT 4</p> <p>SALT NOT TESTED 6 (SPECIFY REASON)</p>	

FOLLOW-ON STUDY CONSENT

400 In the coming days, another team from Kenya National Bureau of Statistics would like to visit your household to ask additional questions about health and health care services. The information will be used by the Government of Kenya to plan strategies and programs aimed at improving the health and health services in your community. On behalf of your household, your permission is completely voluntary and you can withdraw this permission at any time. However, we hope you will agree.

Do you have any questions?
Do you agree to another visit by a Kenya National Bureau of Statistics team?

SIGNATURE OF INTERVIEWER _____ DATE _____

RESPONDENT AGREES
TO BE REVISITED . . 1 RESPONDENT DOES NOT AGREE
TO BE REVISITED . . 2

401	RECORD THE TIME.	HOURS	<div></div>	<div></div>
		MINUTES	<div></div>	<div></div>

INTERVIEWER'S OBSERVATIONS
TO BE FILLED IN AFTER COMPLETING INTERVIEW

COMMENTS ABOUT INTERVIEW:

COMMENTS ON SPECIFIC QUESTIONS:

ANY OTHER COMMENTS:

SUPERVISOR'S OBSERVATIONS

2022 KENYA DEMOGRAPHIC AND HEALTH SURVEY (KDHS)
 HOUSEHOLD QUESTIONNAIRE - SHORT VERSION

KENYA
 KENYA NATIONAL BUREAU OF STATISTICS

SHORT

IDENTIFICATION					
COUNTY	<input style="width: 90%;" type="text"/>				
SUB COUNTY	<input style="width: 90%;" type="text"/>				
LOCATION	<input style="width: 90%;" type="text"/>				
SUB LOCATION	<input style="width: 90%;" type="text"/>				
KDHS CLUSTER NUMBER	<input style="width: 80%;" type="text"/>				<input style="width: 20px; height: 20px;" type="text"/> <input style="width: 20px; height: 20px;" type="text"/>
HOUSEHOLD NUMBER	<input style="width: 80%;" type="text"/>				<input style="width: 20px; height: 20px;" type="text"/> <input style="width: 20px; height: 20px;" type="text"/>
NAME OF HOUSEHOLD HEAD	<input style="width: 90%;" type="text"/>				
HOUSEHOLD SELECTED FOR MAN'S SURVEY? (1=YES, 2=NO)	<input style="width: 80%;" type="text"/>				<div style="border: 1px solid black; padding: 2px; width: 20px; margin: 0 auto;">2</div>
HOUSEHOLD SELECTED FOR WOMAN'S DV MODULE? (1=YES, 2=NO)	<input style="width: 80%;" type="text"/>				<div style="border: 1px solid black; padding: 2px; width: 20px; margin: 0 auto;">1</div>
INTERVIEWER VISITS					
	1	2	3	FINAL VISIT	
DATE	<input style="width: 80%;" type="text"/>	<input style="width: 80%;" type="text"/>	<input style="width: 80%;" type="text"/>	DAY	<input style="width: 20px; height: 20px;" type="text"/> <input style="width: 20px; height: 20px;" type="text"/>
				MONTH	<input style="width: 20px; height: 20px;" type="text"/> <input style="width: 20px; height: 20px;" type="text"/>
				YEAR	<div style="border: 1px solid black; padding: 2px; width: 20px; margin: 0 auto;">2</div>
INTERVIEWER'S NAME	<input style="width: 80%;" type="text"/>	<input style="width: 80%;" type="text"/>	<input style="width: 80%;" type="text"/>	INT. NUMBER	<div style="border: 1px solid black; padding: 2px; width: 20px; margin: 0 auto;">0</div>
RESULT*	<input style="width: 80%;" type="text"/>	<input style="width: 80%;" type="text"/>	<input style="width: 80%;" type="text"/>	RESULT*	<input style="width: 20px; height: 20px;" type="text"/>
NEXT VISIT: DATE	<input style="width: 80%;" type="text"/>	<input style="width: 80%;" type="text"/>	<input style="width: 80%;" type="text"/>	TOTAL NUMBER OF VISITS	
TIME	<input style="width: 80%;" type="text"/>	<input style="width: 80%;" type="text"/>	<input style="width: 80%;" type="text"/>	<input style="width: 20px; height: 20px;" type="text"/>	
*RESULT CODES: 1 COMPLETED 2 NO HOUSEHOLD MEMBER AT HOME OR NO COMPETENT RESPONDENT AT HOME AT TIME OF VISIT 3 ENTIRE HOUSEHOLD ABSENT FOR EXTENDED PERIOD OF TIME 4 POSTPONED 5 REFUSED 6 DWELLING VACANT OR ADDRESS NOT A DWELLING 7 DWELLING DESTROYED 8 DWELLING NOT FOUND 9 OTHER <input style="width: 100px;" type="text"/> (SPECIFY)				TOTAL PERSONS IN HOUSEHOLD <input style="width: 20px; height: 20px;" type="text"/> <input style="width: 20px; height: 20px;" type="text"/> TOTAL ELIGIBLE WOMEN <input style="width: 20px; height: 20px;" type="text"/> <input style="width: 20px; height: 20px;" type="text"/> TOTAL ELIGIBLE MEN <input style="width: 20px; height: 20px;" type="text"/> <input style="width: 20px; height: 20px;" type="text"/> LINE NO. OF RESPONDENT TO HOUSEHOLD QUESTIONNAIRE <input style="width: 20px; height: 20px;" type="text"/> <input style="width: 20px; height: 20px;" type="text"/>	
LANGUAGE OF QUESTIONNAIRE**		LANGUAGE OF INTERVIEW**		NATIVE LANGUAGE OF RESPONDENT**	
<div style="border: 1px solid black; padding: 2px; width: 20px; margin: 0 auto;">0</div> <div style="border: 1px solid black; padding: 2px; width: 20px; margin: 0 auto;">1</div>		<input style="width: 20px; height: 20px;" type="text"/> <input style="width: 20px; height: 20px;" type="text"/>		<input style="width: 20px; height: 20px;" type="text"/> <input style="width: 20px; height: 20px;" type="text"/>	
LANGUAGE OF QUESTIONNAIRE**		TRANSLATOR USED (YES = 1, NO = 2)			
<div style="border: 1px solid black; padding: 2px; width: 100px; margin: 0 auto;">ENGLISH</div>		<div style="border: 1px solid black; padding: 2px; width: 20px; margin: 0 auto;">1</div>			
**LANGUAGE CODES: 01 ENGLISH 06 KAMBA 11 LUO 16 SOMALI 02 KISWAHILI 07 KIKUYU 12 MAASAI 17 TURKANA 03 BORANA 08 KISII 13 MERU 96 OTHER 04 EMBU 09 LUHYA 14 MIJIKENDA 05 KALENJIN 10 MARAGOLI 15 POKOT <input style="width: 50px;" type="text"/> SPECIFY					
TEAM		TEAM SUPERVISOR			
<input style="width: 20px; height: 20px;" type="text"/> <input style="width: 20px; height: 20px;" type="text"/> NUMBER		<input style="width: 20px; height: 20px;" type="text"/> <input style="width: 20px; height: 20px;" type="text"/> <input style="width: 20px; height: 20px;" type="text"/> <input style="width: 20px; height: 20px;" type="text"/> NAME NUMBER			

THIS PAGE IS INTENTIONALLY BLANK

INTRODUCTION AND CONSENT

Hello. My name is _____. I am working with Kenya National Bureau of Statistics. We are conducting a survey about health and other topics all over Kenya. The information we collect will help the government to plan health services. Your household was selected for the survey. I would like to ask you some questions about your household. The questions usually take about 30 to 60 minutes. All of the answers you give will be confidential and will not be shared with anyone other than members of our survey team. You don't have to be in the survey, but we hope you will agree to answer the questions since your views are important. If I ask you any question you don't want to answer, just let me know and I will go on to the next question or you can stop the interview at any time. In case you need more information about the survey, you may contact the person listed on this card.

GIVE CARD WITH CONTACT INFORMATION

Do you have any questions?
May I begin the interview now?

SIGNATURE OF INTERVIEWER _____ DATE _____

RESPONDENT AGREES
TO BE INTERVIEWED .. 1

RESPONDENT DOES NOT AGREE
TO BE INTERVIEWED .. 2 → END

100	RECORD THE TIME.	HOURS	<input type="text"/>	<input type="text"/>
		MINUTES	<input type="text"/>	<input type="text"/>

HOUSEHOLD SCHEDULE

							IF AGE 15 OR OLDER			
LINE NO.	USUAL RESIDENTS AND VISITORS	RELATIONSHIP TO HEAD OF HOUSEHOLD	SEX	RESIDENCE		AGE	MARITAL STATUS	ELIGIBILITY		
1	2	3	4	5	6	7	8	9	10	11
	<p>Please give me the names of the persons who usually live in your household and guests of the household who stayed here last night, starting with the head of the household.</p> <p>AFTER LISTING THE NAMES AND RECORDING THE RELATIONSHIP, SEX, RESIDENCE, AND AGE FOR EACH PERSON, ASK QUESTIONS 7A-7C TO BE SURE THAT THE</p> <p>THEN ASK APPROPRIATE QUESTIONS IN COLUMNS 8-20 FOR EACH PERSON.</p>	<p>What is the relationship of (NAME) to the head of the household?</p> <p>SEE CODES BELOW.</p>	<p>Is (NAME) male or female?</p>	<p>Does (NAME) usually live here?</p>	<p>Did (NAME) stay here last night?</p>	<p>How old is (NAME)?</p> <p>IF 95 OR MORE, RECORD '95'.</p>	<p>What is (NAME)'s current marital status?</p> <p>1 = MARRIED OR LIVING TOGETHER 2 = DIVORCED 3 = SEPARATED 4 = WIDOWED 5 = NEVER-MARRIED AND NEVER LIVED TOGETHER</p>	<p>CIRCLE LINE NUMBER OF ALL WOMEN AGE 15-49</p> <p>IF HOUSEHOLD SELECTED FOR MAN'S SURVEY</p> <p>CIRCLE LINE NUMBER OF ALL MEN AGE 15-54</p>	<p>CIRCLE LINE NUMBER OF ALL CHILDREN AGE 0-5</p>	
01		<input type="text"/>	M F 1 2	Y N 1 2	Y N 1 2	IN YEARS <input type="text"/>	<input type="text"/>	01	01	01
02		<input type="text"/>	1 2	1 2	1 2	<input type="text"/>	<input type="text"/>	02	02	02
03		<input type="text"/>	1 2	1 2	1 2	<input type="text"/>	<input type="text"/>	03	03	03
04		<input type="text"/>	1 2	1 2	1 2	<input type="text"/>	<input type="text"/>	04	04	04
05		<input type="text"/>	1 2	1 2	1 2	<input type="text"/>	<input type="text"/>	05	05	05
06		<input type="text"/>	1 2	1 2	1 2	<input type="text"/>	<input type="text"/>	06	06	06
07		<input type="text"/>	1 2	1 2	1 2	<input type="text"/>	<input type="text"/>	07	07	07
08		<input type="text"/>	1 2	1 2	1 2	<input type="text"/>	<input type="text"/>	08	08	08
09		<input type="text"/>	1 2	1 2	1 2	<input type="text"/>	<input type="text"/>	09	09	09
10		<input type="text"/>	1 2	1 2	1 2	<input type="text"/>	<input type="text"/>	10	10	10

7A) Just to make sure that I have a complete listing: are there any other people such as small children or infants that we have not listed?	YES <input type="checkbox"/>	ADD TO TABLE	NO <input type="checkbox"/>
7B) Are there any other people who may not be members of your family, such as domestic servants, lodgers, or friends who usually live here?	YES <input type="checkbox"/>	ADD TO TABLE	NO <input type="checkbox"/>
7C) Are there any guests or temporary visitors staying here, or anyone else who stayed here last night, who have not been listed?	YES <input type="checkbox"/>	ADD TO TABLE	NO <input type="checkbox"/>

CODES FOR Q. 3: RELATIONSHIP TO HEAD OF HOUSEHOLD

01 = HEAD	07 = PARENT-IN-LAW
02 = WIFE OR HUSBAND	08 = BROTHER OR SISTER
03 = SON OR DAUGHTER	09 = OTHER RELATIVE
04 = SON-IN-LAW OR DAUGHTER-IN-LAW	10 = ADOPTED/FOSTER/STEPCHILD
05 = GRANDCHILD	11 = NOT RELATED
06 = PARENT	98 = DON'T KNOW

HOUSEHOLD SCHEDULE

	IF AGE 0-17 YEARS				IF AGE 3 YEARS OR OLDER	
LINE NO.	SURVIVORSHIP AND RESIDENCE OF BIOLOGICAL PARENTS				EVER ATTENDED SCHOOL	
	12	13	14	15	16	17
	Is (NAME)'s biological mother alive?	Does (NAME)'s biological mother usually live in this household or was she a guest last night? IF YES: What is her name? RECORD MOTHER'S LINE NUMBER. IF NO, RECORD '00'.	Is (NAME)'s biological father alive?	Does (NAME)'s biological father usually live in this household or was he a guest last night? IF YES: What is his name? RECORD FATHER'S LINE NUMBER. IF NO, RECORD '00'.	Has (NAME) ever attended school or any learning institutions?	What is the highest level of school (NAME) has attended? What is the highest grade (NAME) completed at that level? SEE CODES BELOW.
01	Y N DK 1 2 8 ↓ GO TO 14	<input type="text"/> <input type="text"/>	Y N DK 1 2 8 ↓ GO TO 16	<input type="text"/> <input type="text"/>	Y N 1 2 ↓ GO TO 20	LEVEL GRADE <input type="text"/> <input type="text"/> <input type="text"/>
02	1 2 8 ↓ GO TO 14	<input type="text"/> <input type="text"/>	1 2 8 ↓ GO TO 16	<input type="text"/> <input type="text"/>	1 2 ↓ GO TO 20	<input type="text"/> <input type="text"/> <input type="text"/>
03	1 2 8 ↓ GO TO 14	<input type="text"/> <input type="text"/>	1 2 8 ↓ GO TO 16	<input type="text"/> <input type="text"/>	1 2 ↓ GO TO 20	<input type="text"/> <input type="text"/> <input type="text"/>
04	1 2 8 ↓ GO TO 14	<input type="text"/> <input type="text"/>	1 2 8 ↓ GO TO 16	<input type="text"/> <input type="text"/>	1 2 ↓ GO TO 20	<input type="text"/> <input type="text"/> <input type="text"/>
05	1 2 8 ↓ GO TO 14	<input type="text"/> <input type="text"/>	1 2 8 ↓ GO TO 16	<input type="text"/> <input type="text"/>	1 2 ↓ GO TO 20	<input type="text"/> <input type="text"/> <input type="text"/>
06	1 2 8 ↓ GO TO 14	<input type="text"/> <input type="text"/>	1 2 8 ↓ GO TO 16	<input type="text"/> <input type="text"/>	1 2 ↓ GO TO 20	<input type="text"/> <input type="text"/> <input type="text"/>
07	1 2 8 ↓ GO TO 14	<input type="text"/> <input type="text"/>	1 2 8 ↓ GO TO 16	<input type="text"/> <input type="text"/>	1 2 ↓ GO TO 20	<input type="text"/> <input type="text"/> <input type="text"/>
08	1 2 8 ↓ GO TO 14	<input type="text"/> <input type="text"/>	1 2 8 ↓ GO TO 16	<input type="text"/> <input type="text"/>	1 2 ↓ GO TO 20	<input type="text"/> <input type="text"/> <input type="text"/>
09	1 2 8 ↓ GO TO 14	<input type="text"/> <input type="text"/>	1 2 8 ↓ GO TO 16	<input type="text"/> <input type="text"/>	1 2 ↓ GO TO 20	<input type="text"/> <input type="text"/> <input type="text"/>
10	1 2 8 ↓ GO TO 14	<input type="text"/> <input type="text"/>	1 2 8 ↓ GO TO 16	<input type="text"/> <input type="text"/>	1 2 ↓ GO TO 20	<input type="text"/> <input type="text"/> <input type="text"/>

CODES FOR Qs. 17, 17B, AND 19: EDUCATION

LEVEL

0 = PRE-PRIMARY
1 = PRIMARY
2 = SECONDARY/"A" LEVEL
3 = MIDDLE LEVEL COLLEGE (CERTIFICATE/DIPLOMA)
4 = UNIVERSITY
5 = VOCATIONAL
6 = INFORMAL EDUCATION (MADRASA/ADULT BASIC)
8 = DON'T KNOW

GRADE

00 = LESS THAN 1 YEAR COMPLETED (USE '00' FOR Q. 17 ONLY. THIS CODE IS NOT ALLOWED FOR Q. 17B OR 19)
98 = DON'T KNOW

	IF AGE 3-24 YEARS						IF AGE 0-4 YEARS
LINE NO.	PREVIOUS SCHOOL ATTENDANCE		CURRENT/RECENT SCHOOL ATTENDANCE		REASON NOT CURRENTLY ATTENDING	BIRTH REGISTRATION	
	17A	17B	18	19	19A	20	
	Did (NAME) attend school or any learning institutions at any time during the 2020 school year (January 2020-July 2021)?	During the 2020 school year (January 2020- July 2021), what level and grade did (NAME) attend? SEE CODES BELOW.	Did (NAME) attend school or any learning institutions at any time during the 2021 school year (July 2021-April 2022)?	During the 2021 school year (July 2021-April 2022), what level and grade is/was (NAME) attending? SEE CODES BELOW.	<div>IF Q.17A = YES</div> <div>What is the main reason (NAME) stopped attending school or learning institutions?</div> <div>SEE CODES BELOW.</div>	Does (NAME) have a birth certificate? IF NO, PROBE: Has (NAME)'s birth ever been registered with the civil authority? 1=YES REGISTERED WITH BIRTH CERTIFICATE 2 = YES REGISTERED WITHOUT BIRTH CERTIFICATE 3=NOT REGISTERED 8 = DON'T KNOW	
01	Y N 1 2 ↓ GO TO 18	LEVEL GRADE <input type="text"/> <input type="text"/>	Y N 1 2 ↓ GO TO 19A	LEVEL GRADE <input type="text"/> <input type="text"/>	<input type="text"/>	<input type="text"/>	
02	1 2 ↓ GO TO 18	<input type="text"/> <input type="text"/>	1 2 ↓ GO TO 19A	<input type="text"/> <input type="text"/>	<input type="text"/>	<input type="text"/>	
03	1 2 ↓ GO TO 18	<input type="text"/> <input type="text"/>	1 2 ↓ GO TO 19A	<input type="text"/> <input type="text"/>	<input type="text"/>	<input type="text"/>	
04	1 2 ↓ GO TO 18	<input type="text"/> <input type="text"/>	1 2 ↓ GO TO 19A	<input type="text"/> <input type="text"/>	<input type="text"/>	<input type="text"/>	
05	1 2 ↓ GO TO 18	<input type="text"/> <input type="text"/>	1 2 ↓ GO TO 19A	<input type="text"/> <input type="text"/>	<input type="text"/>	<input type="text"/>	
06	1 2 ↓ GO TO 18	<input type="text"/> <input type="text"/>	1 2 ↓ GO TO 19A	<input type="text"/> <input type="text"/>	<input type="text"/>	<input type="text"/>	
07	1 2 ↓ GO TO 18	<input type="text"/> <input type="text"/>	1 2 ↓ GO TO 19A	<input type="text"/> <input type="text"/>	<input type="text"/>	<input type="text"/>	
08	1 2 ↓ GO TO 18	<input type="text"/> <input type="text"/>	1 2 ↓ GO TO 19A	<input type="text"/> <input type="text"/>	<input type="text"/>	<input type="text"/>	
09	1 2 ↓ GO TO 18	<input type="text"/> <input type="text"/>	1 2 ↓ GO TO 19A	<input type="text"/> <input type="text"/>	<input type="text"/>	<input type="text"/>	
10	1 2 ↓ GO TO 18	<input type="text"/> <input type="text"/>	1 2 ↓ GO TO 19A	<input type="text"/> <input type="text"/>	<input type="text"/>	<input type="text"/>	

1 = TOO YOUNG TO ATTEND	9 = ORPHANHOOD
2 = COMPLETED SCHOOL	10 = SOCIO-CULTURAL/ RELIGIOUS PRESSURE
3 = MARRIAGE	11 = COVID-19 RELATED PROBLEM
4 = PREGNANCY	12 = ILLNESS (OWN/FAMILY)
5 = DISABILITY	13 = FAMILY RESPONSIBILITY
6 = INSECURITY	96 = OTHER (SPECIFY) _____
7 = WORKING/LOOKING FOR WORK	98 = DON'T KNOW
8 = SCHOOL LEAVES/ OTHER COSTS	

SELECTION OF WOMAN FOR THE DOMESTIC VIOLENCE QUESTIONS (PAPER OPTION)

100	<p>ONLY ONE INDIVIDUAL (ONE WOMAN) SHOULD BE SELECTED FOR DOMESTIC VIOLENCE QUESTIONS</p> <p>CHECK COVER PAGE: HOUSEHOLD SELECTED FOR WOMAN'S DV MODULE?</p> <p style="text-align: center;"> YES <input type="checkbox"/> NO <input type="checkbox"/> </p> <p style="text-align: right; margin-top: -10px;">→ 101</p>								
<p>LOOK AT THE LAST DIGIT OF THE HOUSEHOLD QUESTIONNAIRE SERIAL NUMBER ON THE COVER PAGE. THIS IS THE ROW NUMBER YOU SHOULD GO TO. CHECK THE TOTAL NUMBER OF ELIGIBLE WOMEN (COLUMN 9) IN THE HOUSEHOLD SCHEDULE. THIS IS THE COLUMN NUMBER YOU SHOULD GO TO. FOLLOW THE SELECTED ROW AND COLUMN TO THE CELL WHERE THEY MEET AND CIRCLE THE NUMBER IN THE CELL. THIS IS THE NUMBER OF THE WOMAN SELECTED FOR THE DOMESTIC VIOLENCE QUESTIONS FROM THE LIST OF ELIGIBLE WOMEN IN COLUMN 9 OF THE HOUSEHOLD SCHEDULE. WRITE THE NAME AND LINE NUMBER OF THE SELECTED WOMAN IN THE SPACE BELOW THE TABLE.</p> <p>EXAMPLE: THE HOUSEHOLD QUESTIONNAIRE SERIAL NUMBER IS '716' AND THE HOUSEHOLD SCHEDULE COLUMN 9 SHOWS THAT THERE ARE THREE ELIGIBLE WOMEN AGE 15-49 IN THE HOUSEHOLD (LINE NUMBERS 02, 04, AND 05). SINCE THE LAST DIGIT OF THE HOUSEHOLD SERIAL NUMBER IS '6' GO TO ROW '6' AND SINCE THERE ARE THREE ELIGIBLE WOMEN IN THE HOUSEHOLD, GO TO COLUMN '3'. FOLLOW THE ROW AND COLUMN AND FIND THE NUMBER IN THE CELL WHERE THEY MEET ('2') AND CIRCLE THE NUMBER. NOW GO TO THE HOUSEHOLD SCHEDULE AND FIND THE SECOND WOMAN WHO IS ELIGIBLE FOR THE WOMAN'S INTERVIEW (LINE NUMBER '04' IN THIS EXAMPLE). WRITE HER NAME AND LINE NUMBER IN THE SPACE BELOW THE TABLE.</p>									
LAST DIGIT OF THE HOUSE- HOLD QUESTION- NAIRE SERIAL NUMBER		TOTAL NUMBER OF ELIGIBLE WOMEN AGE 15-49 IN HOUSEHOLD SCHEDULE COLUMN 9							
		1	2	3	4	5	6	7	8+
0	1	2	2	4	3	6	5	4	
1	1	1	3	1	4	1	6	5	
2	1	2	1	2	5	2	7	6	
3	1	1	2	3	1	3	1	7	
4	1	2	3	4	2	4	2	8	
5	1	1	1	1	3	5	3	1	
6	1	2	2	2	4	6	4	2	
7	1	1	3	3	5	1	5	3	
8	1	2	1	4	1	2	6	4	
9	1	1	2	1	2	3	7	5	
100A	NAME OF SELECTED WOMAN _____				HH LINE NUMBER OF SELECTED WOMAN		<div style="border: 1px solid black; width: 30px; height: 20px; display: inline-block;"></div> <div style="border: 1px solid black; width: 30px; height: 20px; display: inline-block;"></div>		

HOUSEHOLD CHARACTERISTICS

NO.	QUESTIONS AND FILTERS	CODING CATEGORIES	SKIP				
101	What is the main source of drinking water for members of your household?	PIPED WATER PIPED INTO DWELLING 11 PIPED TO YARD/PLOT 12 PIPED TO NEIGHBOR 13 PUBLIC TAP/STANDPIPE 14 TUBE WELL OR BOREHOLE 21 DUG WELL PROTECTED WELL 31 UNPROTECTED WELL 32 WATER FROM SPRING PROTECTED SPRING 41 UNPROTECTED SPRING 42 RAINWATER 51 TANKER TRUCK 61 CART WITH SMALL TANK 71 SURFACE WATER (RIVER/DAM/ LAKE/POND/STREAM/CANAL/ IRRIGATION CHANNEL) 81 BOTTLED WATER 91 OTHER _____ 96 (SPECIFY)	<div style="text-align: right;">→ 106</div> <div style="text-align: right;">→ 103</div> <div style="text-align: right;">→ 103</div>				
102	What is the main source of water used by your household for other purposes such as cooking and handwashing?	PIPED WATER PIPED INTO DWELLING 11 PIPED TO YARD/PLOT 12 PIPED TO NEIGHBOR 13 PUBLIC TAP/STANDPIPE 14 TUBE WELL OR BOREHOLE 21 DUG WELL PROTECTED WELL 31 UNPROTECTED WELL 32 WATER FROM SPRING PROTECTED SPRING 41 UNPROTECTED SPRING 42 RAINWATER 51 TANKER TRUCK 61 CART WITH SMALL TANK 71 SURFACE WATER (RIVER/DAM/ LAKE/POND/STREAM/CANAL/ IRRIGATION CHANNEL) 81 OTHER _____ 96 (SPECIFY)	<div style="text-align: right;">→ 106</div>				
103	Where is that water source located?	IN OWN DWELLING 1 IN OWN YARD/PLOT 2 ELSEWHERE 3	<div style="text-align: right;">→ 106</div>				
104	How long does it take to go there, get water, and come back?	MINUTES <table border="1" style="display: inline-table; vertical-align: middle;"> <tr> <td style="width: 20px; height: 20px;"></td> <td style="width: 20px; height: 20px;"></td> <td style="width: 20px; height: 20px;"></td> <td style="width: 20px; height: 20px;"></td> </tr> </table> DON'T KNOW 998					
105	Who usually goes to this source to collect the water for your household? RECORD THE PERSON'S NAME AND LINE NUMBER FROM THE HOUSEHOLD SCHEDULE. IF THE PERSON IS NOT LISTED IN THE HOUSEHOLD ROSTER, RECORD '00'.	NAME _____ LINE NUMBER <table border="1" style="display: inline-table; vertical-align: middle;"> <tr> <td style="width: 20px; height: 20px;"></td> <td style="width: 20px; height: 20px;"></td> </tr> </table>					

HOUSEHOLD CHARACTERISTICS

NO.	QUESTIONS AND FILTERS	CODING CATEGORIES	SKIP
106	In the last month, has there been any time when your household did not have sufficient quantities of drinking water when needed?	YES 1 NO 2 DON'T KNOW 8	
107	Do you do anything to the water to make it safer to drink?	YES 1 NO 2 DON'T KNOW 8	→ 109
108	What do you usually do to make the water safer to drink? Anything else? RECORD ALL MENTIONED.	BOIL A ADD BLEACH/CHLORINE B STRAIN THROUGH A CLOTH C USE WATER FILTER (CERAMIC/ SAND/COMPOSITE/ETC) D SOLAR DISINFECTION E LET IT STAND AND SETTLE F COVER THE WATER CONTAINER G OTHER X (SPECIFY) DON'T KNOW Z	
109	What kind of toilet facility do members of your household usually use? IF NOT POSSIBLE TO DETERMINE, ASK PERMISSION TO OBSERVE THE FACILITY.	FLUSH OR POUR FLUSH TOILET FLUSH TO PIPED SEWER SYSTEM 11 FLUSH TO SEPTIC TANK 12 FLUSH TO PIT LATRINE 13 FLUSH TO SOMEWHERE ELSE 14 FLUSH, DON'T KNOW WHERE 15 PIT LATRINE VENTILATED IMPROVED PIT LATRINE 21 PIT LATRINE WITH SLAB 22 PIT LATRINE WITHOUT SLAB/OPEN PIT 23 COMPOSTING TOILET 31 BIODIGESTER 32 BUCKET TOILET 41 HANGING TOILET/HANGING LATRINE 51 NO FACILITY/BUSH/FIELD # OTHER 96 (SPECIFY)	→ 117
110	Do you share this toilet facility with other households?	YES 1 NO 2	→ 112
111	Including your own household, how many households use this toilet facility?	NO. OF HOUSEHOLDS <input type="text" value="0"/> IF LESS THAN 10 10 OR MORE HOUSEHOLDS 95 DON'T KNOW 98	
112	Where is this toilet facility located?	IN OWN DWELLING 1 IN OWN YARD/PLOT 2 ELSEWHERE 3	
113	CHECK 109: CODES 12, 13, 21, <input type="checkbox"/> 22, 23, OR 31 CIRCLED ↓	OTHER <input type="checkbox"/>	→ 117
114	Has your (septic tank/pit latrine/composting toilet) ever been emptied?	YES 1 NO 2 DON'T KNOW 8	→ 117
115	The last time the (septic tank/pit latrine/composting toilet) was emptied, was it emptied by a service provider?	YES 1 NO 2 DON'T KNOW 8	

HOUSEHOLD CHARACTERISTICS

NO.	QUESTIONS AND FILTERS	CODING CATEGORIES	SKIP
116	Where were the contents emptied to?	A TREATMENT PLANT 1 BURIED IN A COVERED PIT 2 UNCOVERED PIT/BUSH/FIELD/ OPEN GROUND 3 SURFACE WATER (RIVER/DAM/ LAKE/POND/STREAM/CANAL/ IRRIGATION CHANNEL) 4 OTHER 6 (SPECIFY) DON'T KNOW 8	
117	In your household, what type of cooking device (cookstove) is mainly used for cooking?	ELECTRIC STOVE 01 SOLAR COOKER 02 LIQUEFIED PETROLEUM GAS (LPG)/ COOKING GAS STOVE 03 PIPED NATURAL GAS STOVE 04 BIOGAS STOVE 05 LIQUID FUEL STOVE 06 MANUFACTURED SOLID FUEL STOVE (JIKO) .. 07 TRADITIONAL SOLID FUEL STOVE 08 THREE STONE STOVE/OPEN FIRE 09 NO FOOD COOKED IN HOUSEHOLD 95 OTHER 96 (SPECIFY)	 → 121 → 120 → 120 → 123 → 120
118	Does the stove have a chimney?	YES 1 NO 2 DON'T KNOW 8	
119	Does the stove have a fan?	YES 1 NO 2 DON'T KNOW 8	
120	What type of fuel or energy source is used in this cookstove?	ALCOHOL/ETHANOL 01 GASOLINE/DIESEL 02 KEROSENE/PARAFFIN 03 COAL/LIGNITE 04 CHARCOAL 05 WOOD 06 STRAW/SHRUBS/GRASS 07 AGRICULTURAL CROP 08 ANIMAL DUNG/WASTE 09 PROCESSED BIOMASS (PELLETS) OR WOODCHIPS 10 GARBAGE/PLASTIC 11 SAWDUST 12 OTHER 96 (SPECIFY)	
121	Is the cooking usually done in the house, in a separate building, or outdoors?	IN THE HOUSE 1 IN A SEPARATE BUILDING 2 OUTDOORS 3 OTHER 6 (SPECIFY)	 → 123
122	Do you have a separate room which is used as a kitchen?	YES 1 NO 2	

HOUSEHOLD CHARACTERISTICS

NO.	QUESTIONS AND FILTERS	CODING CATEGORIES	SKIP
123	What does this household use to heat the home when needed?	MANUFACTURED SPACE HEATER 01 TRADITIONAL SPACE HEATER 02 MANUFACTURED COOKSTOVE (JIKO) 03 TRADITIONAL COOKSTOVE 04 THREE STONE STOVE/OPEN FIRE 05 FIREPLACE 06 CENTRAL HEATING 07 NO HEATING IN HOUSEHOLD 95 OTHER 96 <div style="text-align: center;">(SPECIFY)</div>	 → 125 → 125 → 126 → 125
124	Does it have a chimney?	YES 1 NO 2 DON'T KNOW 8	
125	What type of fuel or energy source is used in this heater?	ELECTRICITY 01 PIPED NATURAL GAS 02 SOLAR AIR HEATER 03 LIQUEFIED PETROLEUM GAS (LPG)/ COOKING GAS 04 BIOGAS 05 ALCOHOL/ETHANOL 06 GASOLINE/DIESEL 07 KEROSENE/PARAFFIN 08 COAL/LIGNITE 09 CHARCOAL 10 WOOD 11 STRAW/SHRUBS/GRASS 12 AGRICULTURAL CROP 13 ANIMAL DUNG/WASTE 14 PROCESSED BIOMASS (PELLETS) OR WOODCHIPS 15 GARBAGE/PLASTIC 16 SAWDUST 17 OTHER 96 <div style="text-align: center;">(SPECIFY)</div>	
126	At night, what does your household mainly use to light the home?	ELECTRICITY 01 SOLAR LANTERN 02 RECHARGEABLE FLASHLIGHT, TORCH OR LANTERN 03 BATTERY POWERED FLASHLIGHT, TORCH OR LANTERN 04 BIOGAS LAMP 05 GASOLINE LAMP 06 KEROSENE OR PARAFFIN LAMP 07 CHARCOAL 08 WOOD 09 STRAW/SHRUBS/GRASS 10 AGRICULTURAL CROP 11 ANIMAL DUNG/WASTE 12 OIL LAMP 13 CANDLE 14 NO LIGHTING IN HOUSEHOLD 95 OTHER 96 <div style="text-align: center;">(SPECIFY)</div>	
127	How many rooms in this household are used for sleeping?	ROOMS <div style="border: 1px solid black; width: 30px; height: 20px; display: inline-block;"></div> <div style="border: 1px solid black; width: 30px; height: 20px; display: inline-block;"></div>	
127A	Does your household own this structure (house, flat, shack), do you pay rent, or do you live here without paying rent?	OWNS 1 PAYS RENT/LEASE 2 NO RENT WITH CONSENT OF OWNER 3 NO RENT, SQUATTING 4	

HOUSEHOLD CHARACTERISTICS

NO.	QUESTIONS AND FILTERS	CODING CATEGORIES	SKIP														
127B	Does your household own the land on which the structure (house, flat, shack) sits?	OWNS 1 PAYS RENT/LEASE 2 NO RENT WITH CONSENT OF OWNER 3 NO RENT, SQUATTING 4															
128	Does this household own any livestock, herds, other farm animals, or poultry?	YES 1 NO 2	→ 130														
129	How many of the following animals does this household own? IF NONE, RECORD '00'. IF 95 OR MORE, RECORD '95'. IF UNKNOWN, RECORD '98'. a) Local cattle (indigenous)? b) Exotic/grade cattle? c) Horses, donkeys, or camels? d) Goats? e) Sheep? f) Chickens or other poultry? g) Pigs?	a) LOCAL CATTLE (INDIGENOUS) <table border="1" style="display: inline-table; vertical-align: middle;"><tr><td></td><td></td></tr></table> b) EXOTIC/GRADE CATTLE/ CROSSBREED <table border="1" style="display: inline-table; vertical-align: middle;"><tr><td></td><td></td></tr></table> c) HORSES/DONKEYS/CAMELS <table border="1" style="display: inline-table; vertical-align: middle;"><tr><td></td><td></td></tr></table> d) GOATS <table border="1" style="display: inline-table; vertical-align: middle;"><tr><td></td><td></td></tr></table> e) SHEEP <table border="1" style="display: inline-table; vertical-align: middle;"><tr><td></td><td></td></tr></table> f) CHICKEN/OTHER POULTRY <table border="1" style="display: inline-table; vertical-align: middle;"><tr><td></td><td></td></tr></table> g) PIGS <table border="1" style="display: inline-table; vertical-align: middle;"><tr><td></td><td></td></tr></table>															
130	Does any member of this household own any agricultural land?	YES 1 NO 2	→ 131A														
131	How many acres or hectares of agricultural land do members of this household own? ACRES/HECTARES: IF 995 OR MORE, RECORD '995.0' IN APPROPRIATE BOX. PLOT SIZE (SQ FT): IF 999995 OR MORE, RECORD '999995.0' IN APPROPRIATE BOX	ACRES 1 <table border="1" style="display: inline-table; vertical-align: middle;"><tr><td></td><td></td><td></td></tr></table> . <table border="1" style="display: inline-table; vertical-align: middle;"><tr><td></td></tr></table> HECTARES 2 <table border="1" style="display: inline-table; vertical-align: middle;"><tr><td></td><td></td><td></td></tr></table> . <table border="1" style="display: inline-table; vertical-align: middle;"><tr><td></td></tr></table> PLOT SIZE (SQ FT) 3 <table border="1" style="display: inline-table; vertical-align: middle;"><tr><td></td><td></td><td></td><td></td><td></td></tr></table> . <table border="1" style="display: inline-table; vertical-align: middle;"><tr><td></td></tr></table> DON'T KNOW 999998															
131A	Does any member of this household own any non-agricultural land?	YES 1 NO 2	→ 132														
131B	How many acres or hectares of non-agricultural land do members of this household own? ACRES/HECTARES: IF 995 OR MORE, RECORD '995.0' IN APPROPRIATE BOX. PLOT SIZE (SQ FT): IF 999995 OR MORE, RECORD '999995.0' IN APPROPRIATE BOX	ACRES 1 <table border="1" style="display: inline-table; vertical-align: middle;"><tr><td></td><td></td><td></td></tr></table> . <table border="1" style="display: inline-table; vertical-align: middle;"><tr><td></td></tr></table> HECTARES 2 <table border="1" style="display: inline-table; vertical-align: middle;"><tr><td></td><td></td><td></td></tr></table> . <table border="1" style="display: inline-table; vertical-align: middle;"><tr><td></td></tr></table> PLOT SIZE (SQ FT) 3 <table border="1" style="display: inline-table; vertical-align: middle;"><tr><td></td><td></td><td></td><td></td><td></td></tr></table> . <table border="1" style="display: inline-table; vertical-align: middle;"><tr><td></td></tr></table> DON'T KNOW 999998															

HOUSEHOLD CHARACTERISTICS

NO.	QUESTIONS AND FILTERS	CODING CATEGORIES		SKIP
132	Does your household have:	YES	NO	
	a) Electricity?	a) ELECTRICITY 1	2	
	b) A radio?	b) RADIO 1	2	
	c) A television?	c) TELEVISION 1	2	
	d) A non-mobile telephone?	d) NON-MOBILE TELEPHONE .. 1	2	
	e) A computer?	e) COMPUTER 1	2	
	f) A refrigerator?	f) REFRIGERATOR 1	2	
	g) A solar panel?	g) SOLAR PANEL 1	2	
	h) A table?	h) TABLE 1	2	
	i) A chair?	i) CHAIR 1	2	
	j) A sofa?	j) SOFA 1	2	
	k) A bed?	k) BED 1	2	
	l) A cupboard?	l) CUPBOARD 1	2	
	m) A clock?	m) CLOCK 1	2	
	n) A microwave oven?	n) MICROWAVE OVEN 1	2	
	o) A DVD player?	o) DVD PLAYER 1	2	
	p) A cassette or CD player?	p) CASSETTE/CD PLAYE..... 1	2	
133	Does any member of this household own:	YES	NO	
	a) A watch?	a) WATCH 1	2	
	b) A mobile phone?	b) MOBILE PHONE 1	2	
	c) A bicycle?	c) BICYCLE 1	2	
	d) A motorcycle or motor scooter?	d) MOTORCYCLE/SCOOTER 1	2	
	e) An animal-drawn cart?	e) ANIMAL-DRAWN CART 1	2	
	f) A car or truck?	f) CAR/TRUCK 1	2	
	g) A boat with a motor?	g) BOAT WITH MOTOR 1	2	
134	Does any member of this household have an account in a bank or other financial institution?	YES 1	NO 2	
134A	Does this household receive a cash transfer or any social assistance from any of the following:	YES	NO	
	a) National government?	a) NATIONAL GOVERNMENT 1	2	
	b) County government?	b) COUNTY GOVERNMENT 1	2	
	c) NGO, CBO, or other charitable organization?	c) NGOS/CBOS/OTHER CHARITABLE ORGANIZATIONS... 1	2	
	d) Church, mosque, or any other religious organization?	d) CHURCH/MOSQUE/ OTHER RELIGIOUS ORGANIZATION.... 1	2	
	e) Friends, relatives, or neighbours?	e) FRIENDS/RELATIVES/NEIGHBOR... 1	2	
134B	CHECK 134A: ANY YES? <div style="text-align: center;">AT LEAST 1 <input type="checkbox"/> YES ↓</div>	ALL NO <input type="checkbox"/> → 134D		
134C	For what reason does the household receive a cash transfer or social assistance? Any other reason? RECORD ALL MENTIONED.	ORPHANED CHILDREN 18 YEARS OR YOUNG .. A ELDERLY PERSON B PERSON WITH SEVERE DISABILITY C URBAN FOOD SUBSIDY D FOOD AID FOR PERSONS IN ARID AND SEMI-ARID LANDS E HEALTH VOUCHER F FOOD/CASH FOR WORK G SCHOOL FEEDING H HUNGER SAFETY NET PROGRAMME I COVID-19 RELIEF J OTHER X (SPECIFY)		
134D	Is any member of this household registered to a mobile money platform such as Mpesa, Airtel money, etc.?	YES 1	NO 2	
135	Does any member of this household use a mobile phone to make financial transactions such as sending or receiving money, paying bills, purchasing goods or services, or receiving wages?	YES 1	NO 2	

HOUSEHOLD CHARACTERISTICS

NO.	QUESTIONS AND FILTERS	CODING CATEGORIES	SKIP
135A	Now I would like to ask you about road traffic accidents that anyone in your household may have been involved in. During the past 12 months, was anyone in your household killed in a road traffic accident?	YES 1 NO 2	→ 135C
135B	During the past 12 months, how many household members were killed in a road traffic accident?	NUMBER OF HH MEMBERS <input type="text"/>	
135C	During the past 12 months, was anyone in your household injured in a road traffic accident, with injuries severe enough that for at least one day they could not carry out their normal daily activities?	YES 1 NO 2	→ 135E
135D	During the past 12 months, how many household members were injured in a road traffic accident, with injuries severe enough that for at least one day they could not carry out their normal daily activities?	NUMBER OF HH MEMBERS <input type="text"/>	
135E	Has any member of this household ever been tested for COVID-19 disease?	YES 1 NO 2 DON'T KNOW 8	→ 135I
135F	Including yourself, how many members of this household have been tested for COVID-19 disease?	NUMBER OF HH MEMBERS <input type="text"/>	
135G	Has any member of this household ever tested positive for COVID-19 disease?	YES 1 NO 2 DON'T KNOW 8	→ 135I
135H	Including yourself, how many members of this household have tested positive for COVID-19 disease?	NUMBER OF HH MEMBERS <input type="text"/>	
135I	Has any member of this household died from COVID-19 related complications?	YES 1 NO 2 DON'T KNOW 8	→ 135K
135J	How many members of this household have died from COVID-19 related complications?	NUMBER OF HH MEMBERS <input type="text"/>	
135K	Has any member of this household ever received vaccination against COVID-19?	YES 1 NO 2 DON'T KNOW 8	→ 136
135L	How many members of this household have received vaccination against COVID-19?	NUMBER OF HH MEMBERS <input type="text"/>	
136	How often does anyone smoke tobacco inside your house? Would you say daily, weekly, monthly, less often than once a month, or never?	DAILY 1 WEEKLY 2 MONTHLY 3 LESS OFTEN THAN ONCE A MONTH 4 NEVER 5	
137	Does your household have any mosquito nets?	YES 1 NO 2	→ 149
138	How many mosquito nets does your household have? IF 7 OR MORE NETS, RECORD '7'.	NUMBER OF NETS <input type="text"/>	

MOSQUITO NETS

NO.	QUESTIONS AND FILTERS	CODING CATEGORIES	SKIP
	ASK THE RESPONDENT TO SHOW YOU ALL THE NETS IN THE HOUSEHOLD. OBSERVE AND ANSWER THE QUESTIONS FOR EACH NET, ONE BY ONE.		
139	ASSIGN EACH NET A SEQUENTIAL NUMBER AND RECORD THE NUMBER HERE.	NET NUMBER <input type="text"/> <input type="text"/>	
140	WAS THIS NET OBSERVED?	OBSERVED 1 NOT OBSERVED 2	
141	How many months ago did your household get the mosquito net? IF LESS THAN ONE MONTH AGO, RECORD '00'.	MONTHS AGO <input type="text"/> <input type="text"/> MORE THAN 36 MONTHS AGO 95 NOT SURE 98	
142	OBSERVE OR ASK BRAND/TYPE OF MOSQUITO NET. IF BRAND IS UNKNOWN AND YOU CANNOT OBSERVE THE NET, SHOW PICTURES OF TYPICAL NET TYPES/BRANDS TO RESPONDENT.	LONG-LASTING INSECTICIDE-TREATED NET (LLIN) OLYSET (SUPANET EXTRA) 11 PERMANET (SUPANET EXTRA) 12 NETPROTECT 13 YORKOOL 14 DAWA PLUS 15 DURANET 16 MAGNET 17 OTHER/DON'T KNOW BRAND (LLIN) 18 OTHER TYPE (NOT LLIN) 96 DON'T KNOW TYPE 98	
143	Did you get the net through a mass distribution campaign, during an antenatal care visit, or during an immunization visit?	YES, MASS DISTRIBUTION CAMPAIGN 1 YES, ANC 2 YES, CHILD WELFARE VISIT 3 NO 4	→ 145
144	Where did you get the net?	GOVERNMENT HEALTH FACILITY 01 PRIVATE HEALTH FACILITY 02 PHARMACY 03 SHOP/MARKET 04 CHW 05 RELIGIOUS INSTITUTION 06 SCHOOL 07 OTHER 96 DON'T KNOW 98	
145	Did anyone sleep under this mosquito net last night?	YES 1 NO 2 NOT SURE 8	→ 147 → 148

MOSQUITO NETS

NO.	QUESTIONS AND FILTERS	CODING CATEGORIES	SKIP
146	<p>Who slept under this mosquito net last night?</p> <p>RECORD THE PERSON'S NAME AND LINE NUMBER FROM HOUSEHOLD SCHEDULE.</p>	<div>NAME _____</div> <div>LINE NUMBER <input type="text"/> <input type="text"/></div> <hr/> <div>NAME _____</div> <div>LINE NUMBER <input type="text"/> <input type="text"/></div> <hr/> <div>NAME _____</div> <div>LINE NUMBER <input type="text"/> <input type="text"/></div> <hr/> <div>NAME _____</div> <div>LINE NUMBER <input type="text"/> <input type="text"/></div>	<div>→ 148</div>
147	<p>What was the main reason this net was not used last night?</p>	<div>TOO HOT 01</div> <div>DON'T LIKE NET SHAPE/COLOR/SIZE 02</div> <div>DON'T LIKE SMELL 03</div> <div>UNABLE TO HANG NET 04</div> <div>SLEPT OUTDOORS 05</div> <div>USUAL USER DIDN'T SLEEP HERE</div> <div> LAST NIGHT 06</div> <div>NO MOSQUITOES/NO MALARIA 07</div> <div>EXTRA NET/SAVING FOR LATER 08</div> <div>NET TOO SMALL/SHORT 09</div> <div>NET BROUGHT BEDBUGS 10</div> <div>OTHER _____ 96</div> <div align="center">(SPECIFY)</div>	
148	<p>GO BACK TO 139 FOR NEXT NET; OR, IF NO MORE NETS, GO TO 149.</p>		

ADDITIONAL HOUSEHOLD CHARACTERISTICS

NO.	QUESTIONS AND FILTERS	CODING CATEGORIES	SKIP
149	We would like to learn about the places that households use to wash their hands. Can you please show me where members of your household most often wash their hands?	OBSERVED, FIXED PLACE 1 OBSERVED, MOBILE 2 NOT OBSERVED, NOT IN DWELLING/YARD/PLOT 3 NOT OBSERVED, NO PERMISSION TO SEE .. 4 NOT OBSERVED, OTHER REASON 5	<div style="border: 1px solid black; padding: 2px; display: inline-block;"> → 152 </div>
150	OBSERVE PRESENCE OF WATER AT THE PLACE FOR HANDWASHING. RECORD OBSERVATION.	WATER IS AVAILABLE 1 WATER IS NOT AVAILABLE 2	
151	OBSERVE PRESENCE OF SOAP, DETERGENT, OR OTHER CLEANSING AGENT AT THE PLACE FOR HANDWASHING. RECORD OBSERVATION.	SOAP OR DETERGENT (BAR, LIQUID, POWDER, PASTE) A ASH, MUD, SAND B NONE Y	
152	OBSERVE MAIN MATERIAL OF THE FLOOR OF THE DWELLING. RECORD OBSERVATION.	NATURAL FLOOR EARTH/SAND 11 DUNG 12 RUDIMENTARY FLOOR WOOD PLANKS 21 PALM/BAMBOO 22 FINISHED FLOOR PARQUET OR POLISHED WOOD 31 VINYL OR ASPHALT STRIPS 32 CERAMIC TILES 33 CEMENT 34 CARPET 35 OTHER _____ 96 (SPECIFY)	
153	OBSERVE MAIN MATERIAL OF THE ROOF OF THE DWELLING. RECORD OBSERVATION.	NATURAL ROOFING NO ROOF 11 THATCH/GRASS/MAKUTI 12 SOD/MUD/DUNG 13 RUDIMENTARY ROOFING RUSTIC MAT 21 PALM/BAMBOO 22 WOOD PLANKS 23 CARDBOARD 24 TIN CANS 25 FINISHED ROOFING IRON SHEETS/METAL 31 WOOD 32 CALAMINE/CEMENT FIBER 33 CERAMIC TILES 34 CEMENT 35 ROOFING SHINGLES 36 ASBESTOS SHEET 37 OTHER _____ 96 (SPECIFY)	

ADDITIONAL HOUSEHOLD CHARACTERISTICS

NO.	QUESTIONS AND FILTERS	CODING CATEGORIES	SKIP
154	<p>OBSERVE MAIN MATERIAL OF THE EXTERIOR WALLS OF THE DWELLING.</p> <p>RECORD OBSERVATION.</p>	<p>NATURAL WALLS</p> <p>NO WALLS 11</p> <p>CANE/PALM/TRUNKS 12</p> <p>DIRT 13</p> <p>RUDIMENTARY WALLS</p> <p>BAMBOO WITH MUD 21</p> <p>STONE WITH MUD 22</p> <p>UNCOVERED ADOBE 23</p> <p>PLYWOOD 24</p> <p>CARDBOARD 25</p> <p>REUSED WOOD 26</p> <p>IRON SHEETS 27</p> <p>FINISHED WALLS</p> <p>CEMENT 31</p> <p>STONE WITH LIME/CEMENT 32</p> <p>BRICKS 33</p> <p>CEMENT BLOCKS 34</p> <p>COVERED ADOBE 35</p> <p>WOOD PLANKS/SHINGLES 36</p> <p>OTHER _____ 96</p> <p align="center">(SPECIFY)</p>	
155	<p>I would like to check whether the salt used in your household is iodized. May I have a sample of the salt used to cook meals in your household?</p> <p>TEST SALT FOR IODINE.</p>	<p>SALT TESTED</p> <p>IODINE PRESENT 1</p> <p>NO IODINE 2</p> <p>SALT NOT TESTED</p> <p>HOUSEHOLD USES SALT BUT THERE IS NO SALT IN THE HOUSEHOLD 3</p> <p>HOUSEHOLD DOES NOT USE SALT 4</p> <p>SALT NOT TESTED _____ 6</p> <p align="center">(SPECIFY REASON)</p>	

FOLLOW-ON STUDY CONSENT

400 In the coming days, another team from Kenya National Bureau of Statistics would like to visit your household to ask additional questions about health and health care services. The information will be used by the Government of Kenya to plan strategies and programs aimed at improving the health and health services in your community. On behalf of your household, your permission is completely voluntary and you can withdraw this permission at any time. However, we hope you will agree.

Do you have any questions?
Do you agree to another visit by a Kenya National Bureau of Statistics team?

SIGNATURE OF INTERVIEWER _____ DATE _____

RESPONDENT AGREES
TO BE REVISITED . . 1

RESPONDENT DOES NOT AGREE
TO BE REVISITED . . 2



401	RECORD THE TIME.	HOURS	<table border="1"><tr><td></td><td></td></tr><tr><td></td><td></td></tr></table>				
MINUTES	<table border="1"><tr><td></td><td></td></tr><tr><td></td><td></td></tr></table>						

INTERVIEWER'S OBSERVATIONS

TO BE FILLED IN AFTER COMPLETING INTERVIEW

COMMENTS ABOUT INTERVIEW:

COMMENTS ON SPECIFIC QUESTIONS:

ANY OTHER COMMENTS:

SUPERVISOR'S OBSERVATIONS

2022 KENYA DEMOGRAPHIC AND HEALTH SURVEY (KDHS)
 WOMAN'S QUESTIONNAIRE - LONG VERSION

KENYA
 KENYA NATIONAL BUREAU OF STATISTICS

LONG

IDENTIFICATION				
COUNTY	<input style="width: 90%;" type="text"/>			
SUB COUNTY	<input style="width: 90%;" type="text"/>			
LOCATION	<input style="width: 90%;" type="text"/>			
SUB LOCATION	<input style="width: 90%;" type="text"/>			
KDHS CLUSTER NUMBER	<input style="width: 60%;" type="text"/>			<input style="width: 20px; height: 20px;" type="text"/> <input style="width: 20px; height: 20px;" type="text"/> <input style="width: 20px; height: 20px;" type="text"/> <input style="width: 20px; height: 20px;" type="text"/>
HOUSEHOLD NUMBER	<input style="width: 60%;" type="text"/>			<input style="width: 20px; height: 20px;" type="text"/> <input style="width: 20px; height: 20px;" type="text"/> <input style="width: 20px; height: 20px;" type="text"/> <input style="width: 20px; height: 20px;" type="text"/>
NAME OF HOUSEHOLD HEAD	<input style="width: 90%;" type="text"/>			
NAME AND LINE NUMBER OF WOMAN	<input style="width: 90%;" type="text"/>			
HOUSEHOLD SELECTED FOR MAN'S SURVEY? (1=YES, 2=NO)	<input style="width: 60%;" type="text"/>			<input style="width: 20px; height: 20px;" type="text"/>
WOMAN SELECTED FOR DV MODULE? (1=YES, 2=NO)	<input style="width: 60%;" type="text"/>			<input style="width: 20px; height: 20px;" type="text"/>
INTERVIEWER VISITS				
	1	2	3	FINAL VISIT
DATE	<input style="width: 80%;" type="text"/>	<input style="width: 80%;" type="text"/>	<input style="width: 80%;" type="text"/>	DAY <input style="width: 20px; height: 20px;" type="text"/> <input style="width: 20px; height: 20px;" type="text"/> MONTH <input style="width: 20px; height: 20px;" type="text"/> <input style="width: 20px; height: 20px;" type="text"/> YEAR <input style="width: 20px; height: 20px;" type="text"/> <input style="width: 20px; height: 20px;" type="text"/> <input style="width: 20px; height: 20px;" type="text"/> <input style="width: 20px; height: 20px;" type="text"/> INT. NUMBER <input style="width: 20px; height: 20px;" type="text"/> <input style="width: 20px; height: 20px;" type="text"/> <input style="width: 20px; height: 20px;" type="text"/> <input style="width: 20px; height: 20px;" type="text"/> RESULT* <input style="width: 20px; height: 20px;" type="text"/>
INTERVIEWER'S NAME	<input style="width: 80%;" type="text"/>	<input style="width: 80%;" type="text"/>	<input style="width: 80%;" type="text"/>	<input style="width: 80%;" type="text"/>
RESULT*	<input style="width: 80%;" type="text"/>	<input style="width: 80%;" type="text"/>	<input style="width: 80%;" type="text"/>	<input style="width: 80%;" type="text"/>
NEXT VISIT: DATE	<input style="width: 80%;" type="text"/>	<input style="width: 80%;" type="text"/>		TOTAL NUMBER OF VISITS <input style="width: 20px; height: 20px;" type="text"/>
*RESULT CODES: 1 COMPLETED 4 REFUSED 2 NOT AT HOME 5 PARTLY COMPLETED 7 OTHER <input style="width: 50px;" type="text"/> 3 POSTPONED 6 INCAPACITATED SPECIFY <input style="width: 100px;" type="text"/>				
LANGUAGE OF QUESTIONNAIRE** <input style="width: 20px; height: 20px; text-align: center; font-weight: bold;" type="text"/> <input style="width: 20px; height: 20px; text-align: center; font-weight: bold;" type="text"/> LANGUAGE OF INTERVIEW** <input style="width: 20px; height: 20px;" type="text"/> <input style="width: 20px; height: 20px;" type="text"/> NATIVE LANGUAGE OF RESPONDENT** <input style="width: 20px; height: 20px;" type="text"/> <input style="width: 20px; height: 20px;" type="text"/> TRANSLATOR USED (YES = 1, NO = 2) <input style="width: 20px; height: 20px;" type="text"/>				
LANGUAGE OF QUESTIONNAIRE** ENGLISH <div style="display: flex; justify-content: space-between; margin-top: 10px;"> <div> **LANGUAGE CODES: 01 ENGLISH 06 KAMBA 11 LUO 16 SOMALI 02 KISWAHILI 07 KIKUYU 12 MAASAI 17 TURKANA 03 BORANA 08 KISII 13 MERU 96 OTHER 04 EMBU 09 LUHYA 14 MIJIKENDA 05 KALENJIN 10 MARAGOLI 15 POKOT SPECIFY <input style="width: 50px;" type="text"/> </div> </div>				
TEAM <div style="display: flex; align-items: center;"> <input style="width: 20px; height: 20px; margin-right: 5px;" type="text"/> <input style="width: 20px; height: 20px; margin-right: 5px;" type="text"/> </div> NUMBER		TEAM SUPERVISOR <div style="display: flex; align-items: center;"> <input style="width: 50px;" type="text"/> <div style="display: flex; align-items: center; margin-left: 10px;"> <input style="width: 20px; height: 20px; margin-right: 5px;" type="text"/> <input style="width: 20px; height: 20px; margin-right: 5px;" type="text"/> <input style="width: 20px; height: 20px; margin-right: 5px;" type="text"/> <input style="width: 20px; height: 20px;" type="text"/> </div> </div> <div style="display: flex; justify-content: space-between; margin-top: 5px;"> NAME NUMBER </div>		

INTRODUCTION AND CONSENT

Hello. My name is _____. I am working with Kenya National Bureau of Statistics. We are conducting a survey about health and other topics all over Kenya. The information we collect will help the government to plan health services. Your household was selected for the survey. The questions usually take about 30 to 90 minutes. All of the answers you give will be confidential and will not be shared with anyone other than members of our survey team. You don't have to be in the survey, but we hope you will agree to answer the questions since your views are important. If I ask you any question you don't want to answer, just let me know and I will go on to the next question or you can stop the interview at any time.

In case you need more information about the survey, you may contact the person listed on the card that has already been given to your household.

Do you have any questions?
May I begin the interview now?

SIGNATURE OF INTERVIEWER _____ DATE _____

RESPONDENT AGREES
TO BE INTERVIEWED .. 1

RESPONDENT DOES NOT AGREE
TO BE INTERVIEWED .. 2 → END

SECTION 1. RESPONDENT'S BACKGROUND

NO.	QUESTIONS AND FILTERS	CODING CATEGORIES	SKIP
101	RECORD THE TIME.	HOURS MINUTES	
102	What county were you born in? REFER TO COUNTY CODE LIST IN INTERVIEWER'S MANUAL	COUNTY CODE OUTSIDE OF KENYA 96	→ 104
103	What country were you born in?	COUNTRY	
104	How long have you been living continuously in (NAME OF CURRENT CITY, TOWN OR VILLAGE OF RESIDENCE)? IF LESS THAN ONE YEAR, RECORD '00' YEARS.	YEARS ALWAYS/NEVER MOVED 95 VISITOR 96	→ 110
105	CHECK 104: 00 - 04 YEARS <input type="checkbox"/> 05 YEARS <input type="checkbox"/> OR MORE		→ 107
106	In what month and year did you move here?	MONTH DON'T KNOW MONTH 98 YEAR DON'T KNOW YEAR 9998	
107	Just before you moved here, which county did you live in? REFER TO COUNTY CODE LIST IN INTERVIEWER'S MANUAL	COUNTY CODE OUTSIDE OF KENYA 96	
108	Just before you moved here, did you live in a city, in a town, or in a rural area?	CITY (NAIROBI, KISUMU, MOMBASA, NAKURU) 1 TOWN 2 RURAL AREA 3	
109	Why did you move to this place?	ECONOMIC REASONS/BUSINESS 01 EDUCATION/TRAINING 02 MARRIAGE 03 FAMILY REUNIFICATION/OTHER FAMILY-RELATED REASON 04 FORCED DISPLACEMENT 05 OTHER 96 (SPECIFY)	

SECTION 1. RESPONDENT'S BACKGROUND

NO.	QUESTIONS AND FILTERS	CODING CATEGORIES	SKIP
110	In what month and year were you born?	MONTH <input type="text"/> <input type="text"/> DON'T KNOW MONTH 98 YEAR <input type="text"/> <input type="text"/> <input type="text"/> <input type="text"/> DON'T KNOW YEAR 9998	
111	How old were you at your last birthday? COMPARE AND CORRECT 110 AND/OR 111 IF INCONSISTENT.	AGE IN COMPLETED YEARS <input type="text"/> <input type="text"/>	
112	In general, would you say your health is very good, good, moderate, bad, or very bad?	VERY GOOD 1 GOOD 2 MODERATE 3 BAD 4 VERY BAD 5	
113	Have you ever attended school?	YES 1 NO 2	→ 117
114	What is the highest level of school you attended: primary, secondary/'A' level, college, university, or vocational?	PRIMARY 1 SECONDARY/'A' LEVEL 2 MIDDLE LEVEL COLLEGE (CERTIFICATE/ DIPLOMA) 3 UNIVERSITY 4 VOCATIONAL TRAINING 5 INFORMAL EDUCATION (MADRASA/ ADULT BASIC) 6	
115	What is the highest (standard/grade/form/year) you completed at that level? IF COMPLETED LESS THAN ONE YEAR AT THAT LEVEL, RECORD '00'.	STANDARD/GRADE/FORM/YEAR .. <input type="text"/> <input type="text"/>	
116	CHECK 114: PRIMARY, SECONDARY, <input type="checkbox"/> VOCATIONAL OR INFORMAL ↓ COLLEGE OR <input type="checkbox"/> UNIVERSITY		→ 119
117	Now I would like you to read this sentence to me. SHOW CARD TO RESPONDENT. IF RESPONDENT CANNOT READ WHOLE SENTENCE, PROBE: Can you read any part of the sentence to me?	CANNOT READ AT ALL 1 ABLE TO READ ONLY PART OF THE SENTENCE 2 ABLE TO READ WHOLE SENTENCE 3 NO CARD WITH REQUIRED LANGUAGE 4 (SPECIFY LANGUAGE) BLIND/VISUALLY IMPAIRED 5	
118	CHECK 117: CODE '2', '3' OR '4' <input type="checkbox"/> CIRCLED ↓ CODE '1' OR '5' CIRCLED <input type="checkbox"/>		→ 120

SECTION 1. RESPONDENT'S BACKGROUND

NO.	QUESTIONS AND FILTERS	CODING CATEGORIES	SKIP
119	Do you read a newspaper or magazine at least once a week, less than once a week or not at all?	AT LEAST ONCE A WEEK 1 LESS THAN ONCE A WEEK 2 NOT AT ALL 3	
120	Do you listen to the radio at least once a week, less than once a week or not at all?	AT LEAST ONCE A WEEK 1 LESS THAN ONCE A WEEK 2 NOT AT ALL 3	
121	Do you watch television at least once a week, less than once a week or not at all?	AT LEAST ONCE A WEEK 1 LESS THAN ONCE A WEEK 2 NOT AT ALL 3	
122	Do you own a mobile phone?	YES 1 NO 2	→ 124
123	Is your mobile phone a smart phone?	YES 1 NO 2	
124	In the last 12 months, have you used a mobile phone to make financial transactions such as sending or receiving money, paying bills, purchasing goods or services, or receiving wages?	YES 1 NO 2	
125	Do you have an account in a bank or other financial institution that you yourself use?	YES 1 NO 2	→ 127
126	Did you yourself put money in or take money out of this account in the last 12 months?	YES 1 NO 2	
127	Have you ever used the Internet from any location on any device?	YES 1 NO 2	→ 130
128	In the last 12 months, have you used the Internet? IF NECESSARY, PROBE FOR USE FROM ANY LOCATION, WITH ANY DEVICE.	YES 1 NO 2	→ 130
129	During the last one month, how often did you use the Internet: almost every day, at least once a week, less than once a week, or not at all?	ALMOST EVERY DAY 1 AT LEAST ONCE A WEEK 2 LESS THAN ONCE A WEEK 3 NOT AT ALL 4	
130	What is your religion?	CATHOLIC 01 PROTESTANT 02 EVANGELICAL CHURCHES 03 AFRICAN INSTITUTED CHURCHES 04 ORTHODOX 05 OTHER CHRISTIAN 06 ISLAM 07 HINDU 08 TRADITIONISTS 09 NO RELIGION/ ATHEISTS 10 OTHER RELIGION _____ 96 (SPECIFY)	
131	What is your ethnic group?	EMBU 01 KALENJIN 02 KAMBA 03 KIKUYU 04 KISII 05 LUHYA 06 LUO 07 MAASAI 08 MERU 09 MIJIKENDA/SWAHILI 10 SOMALI 11 TAITA/TAVETA 12 OTHER _____ 96 (SPECIFY)	

SECTION 2. REPRODUCTION

NO.	QUESTIONS AND FILTERS	CODING CATEGORIES	SKIP								
201	Now I would like to ask about all the births you have had during your life. Have you ever given birth?	YES 1 NO 2	→ 206								
202	Do you have any sons or daughters to whom you have given birth who are now living with you?	YES 1 NO 2	→ 204								
203	a) How many sons live with you? b) And how many daughters live with you? IF NONE, RECORD '00'.	a) SONS AT HOME <table border="1" style="display: inline-table; vertical-align: middle;"><tr><td></td><td></td></tr><tr><td></td><td></td></tr></table> b) DAUGHTERS AT HOME <table border="1" style="display: inline-table; vertical-align: middle;"><tr><td></td><td></td></tr><tr><td></td><td></td></tr></table>									
204	Do you have any sons or daughters to whom you have given birth who are alive but do not live with you?	YES 1 NO 2	→ 206								
205	a) How many sons are alive but do not live with you? b) And how many daughters are alive but do not live with you? IF NONE, RECORD '00'.	a) SONS ELSEWHERE <table border="1" style="display: inline-table; vertical-align: middle;"><tr><td></td><td></td></tr><tr><td></td><td></td></tr></table> b) DAUGHTERS ELSEWHERE <table border="1" style="display: inline-table; vertical-align: middle;"><tr><td></td><td></td></tr><tr><td></td><td></td></tr></table>									
206	Have you ever given birth to a boy or girl who was born alive but later died? IF NO, PROBE: Any baby who cried, who made any movement, sound, or effort to breathe, or who showed any other signs of life even if for a very short time?	YES 1 NO 2	→ 208								
207	a) How many boys have died? b) And how many girls have died? IF NONE, RECORD '00'.	a) BOYS DEAD <table border="1" style="display: inline-table; vertical-align: middle;"><tr><td></td><td></td></tr><tr><td></td><td></td></tr></table> b) GIRLS DEAD <table border="1" style="display: inline-table; vertical-align: middle;"><tr><td></td><td></td></tr><tr><td></td><td></td></tr></table>									
208	SUM ANSWERS TO 203, 205, AND 207, AND ENTER TOTAL. IF NONE, RECORD '00'.	TOTAL LIVE BIRTHS <table border="1" style="display: inline-table; vertical-align: middle;"><tr><td></td><td></td></tr></table>									
209	CHECK 208: Just to make sure that I have this right: you have had in TOTAL ____ births during your life. Is that correct? <div style="display: flex; justify-content: space-around; align-items: center;"> <div style="text-align: center;">YES <input type="checkbox"/> ↓</div> <div style="text-align: center;">NO <input type="checkbox"/> ↓ PROBE AND CORRECT 201- 208 AS</div> </div>										
210	Women sometimes have a pregnancy that does not result in a live birth. For example, a pregnancy can end in a miscarriage, an abortion, or the child can be born dead. Have you ever had a pregnancy that did not end in a live birth?	YES 1 NO 2	→ 212								
211	How many miscarriages, abortions, and stillbirths have you ever had?	PREGNANCY LOSSES <table border="1" style="display: inline-table; vertical-align: middle;"><tr><td></td><td></td></tr></table>									
212	SUM ANSWERS TO 208 AND 211 AND ENTER TOTAL. IF NONE, RECORD '00'.	TOTAL PREGNANCY OUTCOMES .. <table border="1" style="display: inline-table; vertical-align: middle;"><tr><td></td><td></td></tr></table>									
213	CHECK 212: <div style="display: flex; justify-content: space-around; align-items: center;"> <div style="text-align: center;">ONE OR MORE PAST PREGNANCIES <input type="checkbox"/> ↓</div> <div style="text-align: center;">NO PAST PREGNANCIES <input type="checkbox"/> → 232</div> </div>										

SECTION 2. REPRODUCTION

214	Now I would like to record all your pregnancies including live births, stillbirths, miscarriages, and abortions, starting with your first pregnancy. RECORD ALL PREGNANCIES IN 215-228. RECORD TWINS AND TRIPLETS ON SEPARATE LINES. IF THERE ARE MORE THAN 3 PREGNANCIES, USE AN ADDITIONAL QUESTIONNAIRE.														
215	Think back to your (first/next) pregnancy. Was that a single pregnancy, twins, or triplets? IF MULTIPLE PREG- NANCY: COPY VALUE FOR 215 IN NEXT ROW(S). PREG- NANCY HISTORY LINE NUMBER	216	IF 215=1, ASK: Was the baby born alive, born dead, or did you have a miscarriage or abortion? IF 215 > 1, ASK: Was the (first/next) baby in this pregnancy born alive or born dead?	217	Did the baby cry, move, or breathe?	218	What name was given to the baby?	219	Is (NAME) a boy or a girl?	220	CHECK 216 AND 217: TYPE OF PREGNANCY OUTCOME. NOTE: IF 217=1, THEN PREGNANCY OUTCOME=BORN ALIVE. IF BORN ALIVE, ASK: On what day, month, and year was (NAME) born? IF BORN DEAD, A MISCARRIAGE, OR AN ABORTION, ASK: On what day, month, and year did this pregnancy end?	221	How long did this pregnancy last in weeks or months? RECORD IN COMPLETED WEEKS OR MONTHS.	222	FOR ROW 01, ASK: Were there any other pregnancies before this pregnancy? AFTER ROW 01: IF 215=1 OR THIS IS THE FIRST BIRTH OF A MULTIPLE PREGNANCY, ASK: Were there any other pregnancies between the previous pregnancy and this pregnancy? IF 215 > 1 AND THIS IS NOT THE FIRST BIRTH OF THE PREGNANCY, SKIP TO 216 IN NEXT ROW.
01 SING 1 2 TWINS TRIP 3 NO. OF OUT- COMES	BORN ALIVE 1 (SKIP TO 218) BORN DEAD 2 MISCARRIAGE 3 (SKIP TO 220) ABORTION 4	YES 1 NO 2 (SKIP TO 220)	BOY 1 GIRL 2	DAY MONTH YEAR WEEKS 1 MONTHS 2	1 (ADD PREGNANCY) 2 (NEXT PREGNANCY)										
02 SING 1 2 TWINS TRIP 3 NO. OF OUT- COMES	BORN ALIVE 1 (SKIP TO 218) BORN DEAD 2 MISCARRIAGE 3 (SKIP TO 220) ABORTION 4	YES 1 NO 2 (SKIP TO 220)	BOY 1 GIRL 2	DAY MONTH YEAR WEEKS 1 MONTHS 2	1 (ADD PREGNANCY) 2 (NEXT PREGNANCY)										
03 SING 1 2 TWINS TRIP 3 NO. OF OUT- COMES	BORN ALIVE 1 (SKIP TO 218) BORN DEAD 2 MISCARRIAGE 3 (SKIP TO 220) ABORTION 4	YES 1 NO 2 (SKIP TO 220)	BOY 1 GIRL 2	DAY MONTH YEAR WEEKS 1 MONTHS 2	1 (ADD PREGNANCY) 2 (NEXT PREGNANCY)										
222A	Have you had any pregnancies that ended since the last pregnancy mentioned? YES <input type="checkbox"/> → ADD TO TABLE NO <input type="checkbox"/> → GO TO 223, ROW 1														

SECTION 2. REPRODUCTION

223	224	225	226	227	228
CHECK 216, 217 AND 221: IF 216=1 OR 217=1, THEN PREGNANCY OUTCOME = BORN ALIVE. IF 216=2 OR 3, THEN CHECK 221. IF 221=7 MONTHS OR 28 WEEKS, THEN PREGNANCY OUTCOME = BORN DEAD. IF 221 < 7 MONTHS OR 28 WEEKS, FINAL PREGNANCY OUTCOME = MISCARRIAGE. IF 216=4, THEN PREGNANCY OUTCOME = ABORTION.	Is (NAME) still alive?	How old was (NAME) at last birthday?	Is (NAME) living with you?	RECORD HOUSEHOLD LINE NUMBER OF CHILD. RECORD '00' IF CHILD NOT LISTED IN HOUSEHOLD.	IF BORN ALIVE AND NOW DEAD: How old was (NAME) when (he/she) died? IF '12 MONTHS' OR '1 YR', ASK: Did (NAME) have (his/her) first birthday? THEN ASK: Exactly how many months old was (NAME) when (he/she) died? RECORD DAYS IF LESS THAN 1 MONTH; MONTHS IF LESS THAN TWO YEARS; OR YEARS.
01 BORN ALIVE 1 BORN DEAD 2 MISCARRIAGE 3 ABORTION 4	YES 1 NO 2 (SKIP TO 228)	AGE IN YEARS	YES 1 NO 2	HOUSEHOLD LINE NUMBER (SKIP TO 223 IN NEXT ROW)	DAYS 1 MONTHS 2 YEARS 3 (SKIP TO 223 IN NEXT ROW)
02 BORN ALIVE 1 BORN DEAD 2 MISCARRIAGE 3 ABORTION 4	YES 1 NO 2 (SKIP TO 228)	AGE IN YEARS	YES 1 NO 2	HOUSEHOLD LINE NUMBER (SKIP TO 223 IN NEXT ROW)	DAYS 1 MONTHS 2 YEARS 3 (SKIP TO 223 IN NEXT ROW)
03 BORN ALIVE 1 BORN DEAD 2 MISCARRIAGE 3 ABORTION 4	YES 1 NO 2 (SKIP TO 228)	AGE IN YEARS	YES 1 NO 2	HOUSEHOLD LINE NUMBER (SKIP TO 223 IN NEXT ROW)	DAYS 1 MONTHS 2 YEARS 3 (SKIP TO 223 IN NEXT ROW)

SECTION 2. REPRODUCTION

NO.	QUESTIONS AND FILTERS	CODING CATEGORIES	SKIP
230	<p>COMPARE 212 WITH NUMBER OF PREGNANCY OUTCOMES IN PREGNANCY HISTORY</p> <p>NUMBER IN PREGNANCY HISTORY IS GREATER THAN OR EQUAL TO 212 <input type="checkbox"/></p> <p>NUMBER IN PREGNANCY HISTORY IS LESS THAN 212 <input type="checkbox"/></p> <p>(PROBE AND RECONCILE) ←</p>		
231	<p>C FOR EACH LIVE BIRTH IN 2017-2022, ENTER 'B' IN THE MONTH OF BIRTH IN THE CALENDAR. WRITE THE NAME OF THE CHILD TO THE LEFT OF THE 'B' CODE. FOR EACH LIVE BIRTH, RECORD 'P' IN EACH OF THE PRECEDING MONTHS ACCORDING TO THE DURATION OF PREGNANCY. (NOTE: THE NUMBER OF 'P's MUST BE ONE LESS THAN THE NUMBER OF MONTHS THAT THE PREGNANCY LASTED.)</p> <p>FOR EACH PREGNANCY THAT DID NOT END IN A LIVE BIRTH IN 2017-2022, ENTER 'T' IN THE CALENDAR IN THE MONTH THAT THE PREGNANCY TERMINATED AND 'P' FOR THE REMAINING NUMBER OF COMPLETED MONTHS OF PREGNANCY.</p> <p>IF DURATION OF PREGNANCY WAS REPORTED IN WEEKS, MULTIPLY THE NUMBER OF WEEKS BY 0.23 TO CONVERT TO THE NUMBER OF MONTHS. ROUND DOWN TO THE NEAREST WHOLE NUMBER TO GET THE NUMBER OF COMPLETED MONTHS.</p>		
232	Are you pregnant now?	<p>YES 1</p> <p>NO 2</p> <p>UNSURE 8</p>	→ 236
233	<p>How many weeks or months pregnant are you?</p> <p>RECORD NUMBER OF COMPLETED WEEKS OR MONTHS.</p> <p>C ENTER 'P's IN THE CALENDAR, BEGINNING WITH THE MONTH OF INTERVIEW AND FOR THE TOTAL NUMBER OF COMPLETED MONTHS. IF DURATION OF PREGNANCY WAS REPORTED IN WEEKS, MULTIPLY THE NUMBER OF WEEKS BY 0.23 TO CONVERT TO THE NUMBER OF MONTHS. ROUND DOWN TO THE NEAREST WHOLE NUMBER TO GET THE NUMBER OF COMPLETED MONTHS.</p>	<p>WEEKS 1 <input type="text"/> <input type="text"/></p> <p>MONTHS 2 <input type="text"/> <input type="text"/></p>	
234	When you got pregnant, did you want to get pregnant at that time?	<p>YES 1</p> <p>NO 2</p>	→ 236
235	<p>CHECK 208: TOTAL NUMBER OF LIVE BIRTHS</p> <p>ONE OR MORE <input type="checkbox"/> NONE <input type="checkbox"/></p> <p>a) Did you want to have a baby later on or did you not want any more children?</p> <p>b) Did you want to have a baby later on or did you not want any children?</p>	<p>LATER 1</p> <p>NO MORE/NONE 2</p>	

SECTION 2. REPRODUCTION

NO.	QUESTIONS AND FILTERS	CODING CATEGORIES	SKIP								
236	When did your last menstrual period start? _____ (DATE, IF GIVEN)	DAYS AGO 1 WEEKS AGO 2 MONTHS AGO 3 YEARS AGO 4 IN MENOPAUSE/ HAS HAD HYSTERECTOMY 994 BEFORE LAST PREGNANCY 995 NEVER MENSTRUATED 996	<table border="1"><tr><td></td><td></td></tr><tr><td></td><td></td></tr><tr><td></td><td></td></tr><tr><td></td><td></td></tr></table> → 240 → 241								
237	CHECK 236: WAS THE LAST MENSTRUAL PERIOD WITHIN THE LAST YEAR? YES, WITHIN <input type="checkbox"/> LAST YEAR ↓ NO, ONE YEAR <input type="checkbox"/> OR MORE →		→ 240								
238	During your last menstrual period, what did you use to collect or absorb your menstrual blood? Anything else?	REUSABLE SANITARY PADS A DISPOSABLE SANITARY PADS B TAMPONS C MENSTRUAL CUP D CLOTH E TOILET PAPER F COTTON WOOL G UNDERWEAR ONLY H OTHER _____ X (SPECIFY) NOTHING Y									
239	During your last menstrual period, were you able to wash/clean your private parts and change in privacy while at home?	YES 1 NO 2 AWAY FROM HOME DURING LAST MENSTRUAL PERIOD 3									
240	How old were you when you had your first menstrual period?	AGE <table border="1"><tr><td></td><td></td></tr></table> DON'T KNOW 98									
241	From one menstrual period to the next, are there certain days when a woman is more likely to become pregnant?	YES 1 NO 2 DON'T KNOW 8	→ 243								
242	Is this time just before her period begins, during her period, right after her period has ended, or halfway between two periods?	JUST BEFORE HER PERIOD BEGINS 1 DURING HER PERIOD 2 RIGHT AFTER HER PERIOD HAS ENDED .. 3 HALFWAY BETWEEN TWO PERIODS 4 OTHER _____ 6 (SPECIFY) DON'T KNOW 8									
243	After the birth of a child, can a woman become pregnant before her menstrual period has returned?	YES 1 NO 2 DON'T KNOW 8									

SECTION 3. CONTRACEPTION

301	Now I would like to talk about family planning - the various ways or methods that a couple can use to delay or avoid a pregnancy. Have you ever heard of (METHOD)?		
01	Female Sterilization. PROBE: Women can have an operation to avoid having any more children.	YES 1 NO 2	
02	Male Sterilization. PROBE: Men can have an operation to avoid having any more children.	YES 1 NO 2	
03	IUD. PROBE: Women can have a loop or coil placed inside them by a doctor or a nurse which can prevent pregnancy for one or more years.	YES 1 NO 2	
04	Injectables. PROBE: Women can have an injection by a health provider that stops them from becoming pregnant for one or more months.	YES 1 NO 2	
05	Implants. PROBE: Women can have one or more small rods placed in their upper arm by a doctor or nurse which can prevent pregnancy for one or more years.	YES 1 NO 2	
06	Pill. PROBE: Women can take a pill every day to avoid becoming pregnant.	YES 1 NO 2	
07	Male Condom. PROBE: Men can put a rubber sheath on their penis before sexual intercourse.	YES 1 NO 2	
08	Female Condom. PROBE: Women can place a sheath in their vagina before sexual intercourse.	YES 1 NO 2	
09	Emergency Contraception. PROBE: As an emergency measure, within 3 days after they have unprotected sexual intercourse, women can take special pills to prevent pregnancy.	YES 1 NO 2	
10	Standard Days Method. PROBE: A woman uses a string of colored beads to know the days she can get pregnant. On the days she can get pregnant, she uses a condom or does not have sexual intercourse.	YES 1 NO 2	
11	Lactational Amenorrhea Method (LAM). PROBE: Up to 6 months after childbirth, before the menstrual period has returned, women use a method requiring frequent breastfeeding day and night.	YES 1 NO 2	
12	Rhythm Method. PROBE: To avoid pregnancy, women do not have sexual intercourse on the days of the month they think they can get pregnant.	YES 1 NO 2	
13	Withdrawal. PROBE: Men can be careful and pull out before climax/ ejaculation.	YES 1 NO 2	
14	Have you heard of any other ways or methods that women or men can use to avoid pregnancy?	<div>YES, MODERN METHOD</div> <div>_____ A</div> <div style="text-align: center;">(SPECIFY)</div> <div>YES, TRADITIONAL METHOD</div> <div>_____ B</div> <div style="text-align: center;">(SPECIFY)</div> <div>NO Y</div>	

SECTION 3. CONTRACEPTION

NO.	QUESTIONS AND FILTERS	CODING CATEGORIES	SKIP
302	CHECK 232: <div style="display: flex; justify-content: space-around; align-items: center;"> NOT PREGNANT <input type="checkbox"/> OR UNSURE ↓ PREGNANT <input type="checkbox"/> </div>		→ 317
303	Are you or your partner currently doing something or using any method to delay or avoid getting	YES 1 NO 2	→ 307
304	Are you or your partner sterilized? IF YES: Who is sterilized, you or your partner?	YES, RESPONDENT STERILIZED ONLY .. 1 YES, PARTNER STERILIZED ONLY 2 YES, BOTH STERILIZED 3 NO, NEITHER STERILIZED 4	→ 306
305	CHECK 304: <div style="display: flex; justify-content: space-around; align-items: center;"> <div style="text-align: center;">RESPONDENT <input type="checkbox"/> STERILIZED ONLY ↓ PROCEED TO 307. CIRCLE CODE 'A' AND FOLLOW THE SKIP INSTRUCTION.</div> <div style="text-align: center;">PARTNER <input type="checkbox"/> STERILIZED ONLY ↓ PROCEED TO 307. CIRCLE CODE 'B' AND FOLLOW THE SKIP INSTRUCTION.</div> <div style="text-align: center;">BOTH <input type="checkbox"/> STERILIZED ↓ PROCEED TO 307. CIRCLE CODE 'A' AND CODE 'B' AND FOLLOW THE SKIP INSTRUCTION.</div> </div>		
306	Just to check, are you or your partner doing any of the following to avoid pregnancy: deliberately avoiding sex on certain days, using a condom, using withdrawal or using emergency contraception?	YES 1 NO 2	→ 317
307	Which method are you using? RECORD ALL MENTIONED. IF MORE THAN ONE METHOD MENTIONED, FOLLOW SKIP INSTRUCTION FOR HIGHEST METHOD IN LIST.	FEMALE STERILIZATION A MALE STERILIZATION B IUD C INJECTABLES D IMPLANTS E PILL F MALE CONDOM G FEMALE CONDOM H EMERGENCY CONTRACEPTION I STANDARD DAYS METHOD J LACTATIONAL AMENORRHEA METHOD .. K RHYTHM METHOD L WITHDRAWAL M OTHER MODERN METHOD X OTHER TRADITIONAL METHOD Y	<div style="display: flex; align-items: center;"> <div style="margin-right: 5px;">→ 312</div> <div style="margin-right: 5px;">→ 314</div> <div style="margin-right: 5px;">→ 314</div> <div style="margin-right: 5px;">→ 310</div> <div style="margin-right: 5px;">→ 311</div> <div style="margin-right: 5px;">→ 314</div> </div>
308	Now I'm going to show you two pictures. Please point to the picture that best matches what was used the last time you received your injectable. SHOW IMAGES OF SAYANA PRESS AND REGULAR SYRINGE.	DMPA-SC/SAYANA PRESS 1 NEEDLE AND SYRINGE 2 DON'T KNOW 8	→ 314
309	The last time you received your injectable, did you inject DMPA-SC/Sayana Press yourself or did a health care provider do it for you?	SELF-INJECTION 1 INJECTION GIVEN BY HEALTH CARE PROVIDER 2 OTHER (FRIEND/RELATIVE ETC) 3 DON'T KNOW 8	→ 314
310	What is the brand name of the pills you are using? IF DON'T KNOW THE BRAND, ASK TO SEE THE PACKAGE.	COMBINED ORAL CONTRACEPTIVES (CHAGUO LANGU) 01 PROGESTIN ONLY PILLS (MICROLUT) 02 OTHER 96 (SPECIFY) DON'T KNOW 98	→ 314

SECTION 3. CONTRACEPTION

NO.	QUESTIONS AND FILTERS	CODING CATEGORIES	SKIP
311	<p>What is the brand name of the male condoms you are using?</p> <p>IF DON'T KNOW THE BRAND, ASK TO SEE THE PACKAGE.</p>	<p>SURE 01</p> <p>DUREX 02</p> <p>KISS 03</p> <p>TRUST 04</p> <p>POWER PLAY 05</p> <p>ROUGH RIDER 06</p> <p>LIFEGUARD 07</p> <p>OTHER 96</p> <p align="center">(SPECIFY)</p> <p>DON'T KNOW 98</p>	<p>→ 314</p>
312	<p>In what facility did the sterilization take place?</p> <p>PROBE TO IDENTIFY THE TYPE OF SOURCE.</p> <p>IF UNABLE TO DETERMINE IF PUBLIC, PRIVATE, OR NGO SECTOR, RECORD '96' AND WRITE THE NAME OF THE PLACE.</p>	<p>PUBLIC SECTOR</p> <p>GOVERNMENT HOSPITAL 11</p> <p>GOVERNMENT HEALTH CENTER 12</p> <p>GOVERNMENT DISPENSARY 13</p> <p>MOBILE CLINIC 14</p> <p>OTHER PUBLIC SECTOR</p> <p>..... 16</p> <p align="center">(SPECIFY)</p> <p>PRIVATE MEDICAL SECTOR</p> <p>PRIVATE HOSPITAL 21</p> <p>PRIVATE CLINIC 22</p> <p>PRIVATE DOCTOR'S OFFICE 23</p> <p>MOBILE CLINIC 24</p> <p>OTHER PRIVATE MEDICAL SECTOR</p> <p>..... 26</p> <p align="center">(SPECIFY)</p> <p>NGO MEDICAL SECTOR</p> <p>NGO HOSPITAL 31</p> <p>NGO CLINIC 32</p> <p>OTHER NGO MEDICAL SECTOR</p> <p>..... 36</p> <p align="center">(SPECIFY)</p> <p>FBO MEDICAL SECTOR</p> <p>FBO/MISSION HOSPITAL 41</p> <p>FBO/MISSION CLINIC 42</p> <p>FBO MOBILE CLINIC 43</p> <p>OTHER FBO SECTOR</p> <p>..... 46</p> <p align="center">(SPECIFY)</p> <p>OTHER 96</p> <p align="center">(SPECIFY)</p> <p>DON'T KNOW 98</p>	

SECTION 3. CONTRACEPTION

NO.	QUESTIONS AND FILTERS	CODING CATEGORIES	SKIP												
313	In what month and year was the sterilization performed?	MONTH <table border="1" style="display: inline-table; vertical-align: middle;"><tr><td></td><td></td></tr><tr><td></td><td></td></tr></table> YEAR <table border="1" style="display: inline-table; vertical-align: middle;"><tr><td></td><td></td><td></td><td></td></tr><tr><td></td><td></td><td></td><td></td></tr></table>													<div style="border: 1px solid black; width: 10px; height: 10px; display: inline-block;"></div> → 315
314	Since what month and year have you been using (CURRENT METHOD) without stopping? PROBE: For how long have you been using (CURRENT METHOD) now without stopping?	MONTH <table border="1" style="display: inline-table; vertical-align: middle;"><tr><td></td><td></td></tr><tr><td></td><td></td></tr></table> YEAR <table border="1" style="display: inline-table; vertical-align: middle;"><tr><td></td><td></td><td></td><td></td></tr><tr><td></td><td></td><td></td><td></td></tr></table>													
315	CHECK 313 AND 314, AND 220: ANY LIVE BIRTH, STILLBIRTH, MISSCARRIAGE OR ABORTION AFTER MONTH AND YEAR OF START OF USE OF CONTRACEPTION IN 313 OR 314? <div style="display: flex; justify-content: space-between; align-items: flex-start;"> <div style="text-align: center;"> NO <div style="border: 1px solid black; width: 20px; height: 20px; display: inline-block;"></div> ↓ </div> <div style="text-align: center;"> YES <div style="border: 1px solid black; width: 20px; height: 20px; display: inline-block;"></div> GO BACK TO 313 OR 314, PROBE AND RECORD MONTH AND YEAR AT START OF CONTINUOUS USE OF CURRENT METHOD (MUST BE AFTER LAST BIRTH OR PREGNANCY TERMINATION). ← </div> </div>														

SECTION 3. CONTRACEPTION (CAPI OPTION)

NO.	QUESTIONS AND FILTERS	CODING CATEGORIES	SKIP
316	<p>CHECK 313 AND 314:</p> <div style="display: flex; justify-content: space-between;"> <div style="width: 45%;"> <p align="center">YEAR IS 2017-2022 <input type="checkbox"/></p> <p>C ENTER CODE FOR METHOD USED IN MONTH OF INTERVIEW IN THE CALENDAR AND IN EACH MONTH BACK TO THE DATE STARTED USING.</p> <p align="center">THEN CONTINUE ↓</p> </div> <div style="width: 45%; border-left: 1px dashed black; padding-left: 10px;"> <p align="center">YEAR IS 2016 OR EARLIER <input type="checkbox"/></p> <p>C ENTER CODE FOR METHOD USED IN MONTH OF INTERVIEW IN THE CALENDAR AND EACH MONTH BACK TO JANUARY 2017 .</p> <p align="center">THEN ↓ (SKIP TO 329) ←</p> </div> </div>		
317	<p>I would like to ask you some questions about the times you or your partner may have used a method to avoid getting pregnant during the last few years.</p> <p>C USE CALENDAR TO PROBE FOR EARLIER PERIODS OF USE AND NONUSE, STARTING WITH MOST RECENT USE, BACK TO JANUARY 2017. USE NAMES OF CHILDREN, DATES OF BIRTH, AND PERIODS OF PREGNANCY AS REFERENCE POINTS.</p>		
317A	MONTH AND YEAR OF START OF INTERVAL OF USE OR NON-USE.	MONTH <input type="text"/> <input type="text"/> YEAR <input type="text"/> <input type="text"/> <input type="text"/> <input type="text"/>	
317B	Between (EVENT) in (MONTH/YEAR) and (EVENT) in (MONTH/YEAR), did you or your partner use any method of contraception?	YES 1 NO 2	→ 317I
317C	Which method was that?	METHOD CODE <input type="text"/>	
317D	How many months after (EVENT) in (MONTH/YEAR) did you start to use (METHOD)? CIRCLE '95' IF RESPONDENT GIVES THE DATE OF STARTING TO USE THE METHOD.	IMMEDIATELY 00 MONTHS <input type="text"/> <input type="text"/> DATE GIVEN 95	→ 317F
317E	RECORD MONTH AND YEAR RESPONDENT STARTED USING METHOD.	MONTH <input type="text"/> <input type="text"/> YEAR <input type="text"/> <input type="text"/> <input type="text"/> <input type="text"/>	
317F	For how many months did you use (METHOD)? CIRCLE '95' IF RESPONDENT GIVES THE DATE OF TERMINATION OF USE.	MONTHS <input type="text"/> <input type="text"/> DATE GIVEN 95	→ 317H
317G	RECORD MONTH AND YEAR RESPONDENT STOPPED USING METHOD.	MONTH <input type="text"/> <input type="text"/> YEAR <input type="text"/> <input type="text"/> <input type="text"/> <input type="text"/>	
317H	Why did you stop using (METHOD)?	REASON STOPPED <input type="text"/>	
317I	GO BACK TO 317A FOR NEXT GAP; OR, IF NO MORE GAPS, GO TO 318.		

SECTION 3. CONTRACEPTION

[illegible]

SECTION 3. CONTRACEPTION

NO.	QUESTIONS AND FILTERS	CODING CATEGORIES	SKIP
322	<p>You first started using (CURRENT METHOD) in (DATE FROM 314). Where did you get it at that time?</p> <p>PROBE TO IDENTIFY THE TYPE OF SOURCE.</p> <p>IF UNABLE TO DETERMINE IF PUBLIC, PRIVATE, OR NGO SECTOR, RECORD '96' AND WRITE THE NAME OF THE PLACE.</p>	<p>PUBLIC SECTOR</p> <p>GOVERNMENT HOSPITAL 11</p> <p>GOVERNMENT HEALTH CENTER 12</p> <p>GOVERNMENT DISPENSARY 13</p> <p>MOBILE CLINIC 14</p> <p>COMMUNITY HEALTH WORKER/ FIELDWORKER 15</p> <p>OTHER PUBLIC SECTOR</p> <p>_____ 16</p> <p align="center">(SPECIFY)</p> <p>PRIVATE MEDICAL SECTOR</p> <p>PRIVATE HOSPITAL 21</p> <p>PRIVATE CLINIC 22</p> <p>PHARMACY 23</p> <p>PRIVATE DOCTOR 24</p> <p>MOBILE CLINIC 25</p> <p>COMMUNITY HEALTH WORKER/ FIELDWORKER 26</p> <p>OTHER PRIVATE MEDICAL SECTOR</p> <p>_____ 27</p> <p align="center">(SPECIFY)</p> <p>NGO MEDICAL SECTOR</p> <p>NGO HOSPITAL 31</p> <p>NGO CLINIC 32</p> <p>OTHER NGO MEDICAL SECTOR</p> <p>_____ 36</p> <p align="center">(SPECIFY)</p> <p>FBO MEDICAL SECTOR</p> <p>FBO/MISSION HOSPITAL 41</p> <p>FBO/MISSION CLINIC 42</p> <p>FBO MOBILE CLINIC 43</p> <p>OTHER FBO SECTOR</p> <p>_____ 46</p> <p align="center">(SPECIFY)</p> <p>OTHER SOURCE</p> <p>SHOP 51</p> <p>CHURCH 52</p> <p>FRIEND/RELATIVE 53</p> <p>OTHER _____ 96</p> <p align="center">(SPECIFY)</p>	
323	At that time, were you told about side effects or problems you might have with the method?	<p>YES 1</p> <p>NO 2</p>	→ 325
324	When you got sterilized, were you told about side effects or problems you might have with the method?	<p>YES 1</p> <p>NO 2</p>	
325	Were you told what to do if you experienced side effects or problems?	<p>YES 1</p> <p>NO 2</p>	
326	At that time, were you told about other methods of family planning that you could use?	<p>YES 1</p> <p>NO 2</p>	

SECTION 3. CONTRACEPTION

[illegible]

SECTION 3. CONTRACEPTION

NO.	QUESTIONS AND FILTERS	CODING CATEGORIES	SKIP
330	<p>Where did you obtain (CURRENT METHOD) the last time?</p> <p>PROBE TO IDENTIFY THE TYPE OF SOURCE.</p> <p>IF UNABLE TO DETERMINE IF PUBLIC, PRIVATE, OR NGO SECTOR, RECORD '96' AND WRITE THE NAME OF THE PLACE.</p>	<p>PUBLIC SECTOR</p> <p>GOVERNMENT HOSPITAL 11</p> <p>GOVERNMENT HEALTH CENTER 12</p> <p>GOVERNMENT DISPENSARY 13</p> <p>MOBILE CLINIC 14</p> <p>COMMUNITY HEALTH WORKER</p> <p>FIELDWORKER 15</p> <p>OTHER PUBLIC SECTOR</p> <p>_____ 16</p> <p align="center">(SPECIFY)</p> <p>PRIVATE MEDICAL SECTOR</p> <p>PRIVATE HOSPITAL 21</p> <p>PRIVATE CLINIC 22</p> <p>PHARMACY 23</p> <p>PRIVATE DOCTOR 24</p> <p>MOBILE CLINIC 25</p> <p>COMMUNITY HEALTH WORKER</p> <p>FIELDWORKER 26</p> <p>OTHER PRIVATE MEDICAL SECTOR</p> <p>_____ 27</p> <p align="center">(SPECIFY)</p> <p>NGO MEDICAL SECTOR</p> <p>NGO HOSPITAL 31</p> <p>NGO CLINIC 32</p> <p>OTHER NGO MEDICAL SECTOR</p> <p>_____ 36</p> <p align="center">(SPECIFY)</p> <p>FBO MEDICAL SECTOR</p> <p>FBO/MISSION HOSPITAL 41</p> <p>FBO/MISSION CLINIC 42</p> <p>FBO MOBILE CLINIC 43</p> <p>OTHER FBO SECTOR</p> <p>_____ 46</p> <p align="center">(SPECIFY)</p> <p>OTHER SOURCE</p> <p>SHOP 51</p> <p>CHURCH 52</p> <p>FRIEND/RELATIVE 53</p> <p>OTHER _____ 96</p> <p align="center">(SPECIFY)</p>	<p>→ 332</p>
331	Do you know of a place where you can obtain a method of family planning?	<p>YES 1</p> <p>NO 2</p>	
332	In the last 12 months, were you visited by a fieldworker?	<p>YES 1</p> <p>NO 2</p>	→ 334
333	Did the fieldworker talk to you about family planning?	<p>YES 1</p> <p>NO 2</p>	
334	<p>CHECK 202: CHILDREN LIVING WITH</p> <p>YES <input type="checkbox"/> NO <input type="checkbox"/></p> <p>a) In the last 12 months, have you visited a health facility for care for yourself or your children?</p> <p>b) In the last 12 months, have you visited a health facility for care for yourself?</p>	<p>YES 1</p> <p>NO 2</p>	→ 401
335	Did any staff member at the health facility speak to you about family planning methods?	<p>YES 1</p> <p>NO 2</p>	

SECTION 4. PREGNANCY AND POSTNATAL CARE

NO.	QUESTIONS AND FILTERS	CODING CATEGORIES	SKIP																														
401	CHECK 220 AND 225: ONE OR MORE PREGNANCY OUTCOMES 0-35 MONTHS BEFORE THE SURVEY <input type="checkbox"/>	NO PREGNANCY OUTCOMES 0-35 MONTHS BEFORE THE SURVEY <input type="checkbox"/>	→ 601																														
402	<p>CHECK 220. LIST THE PREGNANCY HISTORY NUMBER IN 215 FOR EACH PREGNANCY OUTCOME 0-35 MONTHS BEFORE THE SURVEY, STARTING FROM THE LAST ONE. CLASSIFY EACH PREGNANCY OUTCOME BY TYPE USING 223 AND THE ORDER OF OUTCOMES IN THE PREGNANCY HISTORY.</p> <p>PREGNANCY OUTCOME TYPE</p> <p>MOST RECENT LIVE BIRTH 1 PRIOR LIVE BIRTH 2 MOST RECENT STILLBIRTH 3 PRIOR STILLBIRTH 4 ABORTION OR MISCARRIAGE 5</p> <table> <tr> <td>PREGNANCY HISTORY NUMBER ..</td> <td><input type="text"/></td> <td><input type="text"/></td> <td>PREGNANCY OUTCOME TYPE</td> <td><input type="text"/></td> </tr> <tr> <td>PREGNANCY HISTORY NUMBER ..</td> <td><input type="text"/></td> <td><input type="text"/></td> <td>PREGNANCY OUTCOME TYPE</td> <td><input type="text"/></td> </tr> <tr> <td>PREGNANCY HISTORY NUMBER ..</td> <td><input type="text"/></td> <td><input type="text"/></td> <td>PREGNANCY OUTCOME TYPE</td> <td><input type="text"/></td> </tr> <tr> <td>PREGNANCY HISTORY NUMBER ..</td> <td><input type="text"/></td> <td><input type="text"/></td> <td>PREGNANCY OUTCOME TYPE</td> <td><input type="text"/></td> </tr> <tr> <td>PREGNANCY HISTORY NUMBER ..</td> <td><input type="text"/></td> <td><input type="text"/></td> <td>PREGNANCY OUTCOME TYPE</td> <td><input type="text"/></td> </tr> <tr> <td>PREGNANCY HISTORY NUMBER ..</td> <td><input type="text"/></td> <td><input type="text"/></td> <td>PREGNANCY OUTCOME TYPE</td> <td><input type="text"/></td> </tr> </table>			PREGNANCY HISTORY NUMBER ..	<input type="text"/>	<input type="text"/>	PREGNANCY OUTCOME TYPE	<input type="text"/>	PREGNANCY HISTORY NUMBER ..	<input type="text"/>	<input type="text"/>	PREGNANCY OUTCOME TYPE	<input type="text"/>	PREGNANCY HISTORY NUMBER ..	<input type="text"/>	<input type="text"/>	PREGNANCY OUTCOME TYPE	<input type="text"/>	PREGNANCY HISTORY NUMBER ..	<input type="text"/>	<input type="text"/>	PREGNANCY OUTCOME TYPE	<input type="text"/>	PREGNANCY HISTORY NUMBER ..	<input type="text"/>	<input type="text"/>	PREGNANCY OUTCOME TYPE	<input type="text"/>	PREGNANCY HISTORY NUMBER ..	<input type="text"/>	<input type="text"/>	PREGNANCY OUTCOME TYPE	<input type="text"/>
PREGNANCY HISTORY NUMBER ..	<input type="text"/>	<input type="text"/>	PREGNANCY OUTCOME TYPE	<input type="text"/>																													
PREGNANCY HISTORY NUMBER ..	<input type="text"/>	<input type="text"/>	PREGNANCY OUTCOME TYPE	<input type="text"/>																													
PREGNANCY HISTORY NUMBER ..	<input type="text"/>	<input type="text"/>	PREGNANCY OUTCOME TYPE	<input type="text"/>																													
PREGNANCY HISTORY NUMBER ..	<input type="text"/>	<input type="text"/>	PREGNANCY OUTCOME TYPE	<input type="text"/>																													
PREGNANCY HISTORY NUMBER ..	<input type="text"/>	<input type="text"/>	PREGNANCY OUTCOME TYPE	<input type="text"/>																													
PREGNANCY HISTORY NUMBER ..	<input type="text"/>	<input type="text"/>	PREGNANCY OUTCOME TYPE	<input type="text"/>																													
403	Now I would like to ask some questions about your pregnancies in the last 3 years. (We will talk about each separately, starting with the last one you had.)																																
404	PREGNANCY HISTORY NUMBER FROM 402.	PREGNANCY HISTORY NUMBER <input type="text"/>																															
405	PREGNANCY OUTCOME TYPE FROM 402.	MOST RECENT LIVE BIRTH 1 PRIOR LIVE BIRTH 2 MOST RECENT STILLBIRTH 3 PRIOR STILLBIRTH 4 MISCARRIAGE/ABORTION 5	→ 407																														
406	RECORD DATE PREGNANCY ENDED FROM 220.	DAY <input type="text"/> MONTH <input type="text"/> YEAR <input type="text"/>	→ 408																														
407	RECORD NAME FROM 218. NAME																																
408	CHECK 405: PREGNANCY TYPE 1 OR 2 <input type="checkbox"/> PREGNANCY TYPE 3, 4, OR 5 <input type="checkbox"/> a) When you got pregnant with (NAME), did you want to get pregnant at that time? b) When you got pregnant with the pregnancy that ended in (DATE FROM 406), did you want to get pregnant at that time?	YES 1 NO 2	→ 411																														

409	Did you want to have a baby later on, or not at all?	LATER 1 NOT AT ALL 2	→ 411								
410	How much longer did you want to wait?	MONTHS 1 <table border="1" style="display: inline-table; vertical-align: middle;"><tr><td> </td><td> </td></tr><tr><td> </td><td> </td></tr></table> YEARS 2 <table border="1" style="display: inline-table; vertical-align: middle;"><tr><td> </td><td> </td></tr><tr><td> </td><td> </td></tr></table> DON'T KNOW 998									
411	CHECK 405: PREGNANCY OUTCOME TYPE	MOST RECENT LIVE BIRTH 1 PRIOR LIVE BIRTH 2 MOST RECENT STILLBIRTH 3 PRIOR STILLBIRTH 4 ABORTION/MISCARRIAGE 5	→ 434 → 434 → 475								
412	Did you see anyone for antenatal care for this pregnancy?	YES 1 NO 2	→ 414								
413	CHECK 405: PREGNANCY OUTCOME TYPE	<div style="display: flex; justify-content: space-between; align-items: center;"> <div style="text-align: center;"> MOST RECENT LIVE BIRTH <input type="checkbox"/> (SKIP TO 420) ← </div> <div style="text-align: center;"> MOST RECENT <input type="checkbox"/> STILLBIRTH </div> </div>	→ 426								
414	Whom did you see? Anyone else? PROBE TO IDENTIFY EACH TYPE OF PERSON AND RECORD ALL MENTIONED.	HEALTH PERSONNEL DOCTOR A NURSE/MIDWIFE/CLINICAL OFFICER.... B OTHER PERSON TRADITIONAL BIRTH ATTENDANT..... D COMMUNITY HEALTH WORKER/ FIELD WORKER E OTHER _____ X (SPECIFY)									

415	<p>Where did you receive antenatal care for this pregnancy?</p> <p>Anywhere else?</p> <p>PROBE TO IDENTIFY THE TYPE OF SOURCE.</p> <p>IF UNABLE TO DETERMINE IF PUBLIC, PRIVATE, OR NGO SECTOR, RECORD 'X' AND WRITE THE NAME OF THE PLACE(S).</p>	<p>HOME</p> <p>HER HOME A</p> <p>OTHER HOME B</p> <p>PUBLIC SECTOR</p> <p>GOVERNMENT HOSPITAL C</p> <p>GOVERNMENT HEALTH CENTER D</p> <p>GOVERNMENT DISPENSARY E</p> <p>OTHER PUBLIC SECTOR F</p> <p>(SPECIFY)</p> <p>PRIVATE MEDICAL SECTOR</p> <p>PRIVATE HOSPITAL G</p> <p>PRIVATE CLINIC H</p> <p>OTHER PRIVATE MEDICAL SECTOR I</p> <p>(SPECIFY)</p> <p>NGO MEDICAL SECTOR</p> <p>NGO HOSPITAL J</p> <p>NGO CLINIC K</p> <p>OTHER NGO MEDICAL SECTOR L</p> <p>(SPECIFY)</p> <p>FBO MEDICAL SECTOR</p> <p>FBO/MISSION HOSPITAL M</p> <p>FBO/MISSION CLINIC N</p> <p>OTHER FBO MEDICAL SECTOR O</p> <p>(SPECIFY)</p> <p>OTHER X</p> <p>(SPECIFY)</p>																																	
416	<p>How many weeks or months pregnant were you when you first received antenatal care for this pregnancy?</p>	<p>WEEKS 1 <table border="1" data-bbox="1174 1066 1302 1122"><tr><td></td><td></td></tr><tr><td></td><td></td></tr></table></p> <p>MONTHS 2 <table border="1" data-bbox="1174 1122 1302 1178"><tr><td></td><td></td></tr><tr><td></td><td></td></tr></table></p> <p>DON'T KNOW 998</p>																																	
417	<p>How many times did you receive antenatal care during this pregnancy?</p>	<p>NUMBER OF TIMES <table border="1" data-bbox="1174 1256 1302 1312"><tr><td></td><td></td></tr><tr><td></td><td></td></tr></table></p> <p>DON'T KNOW 98</p>																																	
418	<p>As part of your antenatal care during this pregnancy, did a healthcare provider do any of the following:</p> <p>a) Measure your blood pressure?</p> <p>b) Take a urine sample?</p> <p>c) Take a blood sample?</p> <p>d) Listen to the baby's heartbeat?</p> <p>e) Talk with you about which foods you should eat?</p> <p>f) Talk with you about breastfeeding?</p> <p>g) Ask you if you had vaginal bleeding?</p>	<table border="1"> <thead> <tr> <th></th> <th>YES</th> <th>NO</th> <th>DK</th> </tr> </thead> <tbody> <tr> <td>a) BP</td> <td>1</td> <td>2</td> <td>8</td> </tr> <tr> <td>b) URINE</td> <td>1</td> <td>2</td> <td>8</td> </tr> <tr> <td>c) BLOOD</td> <td>1</td> <td>2</td> <td>8</td> </tr> <tr> <td>d) HEARTBEAT</td> <td>1</td> <td>2</td> <td>8</td> </tr> <tr> <td>e) FOODS</td> <td>1</td> <td>2</td> <td>8</td> </tr> <tr> <td>f) BREASTFEED</td> <td>1</td> <td>2</td> <td>8</td> </tr> <tr> <td>g) BLEEDING</td> <td>1</td> <td>2</td> <td>8</td> </tr> </tbody> </table>		YES	NO	DK	a) BP	1	2	8	b) URINE	1	2	8	c) BLOOD	1	2	8	d) HEARTBEAT	1	2	8	e) FOODS	1	2	8	f) BREASTFEED	1	2	8	g) BLEEDING	1	2	8	
	YES	NO	DK																																
a) BP	1	2	8																																
b) URINE	1	2	8																																
c) BLOOD	1	2	8																																
d) HEARTBEAT	1	2	8																																
e) FOODS	1	2	8																																
f) BREASTFEED	1	2	8																																
g) BLEEDING	1	2	8																																

419	CHECK 405: PREGNANCY OUTCOME TYPE		
	MOST RECENT LIVE BIRTH <input type="checkbox"/>	MOST RECENT STILLBIRTH <input type="checkbox"/>	→ 426
420	During this pregnancy, were you given an injection in the arm to prevent the baby from getting tetanus after birth?	YES 1 NO 2 DON'T KNOW 8	→ 423
421	During this pregnancy, how many times did you get a tetanus injection?	TIMES <input type="text"/> DON'T KNOW 8	
422	CHECK 421:		
	ONE TIME <input type="checkbox"/> OR DK ↓	TWO OR MORE TIMES <input type="checkbox"/>	→ 426
423	At any time before this pregnancy, did you receive any tetanus injections?	YES 1 NO 2 DON'T KNOW 8	→ 426
424	Before this pregnancy, how many times did you receive a tetanus injection?	TIMES <input type="text"/> IF 7 OR MORE TIMES, RECORD '7'. DON'T KNOW 8	
425	CHECK 424:		
	ONLY ONE <input type="checkbox"/> a) How many years ago did you receive that tetanus injection? ----- b) How many years ago did you receive the last tetanus injection prior to this pregnancy?	MORE THAN ONE <input type="checkbox"/> YEARS AGO <input type="text"/> <input type="text"/>	
426	During this pregnancy, were you given or did you buy any iron tablets/IFAS or iron syrup?	YES 1 NO 2 DON'T KNOW 8	→ 429
	SHOW TABLETS/SYRUP/MULTIPLE MICRONUTRIENT SUPPLEMENT.		

427	<p>Where did you get the iron tablets/IFAS or syrup?</p> <p>Anywhere else?</p> <p>PROBE TO IDENTIFY THE TYPE OF SOURCE.</p> <p>IF UNABLE TO DETERMINE IF PUBLIC, PRIVATE, OR NGO SECTOR, RECORD 'X' AND WRITE THE NAME OF THE PLACE(S).</p>	<p>PUBLIC SECTOR</p> <p>GOVERNMENT HOSPITAL A</p> <p>GOVERNMENT HEALTH CENTER B</p> <p>GOVERNMENT DISPENSARY C</p> <p>MOBILE CLINIC D</p> <p>COMMUNITY HEALTH WORKER/ FIELDWORKER E</p> <p>OTHER PUBLIC SECTOR F</p> <p>(SPECIFY)</p> <p>PRIVATE MEDICAL SECTOR</p> <p>PRIVATE HOSPITAL G</p> <p>PRIVATE CLINIC H</p> <p>PHARMACY I</p> <p>PRIVATE DOCTOR J</p> <p>MOBILE CLINIC K</p> <p>COMMUNITY HEALTH WORKER/ FIELDWORKER L</p> <p>OTHER PRIVATE MEDICAL SECTOR M</p> <p>(SPECIFY)</p> <p>NGO MEDICAL SECTOR</p> <p>NGO HOSPITAL N</p> <p>NGO CLINIC O</p> <p>OTHER NGO MEDICAL SECTOR P</p> <p>(SPECIFY)</p> <p>FBO MEDICAL SECTOR</p> <p>FBO/MISSION HOSPITAL Q</p> <p>FBO/MISSION CLINIC R</p> <p>FBO MOBILE CLINIC S</p> <p>OTHER FBO MEDICAL SECTOR T</p> <p>(SPECIFY)</p> <p>OTHER SOURCE</p> <p>SHOP U</p> <p>MARKET V</p> <p>MASS DISTRIBUTION CAMPAIGN W</p> <p>OTHER X</p> <p>(SPECIFY)</p>				
428	<p>During the whole pregnancy, for how many days did you take the iron tablets/IFAS or syrup?</p> <p>IF ANSWER IS NOT NUMERIC, PROBE FOR APPROXIMATE NUMBER OF DAYS.</p>	<p>DAYS <table border="1" data-bbox="1114 1332 1300 1388"> <tr> <td></td><td></td><td></td> </tr> </table></p> <p>DON'T KNOW998</p>				
429	<p>During this pregnancy, did you take any medicine for intestinal worms?</p>	<p>YES 1</p> <p>NO 2</p> <p>DON'T KNOW 8</p>				

431	During this pregnancy, did you take SP/Fansidar to keep you from getting malaria?	YES 1 NO 2 DON'T KNOW 8	→ 434		
432	How many times did you take SP/Fansidar during this pregnancy?	TIMES <table border="1"><tr><td style="width: 30px; height: 30px;"></td><td style="width: 30px; height: 30px;"></td></tr></table>			
433	Did you get the SP/Fansidar during any antenatal care visit, during another visit to a health facility or from another source? IF MORE THAN ONE SOURCE, RECORD THE HIGHEST SOURCE ON THE LIST.	ANTENATAL VISIT 1 ANOTHER FACILITY VISIT 2 OTHER SOURCE 6			
434	CHECK 405: PREGNANCY TYPE <table border="1"><tr><td style="width: 30px; height: 30px;"></td></tr></table> 1 OR 2 ↓ a) Who assisted with the delivery of (NAME)? Anyone else? PREGNANCY TYPE <table border="1"><tr><td style="width: 30px; height: 30px;"></td></tr></table> 3 OR 4 ↓ b) Who assisted with the delivery of the stillbirth you had in (DATE FROM 406)? Anyone else? PROBE FOR THE TYPE(S) OF PERSON(S) AND RECORD ALL MENTIONED. IF RESPONDENT SAYS NO ONE ASSISTED, PROBE TO DETERMINE WHETHER ANY ADULTS WERE PRESENT AT THE DELIVERY.			HEALTH PERSONNEL DOCTOR A NURSE/MIDWIFE/CLINICAL OFFICER B OTHER PERSON TRADITIONAL BIRTH ATTENDANT D RELATIVE/FRIEND E OTHER _____ X (SPECIFY) NO ONE ASSISTED Y	
435	CHECK 405: PREGNANCY TYPE <table border="1"><tr><td style="width: 30px; height: 30px;"></td></tr></table> 1 OR 2 ↓ a) Where did you give birth to (NAME)? PREGNANCY TYPE <table border="1"><tr><td style="width: 30px; height: 30px;"></td></tr></table> 3 OR 4 ↓ b) Where did you deliver this stillbirth? PROBE TO IDENTIFY THE TYPE OF SOURCE. IF UNABLE TO DETERMINE IF PUBLIC, PRIVATE, OR NGO SECTOR, RECORD '96' AND WRITE THE NAME OF THE PLACE.			HOME HER HOME 11 OTHER HOME 12 PUBLIC SECTOR GOVERNMENT HOSPITAL 21 GOVERNMENT HEALTH CENTER 22 GOVERNMENT DISPENSARY 23 OTHER PUBLIC SECTOR _____ 26 (SPECIFY) PRIVATE MEDICAL SECTOR PRIVATE HOSPITAL 31 PRIVATE CLINIC 32 OTHER PRIVATE MEDICAL SECTOR _____ 36 (SPECIFY) NGO MEDICAL SECTOR NGO HOSPITAL 41 NGO CLINIC 42 OTHER NGO MEDICAL SECTOR _____ 46 (SPECIFY) FBO MEDICAL SECTOR FBO/MISSION HOSPITAL 51 FBO/MISSION CLINIC 52 OTHER FBO MEDICAL SECTOR _____ 56 (SPECIFY) OTHER _____ 96 (SPECIFY)	→ 437 → 437

436	CHECK 405: PREGNANCY TYPE <input type="checkbox"/> 1 OR 2 PREGNANCY TYPE <input type="checkbox"/> 3 OR 4 a) Was (NAME) delivered by caesarean, that is, did they cut your belly open to take the baby out? b) Was this stillbirth delivered by caesarean, that is, did they cut your belly open to take the baby out?	YES 1 NO 2	
437	CHECK 405: PREGNANCY OUTCOME TYPE	MOST RECENT LIVE BIRTH 1 PRIOR LIVE BIRTH 2 MOST RECENT STILLBIRTH 3 PRIOR STILLBIRTH 4	→ 441 → 445 → 487
438	After the birth, was (NAME) put on your chest?	YES 1 NO 2 DON'T KNOW 8	→ 441
439	Was (NAME)'s bare skin touching your bare skin?	YES 1 NO 2 DON'T KNOW 8	→ 441
440	How long after birth was (NAME) put on the bare skin of your chest? IF LESS THAN 1 HOUR, RECORD '00' HOURS; IF LESS THAN 24 HOURS, RECORD HOURS; OTHERWISE, RECORD DAYS.	IMMEDIATELY 000 HOURS 1 <input type="text"/> <input type="text"/> DAYS 2 <input type="text"/> <input type="text"/>	
441	When (NAME) was born, was (NAME) very large, larger than average, average, smaller than average, or very small?	VERY LARGE 1 LARGER THAN AVERAGE 2 AVERAGE 3 SMALLER THAN AVERAGE 4 VERY SMALL 5 DON'T KNOW 8	
442	Was (NAME) weighed at birth?	YES 1 NO 2 DON'T KNOW 8	→ 444
443	How much did (NAME) weigh? RECORD WEIGHT IN KILOGRAMS FROM HEALTH CARD, IF AVAILABLE.	KG FROM CARD 1 <input type="text"/> . <input type="text"/> <input type="text"/> <input type="text"/> KG FROM RECALL 2 <input type="text"/> . <input type="text"/> <input type="text"/> <input type="text"/> DON'T KNOW 99998	
444	CHECK 405: PREGNANCY OUTCOME TYPE MOST RECENT LIVE BIRTH <input type="checkbox"/>	PRIOR LIVE BIRTH <input type="checkbox"/>	→ 480
445	CHECK 435: PLACE OF DELIVERY FACILITY BIRTH: ANY CODE <input type="checkbox"/> 21 THROUGH 56 CIRCLED	CODE 11, 12, OR 96 <input type="checkbox"/> CIRCLED	→ 464
446	Did the doctors, nurses, or other staff at the facility treat you with respect all of the time, some of the time, or not at all?	ALL OF THE TIME 1 SOME OF THE TIME 2 NOT AT ALL 3	

447	<p>CHECK 405:</p> <p>PREGNANCY TYPE <input type="checkbox"/> 1 PREGNANCY TYPE <input type="checkbox"/> 3</p> <p>a) How long after (NAME) was delivered did you stay in (FACILITY IN 435)?</p> <p>b) For the stillbirth you had in (DATE FROM 406), how long after the baby was born did you stay in (FACILITY IN 435)?</p> <p>IF LESS THAN ONE DAY, RECORD HOURS; IF LESS THAN ONE WEEK, RECORD DAYS.</p>	<p>HOURS 1 <input type="text"/></p> <p>DAYS 2 <input type="text"/></p> <p>WEEKS 3 <input type="text"/></p> <p>DON'T KNOW998</p>	
448	<p>I would like to talk to you about checks on your health after delivery, for example, someone asking you questions about your health or examining you.</p> <p>Before you left the facility, did anyone check on your health?</p>	<p>YES 1</p> <p>NO 2</p>	→ 451
449	<p>How long after delivery did the first check take place?</p> <p>IF LESS THAN ONE DAY, RECORD HOURS; IF LESS THAN ONE WEEK, RECORD DAYS.</p>	<p>HOURS 1 <input type="text"/></p> <p>DAYS 2 <input type="text"/></p> <p>WEEKS 3 <input type="text"/></p> <p>DON'T KNOW998</p>	
450	<p>Who checked on your health at that time?</p> <p>PROBE FOR MOST QUALIFIED PERSON.</p>	<p>HEALTH PERSONNEL</p> <p>DOCTOR 11</p> <p>NURSE/MIDWIFE/CLINICAL OFFICER 12</p> <p>OTHER PERSON</p> <p>TRADITIONAL BIRTH ATTENDANT 21</p> <p>COMMUNITY HEALTH WORKER/ FIELD WORKER 22</p> <p>OTHER96 (SPECIFY)</p>	
451	<p>CHECK 405: PREGNANCY OUTCOME TYPE</p> <p>MOST RECENT LIVE BIRTH <input type="checkbox"/></p> <p>MOST RECENT STILLBIRTH <input type="checkbox"/></p>		→ 455
452	<p>Now I would like to talk to you about checks on (NAME'S) health -- for example, someone examining (NAME), checking the cord, or talking to you about how to care for (NAME).</p> <p>Before (NAME) left the facility, did anyone check on (NAME'S) health?</p>	<p>YES 1</p> <p>NO 2</p> <p>DON'T KNOW 8</p>	→ 454A
453	<p>How long after delivery was (NAME)'s health first checked?</p> <p>IF LESS THAN ONE DAY, RECORD HOURS; IF LESS THAN ONE WEEK, RECORD DAYS.</p>	<p>HOURS 1 <input type="text"/></p> <p>DAYS 2 <input type="text"/></p> <p>WEEKS 3 <input type="text"/></p> <p>DON'T KNOW998</p>	

454	<p>Who checked on (NAME)'s health at that time?</p> <p>PROBE FOR MOST QUALIFIED PERSON.</p>	<p>HEALTH PERSONNEL</p> <p>DOCTOR 11</p> <p>NURSE/MIDWIFE/CLINICAL OFFICER 12</p> <p>OTHER PERSON</p> <p>TRADITIONAL BIRTH ATTENDANT 21</p> <p>COMMUNITY HEALTH WORKER/ FIELD WORKER 22</p> <p>OTHER _____ 96 (SPECIFY)</p>	
454A	<p>How long after delivery did (NAME) stay in the (FACILITY IN 435)?</p> <p>IF LESS THAN ONE DAY, RECORD HOURS; IF LESS THAN ONE WEEK, RECORD DAYS.</p>	<p>HOURS 1</p> <p>DAYS 2</p> <p>WEEKS 3</p> <p>DON'T KNOW998</p>	
455	<p>Now I would like to talk to you about what happened after you left the facility. Did anyone check on your health after you left the facility?</p>	<p>YES 1</p> <p>NO 2</p>	→ 459
456	<p>How long after delivery did that check take place?</p> <p>IF LESS THAN ONE DAY, RECORD HOURS; IF LESS THAN ONE WEEK, RECORD DAYS.</p>	<p>HOURS 1</p> <p>DAYS 2</p> <p>WEEKS 3</p> <p>DON'T KNOW998</p>	
457	<p>Who checked on your health at that time?</p> <p>PROBE FOR MOST QUALIFIED PERSON.</p>	<p>HEALTH PERSONNEL</p> <p>DOCTOR 11</p> <p>NURSE/MIDWIFE/CLINICAL OFFICER 12</p> <p>OTHER PERSON</p> <p>TRADITIONAL BIRTH ATTENDANT 21</p> <p>COMMUNITY HEALTH WORKER/ FIELD WORKER 22</p> <p>OTHER _____ 96 (SPECIFY)</p>	

458	<p>Where did the check take place?</p> <p>PROBE TO IDENTIFY THE TYPE OF SOURCE.</p> <p>IF UNABLE TO DETERMINE IF PUBLIC, PRIVATE, OR NGO SECTOR, RECORD '96' AND WRITE THE NAME OF THE PLACE.</p>	<p>HOME</p> <p>HER HOME 11</p> <p>OTHER HOME 12</p> <p>PUBLIC SECTOR</p> <p>GOVERNMENT HOSPITAL 21</p> <p>GOVERNMENT HEALTH CENTER 22</p> <p>GOVERNMENT DISPENSARY 23</p> <p>OTHER PUBLIC SECTOR 26</p> <p>(SPECIFY)</p> <p>PRIVATE MEDICAL SECTOR</p> <p>PRIVATE HOSPITAL 31</p> <p>PRIVATE CLINIC 32</p> <p>OTHER PRIVATE MEDICAL SECTOR 36</p> <p>(SPECIFY)</p> <p>NGO MEDICAL SECTOR</p> <p>NGO HOSPITAL 41</p> <p>NGO CLINIC 42</p> <p>OTHER NGO MEDICAL SECTOR 46</p> <p>(SPECIFY)</p> <p>FBO MEDICAL SECTOR</p> <p>FBO/MISSION HOSPITAL 51</p> <p>FBO/MISSION CLINIC 52</p> <p>OTHER FBO MEDICAL SECTOR 56</p> <p>(SPECIFY)</p> <p>OTHER 96</p> <p>(SPECIFY)</p>	
459	<p>CHECK 405: PREGNANCY OUTCOME TYPE</p> <p>MOST RECENT <input type="checkbox"/> LIVE BIRTH</p> <p>MOST RECENT <input type="checkbox"/> STILLBIRTH</p>		<p>→ 474</p>
460	<p>After (NAME) left (FACILITY IN 435) did any health care provider or a traditional birth attendant check on (NAME)'s health?</p>	<p>YES 1</p> <p>NO 2</p> <p>DON'T KNOW 8</p>	<p>→ 473</p>
461	<p>How long after the birth of (NAME) did that check take place?</p> <p>IF LESS THAN ONE DAY, RECORD HOURS; IF LESS THAN ONE WEEK, RECORD DAYS.</p>	<p>HOURS 1</p> <p>DAYS 2</p> <p>WEEKS 3</p> <p>DON'T KNOW 998</p>	
462	<p>Who checked on (NAME)'s health at that time?</p> <p>PROBE FOR MOST QUALIFIED PERSON.</p>	<p>HEALTH PERSONNEL</p> <p>DOCTOR 11</p> <p>NURSE/MIDWIFE/CLINICAL OFFICER 12</p> <p>OTHER PERSON</p> <p>TRADITIONAL BIRTH ATTENDANT 21</p> <p>COMMUNITY HEALTH WORKER/ FIELD WORKER 22</p> <p>OTHER 96</p> <p>(SPECIFY)</p>	

463	<p>Where did this check of (NAME) take place?</p> <p>PROBE TO IDENTIFY THE TYPE OF SOURCE.</p> <p>IF UNABLE TO DETERMINE IF PUBLIC, PRIVATE, OR NGO SECTOR, RECORD '96' AND WRITE THE NAME OF THE PLACE.</p>	<p>HOME</p> <p>HER HOME 11</p> <p>OTHER HOME 12</p> <p>PUBLIC SECTOR</p> <p>GOVERNMENT HOSPITAL 21</p> <p>GOVERNMENT HEALTH CENTER 22</p> <p>GOVERNMENT DISPENSARY 23</p> <p>OTHER PUBLIC SECTOR 26</p> <p>(SPECIFY)</p> <p>PRIVATE MEDICAL SECTOR</p> <p>PRIVATE HOSPITAL 31</p> <p>PRIVATE CLINIC 32</p> <p>OTHER PRIVATE MEDICAL SECTOR 36</p> <p>(SPECIFY)</p> <p>NGO MEDICAL SECTOR</p> <p>NGO HOSPITAL 41</p> <p>NGO CLINIC 42</p> <p>OTHER NGO MEDICAL SECTOR 46</p> <p>(SPECIFY)</p> <p>FBO MEDICAL SECTOR</p> <p>FBO/MISSION HOSPITAL 51</p> <p>FBO/MISSION CLINIC 52</p> <p>OTHER FBO MEDICAL SECTOR 56</p> <p>(SPECIFY)</p> <p>OTHER 96</p> <p>(SPECIFY)</p>	→ 473
464	<p>CHECK 405:</p> <p>PREGNANCY TYPE <input type="checkbox"/> 1</p> <p>a) I would like to talk to you about checks on your health after delivery, for example, someone asking you questions about your health or examining you. Did anyone check on your health after you gave birth to (NAME)?</p> <p>PREGNANCY TYPE <input type="checkbox"/> 3</p> <p>b) I would like to talk to you about checks on your health after delivery, for example, someone asking you questions about your health or examining you. Did anyone check on your health after you delivered the stillbirth you had in (DATE FROM 406)?</p>	<p>YES 1</p> <p>NO 2</p>	→ 468

465	<p>How long after delivery did the first check take place?</p> <p>IF LESS THAN ONE DAY, RECORD HOURS; IF LESS THAN ONE WEEK, RECORD DAYS.</p>	<p>HOURS 1 <table border="1" data-bbox="1174 114 1302 165"><tr><td></td><td></td></tr><tr><td></td><td></td></tr></table></p> <p>DAYS 2 <table border="1" data-bbox="1174 165 1302 217"><tr><td></td><td></td></tr><tr><td></td><td></td></tr></table></p> <p>WEEKS 3 <table border="1" data-bbox="1174 217 1302 268"><tr><td></td><td></td></tr><tr><td></td><td></td></tr></table></p> <p>DON'T KNOW 998</p>													
466	<p>Who checked on your health at that time?</p> <p>PROBE FOR MOST QUALIFIED PERSON.</p>	<p>HEALTH PERSONNEL</p> <p>DOCTOR 11</p> <p>NURSE/MIDWIFE/CLINICAL OFFICER 12</p> <p>OTHER PERSON</p> <p>TRADITIONAL BIRTH ATTENDANT 21</p> <p>COMMUNITY HEALTH WORKER/ FIELD WORKER 22</p> <p>OTHER 96 (SPECIFY)</p>													
467	<p>Where did this first check take place?</p> <p>PROBE TO IDENTIFY THE TYPE OF SOURCE.</p> <p>IF UNABLE TO DETERMINE IF PUBLIC, PRIVATE, OR NGO SECTOR, RECORD '96' AND WRITE THE NAME OF THE PLACE.</p>	<p>HOME</p> <p>HER HOME 11</p> <p>OTHER HOME 12</p> <p>PUBLIC SECTOR</p> <p>GOVERNMENT HOSPITAL 21</p> <p>GOVERNMENT HEALTH CENTER 22</p> <p>GOVERNMENT DISPENSARY 23</p> <p>OTHER PUBLIC SECTOR 26 (SPECIFY)</p> <p>PRIVATE MEDICAL SECTOR</p> <p>PRIVATE HOSPITAL 31</p> <p>PRIVATE CLINIC 32</p> <p>OTHER PRIVATE MEDICAL SECTOR 36 (SPECIFY)</p> <p>NGO MEDICAL SECTOR</p> <p>NGO HOSPITAL 41</p> <p>NGO CLINIC 42</p> <p>OTHER NGO MEDICAL SECTOR 46 (SPECIFY)</p> <p>FBO MEDICAL SECTOR</p> <p>FBO/MISSION HOSPITAL 51</p> <p>FBO/MISSION CLINIC 52</p> <p>OTHER FBO MEDICAL SECTOR 56 (SPECIFY)</p> <p>OTHER 96 (SPECIFY)</p>													

468	CHECK 405: PREGNANCY OUTCOME TYPE																				
	MOST RECENT LIVE BIRTH <input type="checkbox"/>	MOST RECENT STILLBIRTH <input type="checkbox"/>	→ 474																		
469	I would like to talk to you about checks on (NAME's) health -- for example, someone examining (NAME), checking the cord, or talking to you about how to care for (NAME). After (NAME) was born, did any health care provider or a traditional birth attendant check on (NAME's) health?	YES 1 NO 2 DON'T KNOW 8	→ 473																		
470	How long after the birth of (NAME) did that check take place? IF LESS THAN ONE DAY, RECORD HOURS; IF LESS THAN ONE WEEK, RECORD DAYS.	HOURS 1 <table border="1" style="display: inline-table; vertical-align: middle;"><tr><td></td><td></td></tr><tr><td></td><td></td></tr><tr><td></td><td></td></tr></table> DAYS 2 <table border="1" style="display: inline-table; vertical-align: middle;"><tr><td></td><td></td></tr><tr><td></td><td></td></tr><tr><td></td><td></td></tr></table> WEEKS 3 <table border="1" style="display: inline-table; vertical-align: middle;"><tr><td></td><td></td></tr><tr><td></td><td></td></tr><tr><td></td><td></td></tr></table> DON'T KNOW 998																			
471	Who checked on (NAME)'s health at that time? PROBE FOR MOST QUALIFIED PERSON.	HEALTH PERSONNEL DOCTOR 11 NURSE/MIDWIFE/CLINICAL OFFICER 12 OTHER PERSON TRADITIONAL BIRTH ATTENDANT 21 COMMUNITY HEALTH WORKER/ FIELD WORKER 22 OTHER 96 (SPECIFY)																			
472	Where did this first check of (NAME) take place? PROBE TO IDENTIFY THE TYPE OF SOURCE. IF UNABLE TO DETERMINE IF PUBLIC, PRIVATE, OR NGO SECTOR, RECORD '96' AND WRITE THE NAME OF THE PLACE.	HOME HER HOME 11 OTHER HOME 12 PUBLIC SECTOR GOVERNMENT HOSPITAL 21 GOVERNMENT HEALTH CENTER 22 GOVERNMENT DISPENSARY 23 OTHER PUBLIC SECTOR 26 (SPECIFY) PRIVATE MEDICAL SECTOR PRIVATE HOSPITAL 31 PRIVATE CLINIC 32 OTHER PRIVATE MEDICAL SECTOR 36 (SPECIFY) NGO MEDICAL SECTOR NGO HOSPITAL 41 NGO CLINIC 42 OTHER NGO MEDICAL SECTOR 46 (SPECIFY) FBO MEDICAL SECTOR FBO/MISSION HOSPITAL 51 FBO/MISSION CLINIC 52 OTHER FBO MEDICAL SECTOR 56 (SPECIFY) OTHER 96 (SPECIFY)																			

473	During the first 2 days after (NAME)'s birth, did any health care provider do the following: a) Examine the cord? b) Measure (NAME)'s temperature? c) Tell you how to recognize if your baby needs immediate medical attention? d) Talk with you about breastfeeding? e) Observe (NAME) breastfeeding? f) Show how you can clean the cord?	<table> <tr> <th></th><th>YES</th><th>NO</th><th>DK</th></tr> <tr> <td>a) CORD</td><td>1</td><td>2</td><td>8</td></tr> <tr> <td>b) TEMPERATURE</td><td>1</td><td>2</td><td>8</td></tr> <tr> <td>c) MEDICAL ATTENTION</td><td>1</td><td>2</td><td>8</td></tr> <tr> <td>d) TALK ABOUT BREASTFEEDING</td><td>1</td><td>2</td><td>8</td></tr> <tr> <td>e) OBSERVE BREASTFEEDING</td><td>1</td><td>2</td><td>8</td></tr> <tr> <td>f) CORD CARE</td><td>1</td><td>2</td><td>8</td></tr> </table>		YES	NO	DK	a) CORD	1	2	8	b) TEMPERATURE	1	2	8	c) MEDICAL ATTENTION	1	2	8	d) TALK ABOUT BREASTFEEDING	1	2	8	e) OBSERVE BREASTFEEDING	1	2	8	f) CORD CARE	1	2	8	
	YES	NO	DK																												
a) CORD	1	2	8																												
b) TEMPERATURE	1	2	8																												
c) MEDICAL ATTENTION	1	2	8																												
d) TALK ABOUT BREASTFEEDING	1	2	8																												
e) OBSERVE BREASTFEEDING	1	2	8																												
f) CORD CARE	1	2	8																												
474	During the first 2 days after the birth, did any healthcare provider do the following to you: a) Measure your blood pressure? b) Discuss your vaginal bleeding with you? c) Discuss family planning with you?	<table> <tr> <th></th><th>YES</th><th>NO</th><th>DK</th></tr> <tr> <td>a) BLOOD PRESSURE</td><td>1</td><td>2</td><td>8</td></tr> <tr> <td>b) BLEEDING</td><td>1</td><td>2</td><td>8</td></tr> <tr> <td>c) FAMILY PLANNING</td><td>1</td><td>2</td><td>8</td></tr> </table>		YES	NO	DK	a) BLOOD PRESSURE	1	2	8	b) BLEEDING	1	2	8	c) FAMILY PLANNING	1	2	8													
	YES	NO	DK																												
a) BLOOD PRESSURE	1	2	8																												
b) BLEEDING	1	2	8																												
c) FAMILY PLANNING	1	2	8																												
475	CHECK 215: IS THIS PREGNANCY THE WOMAN'S LAST PREGNANCY? YES <input type="checkbox"/> NO <input type="checkbox"/>		→ 479																												
476	CHECK 405: <div style="display: flex; justify-content: space-around;"> <div> PREGNANCY TYPE 1 <input type="checkbox"/> a) Has your menstrual period returned since the birth of (NAME)? </div> <div> PREGNANCY TYPE 3 OR 5 <input type="checkbox"/> b) Has your menstrual period returned since the pregnancy that ended in (DATE FROM 406)? </div> </div>	YES 1 NO 2																													
477	CHECK 232: IS RESPONDENT PREGNANT? NOT PREGNANT <input type="checkbox"/> PREGNANT OR UNSURE <input type="checkbox"/>		→ 479																												
478	CHECK 405: <div style="display: flex; justify-content: space-around;"> <div> PREGNANCY TYPE 1 <input type="checkbox"/> a) Have you had sexual intercourse since the birth of (NAME)? </div> <div> PREGNANCY TYPE 3 OR 5 <input type="checkbox"/> b) Have you had sexual intercourse since the pregnancy that ended in (DATE FROM 406)? </div> </div>	YES 1 NO 2																													
479	CHECK 405: PREGNANCY OUTCOME TYPE	MOST RECENT LIVE BIRTH 1 MOST RECENT STILLBIRTH 3 MISCARRIAGE/ABORTION 5	→ 487																												
480	Did you ever breastfeed (NAME)?	YES 1 NO 2	→ 482																												
481	CHECK 224 FOR CHILD:	LIVING <input type="checkbox"/> → 486 DEAD <input type="checkbox"/> → 487																													
482	How long after birth did you first put (NAME) to the breast? IF LESS THAN 1 HOUR, RECORD '00' HOURS; IF LESS THAN 24 HOURS, RECORD HOURS; OTHERWISE, RECORD DAYS.	IMMEDIATELY 000 HOURS 1 <table border="1" style="display: inline-table; width: 40px; height: 20px;"><tr><td></td><td></td></tr></table> DAYS 2 <table border="1" style="display: inline-table; width: 40px; height: 20px;"><tr><td></td><td></td></tr></table>																													

483	In the first 2 days after delivery, was (NAME) given anything other than breastmilk to eat or drink – anything at all like water, infant formula, or herbs?	YES 1 NO 2	
484	CHECK 224 FOR CHILD: <div style="display: flex; justify-content: space-around; align-items: center;"> <div style="text-align: center;"> LIVING <input type="checkbox"/> ↓ </div> <div style="text-align: center;"> DEAD <input type="checkbox"/> → 487 </div> </div>		
485	Are you still breastfeeding (NAME)?	YES 1 NO 2	
486	Did (NAME) drink anything from a bottle with a nipple yesterday during the day or at night?	YES 1 NO 2 DON'T KNOW 8	
487	CHECK 402: ANY MORE PREGNANCY OUTCOMES 0-35 MONTHS BEFORE THE SURVEY? <div style="display: flex; justify-content: space-around; align-items: center;"> <div style="text-align: center;"> MORE PREGNANCY OUTCOMES 0-35 MONTHS BEFORE THE SURVEY <input type="checkbox"/> (GO TO 404 FOR THE NEXT PREGNANCY OUTCOME) ← </div> <div style="text-align: center;"> NO MORE PREGNANCY <input type="checkbox"/> → 501 OUTCOMES 0-35 MONTHS BEFORE THE SURVEY </div> </div>		

SECTION 5. CHILD IMMUNIZATION

NO.	QUESTIONS AND FILTERS	CODING CATEGORIES	SKIP
501	CHECK 220, 224 AND 225 IN THE PREGNANCY HISTORY: ANY SURVIVING CHILDREN BORN 0-35 MONTHS BEFORE THE SURVEY? ONE OR MORE SURVIVING CHILDREN BORN 0-35 MONTHS BEFORE THE SURVEY <input type="checkbox"/>	NO SURVIVING CHILDREN BORN 0-35 MONTHS BEFORE THE SURVEY <input type="checkbox"/>	→ 601
502	Now I would like to ask some questions about vaccinations received by your children born in the last 3 years. (We will talk about each separately, starting with the youngest.)		
503	RECORD THE NAME AND PREGNANCY HISTORY NUMBER FROM 215 AND 218 OF THE SURVIVING CHILDREN BORN 0-35 MONTHS BEFORE THE SURVEY, STARTING WITH THE LAST ONE. NAME OF CHILD _____ PREGNANCY HISTORY NUMBER .. <input type="text"/> <input type="text"/>		
504	Do you have a card or other document where (NAME)'s vaccinations are written down?	YES, HAS ONLY A CARD 1 YES, HAS ONLY ANOTHER DOCUMENT 2 YES, HAS CARD AND OTHER DOCUMENT .. 3 NO, NO CARD AND NO OTHER DOCUMENT .. 4	→ 507 → 507
505	Did you ever have a vaccination card for (NAME)?	YES 1 NO 2	
506	CHECK 504: CODE '2' CIRCLED <input type="checkbox"/>	CODE '4' CIRCLED <input type="checkbox"/>	→ 513
507	May I see the card or other document where (NAME)'s vaccinations are written down?	YES, ONLY CARD SEEN 1 YES, ONLY OTHER DOCUMENT SEEN 2 YES, CARD AND OTHER DOCUMENT SEEN .. 3 NO CARD AND NO OTHER DOCUMENT SEEN .. 4	→ 513
508	RECORD (NAME'S) DATE OF BIRTH FROM THE VACCINATION CARD OR OTHER DOCUMENT.	DAY <input type="text"/> <input type="text"/> MONTH <input type="text"/> <input type="text"/> YEAR <input type="text"/> <input type="text"/> <input type="text"/> <input type="text"/> DATE OF BIRTH NOT ON CARD 95	

SECTION 5. CHILD IMMUNIZATION

NO.	QUESTIONS AND FILTERS	CODING CATEGORIES	SKIP																																																																																
	NAME OF LIVE BIRTH _____ PREGNANCY HISTORY NUMBER _____	<div style="border: 1px solid black; width: 40px; height: 20px; display: inline-block;"></div> <div style="border: 1px solid black; width: 40px; height: 20px; display: inline-block;"></div>																																																																																	
509	<p>COPY VACCINATION DATES FROM THE CARD FOR (NAME). RECORD '44' IN 'DAY' COLUMN IF CARD SHOWS THAT A DOSE WAS GIVEN, BUT NO DATE IS RECORDED. RECORD '00' IN 'DAY' COLUMN IF CARD IS BLANK FOR THE DOSE.</p> <table style="width:100%; border-collapse: collapse;"> <thead> <tr> <th></th> <th style="text-align: center;">DAY</th> <th style="text-align: center;">MONTH</th> <th style="text-align: center;">YEAR</th> </tr> </thead> <tbody> <tr><td>BCG</td><td><div style="border: 1px solid black; width: 30px; height: 20px;"></div></td><td><div style="border: 1px solid black; width: 30px; height: 20px;"></div></td><td><div style="border: 1px solid black; width: 30px; height: 20px;"></div></td></tr> <tr><td>ORAL POLIO VACCINE (OPV) 0 (BIRTH DOSE)</td><td><div style="border: 1px solid black; width: 30px; height: 20px;"></div></td><td><div style="border: 1px solid black; width: 30px; height: 20px;"></div></td><td><div style="border: 1px solid black; width: 30px; height: 20px;"></div></td></tr> <tr><td>ORAL POLIO VACCINE (OPV) 1</td><td><div style="border: 1px solid black; width: 30px; height: 20px;"></div></td><td><div style="border: 1px solid black; width: 30px; height: 20px;"></div></td><td><div style="border: 1px solid black; width: 30px; height: 20px;"></div></td></tr> <tr><td>ORAL POLIO VACCINE (OPV) 2</td><td><div style="border: 1px solid black; width: 30px; height: 20px;"></div></td><td><div style="border: 1px solid black; width: 30px; height: 20px;"></div></td><td><div style="border: 1px solid black; width: 30px; height: 20px;"></div></td></tr> <tr><td>ORAL POLIO VACCINE (OPV) 3</td><td><div style="border: 1px solid black; width: 30px; height: 20px;"></div></td><td><div style="border: 1px solid black; width: 30px; height: 20px;"></div></td><td><div style="border: 1px solid black; width: 30px; height: 20px;"></div></td></tr> <tr><td>INACTIVATED POLIO VACCINE (IPV)</td><td><div style="border: 1px solid black; width: 30px; height: 20px;"></div></td><td><div style="border: 1px solid black; width: 30px; height: 20px;"></div></td><td><div style="border: 1px solid black; width: 30px; height: 20px;"></div></td></tr> <tr><td>DPT-HEP.B-HIB (PENTAVALENT) 1</td><td><div style="border: 1px solid black; width: 30px; height: 20px;"></div></td><td><div style="border: 1px solid black; width: 30px; height: 20px;"></div></td><td><div style="border: 1px solid black; width: 30px; height: 20px;"></div></td></tr> <tr><td>DPT-HEP.B-HIB (PENTAVALENT) 2</td><td><div style="border: 1px solid black; width: 30px; height: 20px;"></div></td><td><div style="border: 1px solid black; width: 30px; height: 20px;"></div></td><td><div style="border: 1px solid black; width: 30px; height: 20px;"></div></td></tr> <tr><td>DPT-HEP.B-HIB (PENTAVALENT) 3</td><td><div style="border: 1px solid black; width: 30px; height: 20px;"></div></td><td><div style="border: 1px solid black; width: 30px; height: 20px;"></div></td><td><div style="border: 1px solid black; width: 30px; height: 20px;"></div></td></tr> <tr><td>PNEUMOCOCCAL 1</td><td><div style="border: 1px solid black; width: 30px; height: 20px;"></div></td><td><div style="border: 1px solid black; width: 30px; height: 20px;"></div></td><td><div style="border: 1px solid black; width: 30px; height: 20px;"></div></td></tr> <tr><td>PNEUMOCOCCAL 2</td><td><div style="border: 1px solid black; width: 30px; height: 20px;"></div></td><td><div style="border: 1px solid black; width: 30px; height: 20px;"></div></td><td><div style="border: 1px solid black; width: 30px; height: 20px;"></div></td></tr> <tr><td>PNEUMOCOCCAL 3</td><td><div style="border: 1px solid black; width: 30px; height: 20px;"></div></td><td><div style="border: 1px solid black; width: 30px; height: 20px;"></div></td><td><div style="border: 1px solid black; width: 30px; height: 20px;"></div></td></tr> <tr><td>ROTAVIRUS 1</td><td><div style="border: 1px solid black; width: 30px; height: 20px;"></div></td><td><div style="border: 1px solid black; width: 30px; height: 20px;"></div></td><td><div style="border: 1px solid black; width: 30px; height: 20px;"></div></td></tr> <tr><td>ROTAVIRUS 2</td><td><div style="border: 1px solid black; width: 30px; height: 20px;"></div></td><td><div style="border: 1px solid black; width: 30px; height: 20px;"></div></td><td><div style="border: 1px solid black; width: 30px; height: 20px;"></div></td></tr> <tr><td>MEASLES RUBELLA (MR) (9 MONTHS)</td><td><div style="border: 1px solid black; width: 30px; height: 20px;"></div></td><td><div style="border: 1px solid black; width: 30px; height: 20px;"></div></td><td><div style="border: 1px solid black; width: 30px; height: 20px;"></div></td></tr> <tr><td>MEASLES RUBELLA (MR) 2 (18 MONTHS)</td><td><div style="border: 1px solid black; width: 30px; height: 20px;"></div></td><td><div style="border: 1px solid black; width: 30px; height: 20px;"></div></td><td><div style="border: 1px solid black; width: 30px; height: 20px;"></div></td></tr> <tr><td>YELLOW FEVER</td><td><div style="border: 1px solid black; width: 30px; height: 20px;"></div></td><td><div style="border: 1px solid black; width: 30px; height: 20px;"></div></td><td><div style="border: 1px solid black; width: 30px; height: 20px;"></div></td></tr> <tr><td>VITAMIN A (MOST RECENT)</td><td><div style="border: 1px solid black; width: 30px; height: 20px;"></div></td><td><div style="border: 1px solid black; width: 30px; height: 20px;"></div></td><td><div style="border: 1px solid black; width: 30px; height: 20px;"></div></td></tr> <tr><td>DEWORMER (ALBENDAZOLE) (MOST RECENT)</td><td><div style="border: 1px solid black; width: 30px; height: 20px;"></div></td><td><div style="border: 1px solid black; width: 30px; height: 20px;"></div></td><td><div style="border: 1px solid black; width: 30px; height: 20px;"></div></td></tr> </tbody> </table>		DAY	MONTH	YEAR	BCG	<div style="border: 1px solid black; width: 30px; height: 20px;"></div>	<div style="border: 1px solid black; width: 30px; height: 20px;"></div>	<div style="border: 1px solid black; width: 30px; height: 20px;"></div>	ORAL POLIO VACCINE (OPV) 0 (BIRTH DOSE)	<div style="border: 1px solid black; width: 30px; height: 20px;"></div>	<div style="border: 1px solid black; width: 30px; height: 20px;"></div>	<div style="border: 1px solid black; width: 30px; height: 20px;"></div>	ORAL POLIO VACCINE (OPV) 1	<div style="border: 1px solid black; width: 30px; height: 20px;"></div>	<div style="border: 1px solid black; width: 30px; height: 20px;"></div>	<div style="border: 1px solid black; width: 30px; height: 20px;"></div>	ORAL POLIO VACCINE (OPV) 2	<div style="border: 1px solid black; width: 30px; height: 20px;"></div>	<div style="border: 1px solid black; width: 30px; height: 20px;"></div>	<div style="border: 1px solid black; width: 30px; height: 20px;"></div>	ORAL POLIO VACCINE (OPV) 3	<div style="border: 1px solid black; width: 30px; height: 20px;"></div>	<div style="border: 1px solid black; width: 30px; height: 20px;"></div>	<div style="border: 1px solid black; width: 30px; height: 20px;"></div>	INACTIVATED POLIO VACCINE (IPV)	<div style="border: 1px solid black; width: 30px; height: 20px;"></div>	<div style="border: 1px solid black; width: 30px; height: 20px;"></div>	<div style="border: 1px solid black; width: 30px; height: 20px;"></div>	DPT-HEP.B-HIB (PENTAVALENT) 1	<div style="border: 1px solid black; width: 30px; height: 20px;"></div>	<div style="border: 1px solid black; width: 30px; height: 20px;"></div>	<div style="border: 1px solid black; width: 30px; height: 20px;"></div>	DPT-HEP.B-HIB (PENTAVALENT) 2	<div style="border: 1px solid black; width: 30px; height: 20px;"></div>	<div style="border: 1px solid black; width: 30px; height: 20px;"></div>	<div style="border: 1px solid black; width: 30px; height: 20px;"></div>	DPT-HEP.B-HIB (PENTAVALENT) 3	<div style="border: 1px solid black; width: 30px; height: 20px;"></div>	<div style="border: 1px solid black; width: 30px; height: 20px;"></div>	<div style="border: 1px solid black; width: 30px; height: 20px;"></div>	PNEUMOCOCCAL 1	<div style="border: 1px solid black; width: 30px; height: 20px;"></div>	<div style="border: 1px solid black; width: 30px; height: 20px;"></div>	<div style="border: 1px solid black; width: 30px; height: 20px;"></div>	PNEUMOCOCCAL 2	<div style="border: 1px solid black; width: 30px; height: 20px;"></div>	<div style="border: 1px solid black; width: 30px; height: 20px;"></div>	<div style="border: 1px solid black; width: 30px; height: 20px;"></div>	PNEUMOCOCCAL 3	<div style="border: 1px solid black; width: 30px; height: 20px;"></div>	<div style="border: 1px solid black; width: 30px; height: 20px;"></div>	<div style="border: 1px solid black; width: 30px; height: 20px;"></div>	ROTAVIRUS 1	<div style="border: 1px solid black; width: 30px; height: 20px;"></div>	<div style="border: 1px solid black; width: 30px; height: 20px;"></div>	<div style="border: 1px solid black; width: 30px; height: 20px;"></div>	ROTAVIRUS 2	<div style="border: 1px solid black; width: 30px; height: 20px;"></div>	<div style="border: 1px solid black; width: 30px; height: 20px;"></div>	<div style="border: 1px solid black; width: 30px; height: 20px;"></div>	MEASLES RUBELLA (MR) (9 MONTHS)	<div style="border: 1px solid black; width: 30px; height: 20px;"></div>	<div style="border: 1px solid black; width: 30px; height: 20px;"></div>	<div style="border: 1px solid black; width: 30px; height: 20px;"></div>	MEASLES RUBELLA (MR) 2 (18 MONTHS)	<div style="border: 1px solid black; width: 30px; height: 20px;"></div>	<div style="border: 1px solid black; width: 30px; height: 20px;"></div>	<div style="border: 1px solid black; width: 30px; height: 20px;"></div>	YELLOW FEVER	<div style="border: 1px solid black; width: 30px; height: 20px;"></div>	<div style="border: 1px solid black; width: 30px; height: 20px;"></div>	<div style="border: 1px solid black; width: 30px; height: 20px;"></div>	VITAMIN A (MOST RECENT)	<div style="border: 1px solid black; width: 30px; height: 20px;"></div>	<div style="border: 1px solid black; width: 30px; height: 20px;"></div>	<div style="border: 1px solid black; width: 30px; height: 20px;"></div>	DEWORMER (ALBENDAZOLE) (MOST RECENT)	<div style="border: 1px solid black; width: 30px; height: 20px;"></div>	<div style="border: 1px solid black; width: 30px; height: 20px;"></div>	<div style="border: 1px solid black; width: 30px; height: 20px;"></div>		
	DAY	MONTH	YEAR																																																																																
BCG	<div style="border: 1px solid black; width: 30px; height: 20px;"></div>	<div style="border: 1px solid black; width: 30px; height: 20px;"></div>	<div style="border: 1px solid black; width: 30px; height: 20px;"></div>																																																																																
ORAL POLIO VACCINE (OPV) 0 (BIRTH DOSE)	<div style="border: 1px solid black; width: 30px; height: 20px;"></div>	<div style="border: 1px solid black; width: 30px; height: 20px;"></div>	<div style="border: 1px solid black; width: 30px; height: 20px;"></div>																																																																																
ORAL POLIO VACCINE (OPV) 1	<div style="border: 1px solid black; width: 30px; height: 20px;"></div>	<div style="border: 1px solid black; width: 30px; height: 20px;"></div>	<div style="border: 1px solid black; width: 30px; height: 20px;"></div>																																																																																
ORAL POLIO VACCINE (OPV) 2	<div style="border: 1px solid black; width: 30px; height: 20px;"></div>	<div style="border: 1px solid black; width: 30px; height: 20px;"></div>	<div style="border: 1px solid black; width: 30px; height: 20px;"></div>																																																																																
ORAL POLIO VACCINE (OPV) 3	<div style="border: 1px solid black; width: 30px; height: 20px;"></div>	<div style="border: 1px solid black; width: 30px; height: 20px;"></div>	<div style="border: 1px solid black; width: 30px; height: 20px;"></div>																																																																																
INACTIVATED POLIO VACCINE (IPV)	<div style="border: 1px solid black; width: 30px; height: 20px;"></div>	<div style="border: 1px solid black; width: 30px; height: 20px;"></div>	<div style="border: 1px solid black; width: 30px; height: 20px;"></div>																																																																																
DPT-HEP.B-HIB (PENTAVALENT) 1	<div style="border: 1px solid black; width: 30px; height: 20px;"></div>	<div style="border: 1px solid black; width: 30px; height: 20px;"></div>	<div style="border: 1px solid black; width: 30px; height: 20px;"></div>																																																																																
DPT-HEP.B-HIB (PENTAVALENT) 2	<div style="border: 1px solid black; width: 30px; height: 20px;"></div>	<div style="border: 1px solid black; width: 30px; height: 20px;"></div>	<div style="border: 1px solid black; width: 30px; height: 20px;"></div>																																																																																
DPT-HEP.B-HIB (PENTAVALENT) 3	<div style="border: 1px solid black; width: 30px; height: 20px;"></div>	<div style="border: 1px solid black; width: 30px; height: 20px;"></div>	<div style="border: 1px solid black; width: 30px; height: 20px;"></div>																																																																																
PNEUMOCOCCAL 1	<div style="border: 1px solid black; width: 30px; height: 20px;"></div>	<div style="border: 1px solid black; width: 30px; height: 20px;"></div>	<div style="border: 1px solid black; width: 30px; height: 20px;"></div>																																																																																
PNEUMOCOCCAL 2	<div style="border: 1px solid black; width: 30px; height: 20px;"></div>	<div style="border: 1px solid black; width: 30px; height: 20px;"></div>	<div style="border: 1px solid black; width: 30px; height: 20px;"></div>																																																																																
PNEUMOCOCCAL 3	<div style="border: 1px solid black; width: 30px; height: 20px;"></div>	<div style="border: 1px solid black; width: 30px; height: 20px;"></div>	<div style="border: 1px solid black; width: 30px; height: 20px;"></div>																																																																																
ROTAVIRUS 1	<div style="border: 1px solid black; width: 30px; height: 20px;"></div>	<div style="border: 1px solid black; width: 30px; height: 20px;"></div>	<div style="border: 1px solid black; width: 30px; height: 20px;"></div>																																																																																
ROTAVIRUS 2	<div style="border: 1px solid black; width: 30px; height: 20px;"></div>	<div style="border: 1px solid black; width: 30px; height: 20px;"></div>	<div style="border: 1px solid black; width: 30px; height: 20px;"></div>																																																																																
MEASLES RUBELLA (MR) (9 MONTHS)	<div style="border: 1px solid black; width: 30px; height: 20px;"></div>	<div style="border: 1px solid black; width: 30px; height: 20px;"></div>	<div style="border: 1px solid black; width: 30px; height: 20px;"></div>																																																																																
MEASLES RUBELLA (MR) 2 (18 MONTHS)	<div style="border: 1px solid black; width: 30px; height: 20px;"></div>	<div style="border: 1px solid black; width: 30px; height: 20px;"></div>	<div style="border: 1px solid black; width: 30px; height: 20px;"></div>																																																																																
YELLOW FEVER	<div style="border: 1px solid black; width: 30px; height: 20px;"></div>	<div style="border: 1px solid black; width: 30px; height: 20px;"></div>	<div style="border: 1px solid black; width: 30px; height: 20px;"></div>																																																																																
VITAMIN A (MOST RECENT)	<div style="border: 1px solid black; width: 30px; height: 20px;"></div>	<div style="border: 1px solid black; width: 30px; height: 20px;"></div>	<div style="border: 1px solid black; width: 30px; height: 20px;"></div>																																																																																
DEWORMER (ALBENDAZOLE) (MOST RECENT)	<div style="border: 1px solid black; width: 30px; height: 20px;"></div>	<div style="border: 1px solid black; width: 30px; height: 20px;"></div>	<div style="border: 1px solid black; width: 30px; height: 20px;"></div>																																																																																
510	ASK THE RESPONDENT FOR PERMISSION TO PHOTOGRAPH VACCINATION CARD OR OTHER DOCUMENT WHERE VACCINATIONS ARE WRITTEN. IF PERMISSION IS GRANTED, PHOTOGRAPH CARD.	PHOTOGRAPH TAKEN 1 PHOTOGRAPH NOT TAKEN, PERMISSION NOT RECEIVED 2 PHOTOGRAPH NOT TAKEN, OTHER REASON _____ 6 (SPECIFY)																																																																																	
511	CHECK 509: 'BCG' TO 'YELLOW FEVER' ALL HAVE A DATE RECORDED OR '44' RECORDED IN THE 'DAY' COLUMN? <div style="display: flex; justify-content: space-around;"> NO <input type="checkbox"/> YES <input type="checkbox"/> </div> <div style="text-align: center;"> <div style="border-top: 1px solid black; width: 100px; margin: 0 auto;"></div> <div style="border-top: 1px solid black; width: 100px; margin: 0 auto;"></div> </div>		529																																																																																

SECTION 5. CHILD IMMUNIZATION

NO.	QUESTIONS AND FILTERS	CODING CATEGORIES	SKIP
	NAME OF LIVE BIRTH _____	PREGNANCY HISTORY NUMBER <input type="text"/> <input type="text"/>	
512	<p>In addition to what is recorded on (this document/these documents), did (NAME) receive any other vaccinations, including vaccinations received in campaigns or immunization days or child health days?</p> <p>RECORD 'YES' ONLY IF THE RESPONDENT MENTIONS AT LEAST ONE OF THE VACCINATIONS IN 509 THAT ARE NOT RECORDED AS HAVING BEEN GIVEN.</p>	<p>YES 1 (USE THE LIST SHOWN IN CAPI TO SELECT THE OTHER VACCINATIONS GIVEN. NOTE THAT CAPI WILL CHANGE THE ANSWER IN 509 IN THE 'DAY' COLUMN FROM '00' TO '66' FOR THE SELECTED VACCINATIONS.) (THEN SKIP TO 529) ←</p> <p>NO 2 DON'T KNOW 8</p>	
512A	<p>CHECK 509: ANY VACCINATIONS RECORDED ON THE CARD?</p> <p>YES <input type="checkbox"/> → SKIP TO 529</p> <p>NO <input type="checkbox"/> → 530</p>		
513	Did (NAME) ever receive any vaccinations to prevent (NAME) from getting diseases, including vaccinations received in campaigns or immunization days or child health days?	<p>YES 1 NO 2 DON'T KNOW 8</p>	→ 530
514	Has (NAME) ever received a BCG vaccination against tuberculosis, that is, an injection in the arm or shoulder that usually causes a scar?	<p>YES 1 NO 2 DON'T KNOW 8</p>	
517	Has (NAME) ever received oral polio vaccine, that is, about two drops in the mouth to prevent polio?	<p>YES 1 NO 2 DON'T KNOW 8</p>	→ 521
518	Did (NAME) receive the first oral polio vaccine in the first 2 weeks after birth or later?	<p>FIRST TWO WEEKS 1 LATER 2</p>	
519	How many times did (NAME) receive the oral polio vaccine?	NUMBER OF TIMES <input type="text"/>	
520	The last time (NAME) received the polio drops, did (NAME) also get an IPV injection in the right thigh to protect against polio?	<p>YES 1 NO 2 DON'T KNOW 8</p>	
521	Has (NAME) ever received a pentavalent vaccination, that is, an injection given in the left thigh sometimes at the same time as polio drops?	<p>YES 1 NO 2 DON'T KNOW 8</p>	→ 523
522	How many times did (NAME) receive the pentavalent vaccine?	NUMBER OF TIMES <input type="text"/>	
523	Has (NAME) ever received a pneumococcal vaccination, that is, an injection in the right thigh to prevent pneumonia?	<p>YES 1 NO 2 DON'T KNOW 8</p>	→ 525

SECTION 5. CHILD IMMUNIZATION

NO.	QUESTIONS AND FILTERS	CODING CATEGORIES	SKIP
	NAME OF LIVE BIRTH _____	PREGNANCY HISTORY NUMBER <input type="text"/> <input type="text"/>	
524	How many times did (NAME) receive the pneumococcal vaccine?	NUMBER OF TIMES <input type="text"/>	
525	Has (NAME) ever received a rotavirus vaccination, that is, liquid in the mouth to prevent diarrhea?	YES 1 NO 2 DON'T KNOW 8	→ 527
526	How many times did (NAME) receive the rotavirus vaccine?	NUMBER OF TIMES <input type="text"/>	
527	Has (NAME) ever received a measles rubella vaccination, that is, an injection in the arm to prevent measles?	YES 1 NO 2 DON'T KNOW 8	→ 528A
528	How many times did (NAME) receive the measles rubella vaccine?	NUMBER OF TIMES <input type="text"/>	
528A	Has (NAME) ever received a yellow fever vaccination, that is, an injection in the left arm to prevent yellow fever?	YES 1 NO 2 DON'T KNOW 8	

SECTION 5. CHILD IMMUNIZATION

NO.	QUESTIONS AND FILTERS	CODING CATEGORIES	SKIP		
	NAME OF LIVE BIRTH _____	PREGNANCY HISTORY NUMBER <table border="1" style="display: inline-table; vertical-align: middle;"><tr><td style="width: 20px; height: 20px;"></td><td style="width: 20px; height: 20px;"></td></tr></table>			
529	<p>Where did (NAME) receive most of his/her vaccinations?</p> <p>PROBE TO IDENTIFY THE TYPE OF SOURCE.</p> <p>IF UNABLE TO DETERMINE IF PUBLIC, PRIVATE, OR NGO SECTOR, RECORD '96' AND WRITE THE NAME OF THE PLACE.</p>	<p>PUBLIC SECTOR</p> <p>GOVERNMENT HOSPITAL 11</p> <p>GOVERNMENT HEALTH CENTER 12</p> <p>GOVERNMENT DISPENSARY 13</p> <p>MOBILE CLINIC 14</p> <p>COMMUNITY HEALTH WORKER/</p> <p>FIELDWORKER 15</p> <p>OTHER PUBLIC SECTOR 16</p> <p align="center">(SPECIFY)</p> <p>PRIVATE MEDICAL SECTOR</p> <p>PRIVATE HOSPITAL 21</p> <p>PRIVATE CLINIC 22</p> <p>PHARMACY 23</p> <p>PRIVATE DOCTOR 24</p> <p>MOBILE CLINIC 25</p> <p>COMMUNITY HEALTH WORKER/</p> <p>FIELDWORKER 26</p> <p>OTHER PRIVATE MEDICAL</p> <p>SECTOR 27</p> <p align="center">(SPECIFY)</p> <p>NGO MEDICAL SECTOR</p> <p>NGO HOSPITAL 31</p> <p>NGO CLINIC 32</p> <p>OTHER NGO MEDICAL</p> <p>SECTOR 36</p> <p align="center">(SPECIFY)</p> <p>FBO MEDICAL SECTOR</p> <p>FBO/MISSION HOSPITAL 41</p> <p>FBO/MISSION CLINIC 42</p> <p>FBO MOBILE CLINIC 43</p> <p>OTHER FBO MEDICAL</p> <p>SECTOR 46</p> <p align="center">(SPECIFY)</p> <p>OTHER SOURCE</p> <p>VACCINATION CAMPAIGN 51</p> <p>OTHER 96</p> <p align="center">(SPECIFY)</p>			
530	<p>CHECK 220 AND 224 IN PREGNANCY HISTORY: ANY MORE SURVIVING CHILDREN BORN 0-35 MONTHS BEFORE THE SURVEY?</p> <p>MORE SURVIVING CHILDREN BORN 0-35 MONTHS BEFORE THE SURVEY <input type="checkbox"/></p> <p align="center">(GO TO 503 FOR THE NEXT SURVIVING CHILD) ←</p>	<p>NO MORE SURVIVING CHILDREN BORN 0-35 MONTHS BEFORE THE SURVEY <input type="checkbox"/></p>	601		

SECTION 6. CHILD HEALTH AND NUTRITION

NO.	QUESTIONS AND FILTERS	CODING CATEGORIES	SKIP																
601	<p>CHECK 220, 224, AND 225 IN THE PREGNANCY HISTORY: ANY SURVIVING CHILDREN BORN 0-59 MONTHS BEFORE THE SURVEY?</p> <p>ONE OR MORE SURVIVING CHILDREN BORN 0-59 MONTHS BEFORE THE SURVEY <input type="checkbox"/></p> <p>NO SURVIVING CHILDREN BORN 0-59 MONTHS BEFORE THE SURVEY <input type="checkbox"/></p>	<p>→ 643</p>																	
602	Now I would like to ask some questions about the health of your children born in the last 5 years. (We will talk about each separately, starting with the youngest.)																		
603	<p>RECORD THE NAME FROM 218 AND PREGNANCY HISTORY NUMBER FROM 215 OF THE SURVIVING CHILDREN BORN 0-59 MONTHS BEFORE THE SURVEY, STARTING WITH THE LAST ONE.</p> <p>NAME OF CHILD _____ PREGNANCY HISTORY NUMBER .. <input type="text"/> <input type="text"/></p>																		
604	<p>In the last 12 months, was (NAME) given any of the following:</p> <p>a) Iron tablets or syrup?</p> <p>b) Micronutrient powder like this?</p> <p>SHOW COMMON TYPES OF MULTIPLE MICRONUTRIENT POWDERS.</p>	<table> <thead> <tr> <th></th><th>YES</th><th>NO</th><th>DK</th></tr> </thead> <tbody> <tr> <td>a) TABLETS/SYRUP</td><td>1</td><td>2</td><td>8</td></tr> <tr> <td>b) MULTIPLE MICRONUTRIENT POWDERS</td><td>1</td><td>2</td><td>8</td></tr> </tbody> </table>		YES	NO	DK	a) TABLETS/SYRUP	1	2	8	b) MULTIPLE MICRONUTRIENT POWDERS	1	2	8					
	YES	NO	DK																
a) TABLETS/SYRUP	1	2	8																
b) MULTIPLE MICRONUTRIENT POWDERS	1	2	8																
605	<p>In the last 6 months, was (NAME) given a vitamin A dose like (this/any of these)?</p> <p>SHOW COMMON TYPES OF AMPULES/CAPSULES/SYRUPS.</p>	<table> <tbody> <tr> <td>YES</td><td>1</td></tr> <tr> <td>NO</td><td>2</td></tr> <tr> <td>DON'T KNOW</td><td>8</td></tr> </tbody> </table>	YES	1	NO	2	DON'T KNOW	8											
YES	1																		
NO	2																		
DON'T KNOW	8																		
606	<p>In the last 6 months, was (NAME) given any medicine for intestinal worms?</p>	<table> <tbody> <tr> <td>YES</td><td>1</td></tr> <tr> <td>NO</td><td>2</td></tr> <tr> <td>DON'T KNOW</td><td>8</td></tr> </tbody> </table>	YES	1	NO	2	DON'T KNOW	8											
YES	1																		
NO	2																		
DON'T KNOW	8																		
607	<p>In the last 3 months, has any healthcare provider or community health worker measured:</p> <p>a) (NAME)'s weight?</p> <p>b) (NAME)'s length or height?</p> <p>c) Around (NAME)'s upper arm?</p> <p>SHOW PICTURE OF MUAC TAPE</p>	<table> <thead> <tr> <th></th><th>YES</th><th>NO</th><th>DK</th></tr> </thead> <tbody> <tr> <td>a) WEIGHT</td><td>1</td><td>2</td><td>8</td></tr> <tr> <td>b) LENGTH/HEIGHT</td><td>1</td><td>2</td><td>8</td></tr> <tr> <td>c) UPPER ARM</td><td>1</td><td>2</td><td>8</td></tr> </tbody> </table>		YES	NO	DK	a) WEIGHT	1	2	8	b) LENGTH/HEIGHT	1	2	8	c) UPPER ARM	1	2	8	
	YES	NO	DK																
a) WEIGHT	1	2	8																
b) LENGTH/HEIGHT	1	2	8																
c) UPPER ARM	1	2	8																
607A	Is (NAME) able to move like children of the same age?	<table> <tbody> <tr> <td>YES</td><td>1</td></tr> <tr> <td>NO</td><td>2</td></tr> <tr> <td>DON'T KNOW</td><td>8</td></tr> </tbody> </table>	YES	1	NO	2	DON'T KNOW	8											
YES	1																		
NO	2																		
DON'T KNOW	8																		
607B	Is (NAME) able to make sounds or talk like children of the same age?	<table> <tbody> <tr> <td>YES</td><td>1</td></tr> <tr> <td>NO</td><td>2</td></tr> <tr> <td>DON'T KNOW</td><td>8</td></tr> </tbody> </table>	YES	1	NO	2	DON'T KNOW	8											
YES	1																		
NO	2																		
DON'T KNOW	8																		
608	Has (NAME) had diarrhea in the last 2 weeks?	<table> <tbody> <tr> <td>YES</td><td>1</td></tr> <tr> <td>NO</td><td>2</td></tr> <tr> <td>DON'T KNOW</td><td>8</td></tr> </tbody> </table>	YES	1	NO	2	DON'T KNOW	8	→ 618										
YES	1																		
NO	2																		
DON'T KNOW	8																		

SECTION 6. CHILD HEALTH AND NUTRITION

NO.	QUESTIONS AND FILTERS	CODING CATEGORIES	SKIP
NO.	NAME OF LIVE BIRTH _____	PREGNANCY HISTORY NUMBER .. <table border="1" style="display: inline-table; width: 40px; height: 20px; vertical-align: middle;"></table> <table border="1" style="display: inline-table; width: 40px; height: 20px; vertical-align: middle;"></table>	
609	<p>CHECK 485: CURRENTLY BREASTFEEDING?</p> <div style="display: flex; justify-content: space-between;"> <div style="width: 45%;"> <p align="center">YES ↓ <input type="checkbox"/></p> <p>a) Now I would like to know how much (NAME) was given to drink during the diarrhea, including breast milk. Was (NAME) given less than usual to drink, about the same amount, or more than usual to drink?</p> <p>IF LESS, PROBE: Was (NAME) given much less than usual to drink or somewhat less?</p> </div> <div style="width: 45%; border-left: 1px dashed black; padding-left: 10px;"> <p align="center">NO/ NOT ASKED ↓ <input type="checkbox"/></p> <p>b) Now I would like to know how much (NAME) was given to drink during the diarrhea. Was (NAME) given less than usual to drink, about the same amount, or more than usual to drink?</p> <p>IF LESS, PROBE: Was (NAME) given much less than usual to drink or somewhat less?</p> </div> </div>	<div style="display: flex; justify-content: space-between;"> <div> <p>MUCH LESS</p> <p>SOMEWHAT LESS</p> <p>ABOUT THE SAME</p> <p>MORE</p> <p>NOTHING TO DRINK</p> <p>DON'T KNOW</p> </div> <div style="text-align: right;"> <p>1</p> <p>2</p> <p>3</p> <p>4</p> <p>5</p> <p>8</p> </div> </div>	
610	<p>When (NAME) had diarrhea, was (NAME) given less than usual to eat, about the same amount, more than usual, or nothing to eat?</p> <p>IF LESS, PROBE: Was (NAME) given much less than usual to eat or somewhat less?</p>	<div style="display: flex; justify-content: space-between;"> <div> <p>MUCH LESS</p> <p>SOMEWHAT LESS</p> <p>ABOUT THE SAME</p> <p>MORE</p> <p>STOPPED FOOD</p> <p>NEVER GAVE FOOD</p> <p>DON'T KNOW</p> </div> <div style="text-align: right;"> <p>1</p> <p>2</p> <p>3</p> <p>4</p> <p>5</p> <p>6</p> <p>8</p> </div> </div>	
611	<p>Did you seek advice or treatment for the diarrhea from any source?</p>	<div style="display: flex; justify-content: space-between;"> <div> <p>YES</p> <p>NO</p> </div> <div style="text-align: right;"> <p>1</p> <p>2</p> </div> </div>	→ 615

SECTION 6. CHILD HEALTH AND NUTRITION

NO.	QUESTIONS AND FILTERS	CODING CATEGORIES	SKIP																				
612	<p>Where did you seek advice or treatment?</p> <p>Anywhere else?</p> <p>PROBE TO IDENTIFY THE TYPE OF SOURCE.</p> <p>IF UNABLE TO DETERMINE IF PUBLIC, PRIVATE, OR NGO SECTOR, RECORD 'X' AND WRITE THE NAME OF THE PLACE(S).</p>	<p>PUBLIC SECTOR</p> <p>GOVERNMENT HOSPITAL A</p> <p>GOVERNMENT HEALTH CENTER B</p> <p>GOVERNMENT DISPENSARY C</p> <p>MOBILE CLINIC D</p> <p>COMMUNITY HEALTH WORKER/ FIELDWORKER E</p> <p>OTHER PUBLIC SECTOR SECTOR F (SPECIFY)</p> <p>PRIVATE MEDICAL SECTOR</p> <p>PRIVATE HOSPITAL G</p> <p>PRIVATE CLINIC H</p> <p>PHARMACY I</p> <p>PRIVATE DOCTOR J</p> <p>MOBILE CLINIC K</p> <p>COMMUNITY HEALTH WORKER/ FIELDWORKER L</p> <p>OTHER PRIVATE MEDICAL SECTOR M (SPECIFY)</p> <p>NGO MEDICAL SECTOR</p> <p>NGO HOSPITAL N</p> <p>NGO CLINIC O</p> <p>OTHER NGO MEDICAL SECTOR P</p> <p>FBO MEDICAL SECTOR</p> <p>FBO/MISSION HOSPITAL Q</p> <p>FBO/MISSION CLINIC R</p> <p>FBO MOBILE CLINIC S</p> <p>OTHER FBO MEDICAL SECTOR T (SPECIFY)</p> <p>OTHER SOURCE</p> <p>SHOP U</p> <p>TRADITIONAL PRACTITIONER V</p> <p>MARKET W</p> <p>ITINERANT DRUG SELLER X</p> <p>OTHER Y (SPECIFY)</p>																					
613	<p>CHECK 612:</p> <p>TWO OR MORE CODES CIRCLED <input type="checkbox"/></p> <p>ONLY ONE CODE CIRCLED <input type="checkbox"/> → 615</p>																						
614	<p>Where did you first seek advice or treatment?</p> <p>USE LETTER CODE FROM 612.</p>	<p>FIRST PLACE <input type="checkbox"/></p>																					
615	<p>Was (NAME) given any of the following at any time since (NAME) started having the diarrhea:</p> <p>a) A fluid made from a packet called ORS?</p> <p>c) Zinc tablets or syrup?</p> <p>d) A homemade sugar-salt solution?</p> <p>e) Other homemade fluids such as prridge, soup, yoghurt, coconut water, fresh fruit juice, tea, milk or rice water?</p>	<table border="1"> <thead> <tr> <th></th><th>YES</th><th>NO</th><th>DK</th></tr> </thead> <tbody> <tr> <td>a) FLUID FROM ORS PACKET</td><td>1</td><td>2</td><td>8</td></tr> <tr> <td>c) ZINC</td><td>1</td><td>2</td><td>8</td></tr> <tr> <td>d) SUGAR-SALT SOLUTION</td><td>1</td><td>2</td><td>8</td></tr> <tr> <td>e) HOMEMADE FLUID</td><td>1</td><td>2</td><td>8</td></tr> </tbody> </table>		YES	NO	DK	a) FLUID FROM ORS PACKET	1	2	8	c) ZINC	1	2	8	d) SUGAR-SALT SOLUTION	1	2	8	e) HOMEMADE FLUID	1	2	8	
	YES	NO	DK																				
a) FLUID FROM ORS PACKET	1	2	8																				
c) ZINC	1	2	8																				
d) SUGAR-SALT SOLUTION	1	2	8																				
e) HOMEMADE FLUID	1	2	8																				

SECTION 6. CHILD HEALTH AND NUTRITION

NO.	QUESTIONS AND FILTERS	CODING CATEGORIES	SKIP
616	<p>CHECK 615:</p> <div style="display: flex; justify-content: space-around;"> <div style="text-align: center;"> <p>ANY 'YES'</p> <p><input type="checkbox"/></p> <p>↓</p> <p>a) Was anything else given to treat the diarrhea?</p> </div> <div style="text-align: center;"> <p>ALL 'NO' OR 'DK'</p> <p><input type="checkbox"/></p> <p>↓</p> <p>b) Was anything given to treat the diarrhea?</p> </div> </div>	<p>YES 1</p> <p>NO 2</p> <p>DON'T KNOW 8</p>	→ 618
617	<p>CHECK 615:</p> <div style="display: flex; justify-content: space-around;"> <div style="text-align: center;"> <p>ANY 'YES'</p> <p><input type="checkbox"/></p> <p>↓</p> <p>a) What else was given to treat the diarrhea?</p> <p>Anything else?</p> </div> <div style="text-align: center;"> <p>ALL 'NO' OR 'DK'</p> <p><input type="checkbox"/></p> <p>↓</p> <p>b) What was given to treat the diarrhea?</p> <p>Anything else?</p> </div> </div> <p>RECORD ALL TREATMENTS GIVEN.</p>	<p>PILL OR SYRUP</p> <p>ANTIBIOTIC A</p> <p>ANTIMOTILITY B</p> <p>OTHER (NOT ANTIBIOTIC OR ANTIMOTILITY) C</p> <p>UNKNOWN PILL OR SYRUP D</p> <p>THERAPEUTIC VITAMIN A E</p> <p>INJECTION</p> <p>ANTIBIOTIC F</p> <p>NON-ANTIBIOTIC G</p> <p>UNKNOWN INJECTION H</p> <p>(IV) INTRAVENOUS FLUIDS I</p> <p>HOME REMEDY/HERBAL MEDICINE J</p> <p>OTHER X</p> <p style="text-align: center;">(SPECIFY)</p>	
618	Has (NAME) been ill with a fever at any time in the last 2 weeks?	<p>YES 1</p> <p>NO 2</p> <p>DON'T KNOW 8</p>	→ 621
619	At any time during the illness, did (NAME) have blood taken from (NAME)'s finger or heel for testing?	<p>YES 1</p> <p>NO 2</p> <p>DON'T KNOW 8</p>	
620	Were you told by a healthcare provider that (NAME) had malaria?	<p>YES 1</p> <p>NO 2</p> <p>DON'T KNOW 8</p>	
621	Has (NAME) had an illness with a cough at any time in the last 2 weeks?	<p>YES 1</p> <p>NO 2</p> <p>DON'T KNOW 8</p>	
621A	Has (NAME) been in contact with a person with persistent cough or TB in the last 12 months?	<p>YES 1</p> <p>NO 2</p> <p>DON'T KNOW 8</p>	→ 622
621B	Was (NAME) tested for TB?	<p>YES 1</p> <p>NO 2</p> <p>DON'T KNOW 8</p>	
622	Has (NAME) had fast, short, rapid breaths or difficulty breathing at any time in the last 2 weeks?	<p>YES 1</p> <p>NO 2</p> <p>DON'T KNOW 8</p>	→ 624
623	Was the fast or difficult breathing due to a problem in the chest or to a blocked or runny nose?	<p>CHEST ONLY 1</p> <p>NOSE ONLY 2</p> <p>BOTH 3</p> <p>OTHER 6</p> <p style="text-align: center;">(SPECIFY)</p> <p>DON'T KNOW 8</p>	→ 625

SECTION 6. CHILD HEALTH AND NUTRITION

NO.	QUESTIONS AND FILTERS	CODING CATEGORIES	SKIP
624	CHECK 618: HAD FEVER? YES <input type="checkbox"/> NO OR DON'T KNOW <input type="checkbox"/>		634
625	Did you seek advice or treatment for the illness from any source?	YES 1 NO 2	630
626	Where did you seek advice or treatment? Anywhere else? PROBE TO IDENTIFY THE TYPE OF SOURCE. IF UNABLE TO DETERMINE IF PUBLIC, PRIVATE, OR NGO SECTOR, RECORD 'X' AND WRITE THE NAME OF THE PLACE(S).	PUBLIC SECTOR GOVERNMENT HOSPITAL A GOVERNMENT HEALTH CENTER B GOVERNMENT DISPENSARY C MOBILE CLINIC D COMMUNITY HEALTH WORKER/ FIELDWORKER E OTHER PUBLIC SECTOR SECTOR F (SPECIFY) PRIVATE MEDICAL SECTOR PRIVATE HOSPITAL G PRIVATE CLINIC H PHARMACY I PRIVATE DOCTOR J MOBILE CLINIC K COMMUNITY HEALTH WORKER/ FIELDWORKER L OTHER PRIVATE MEDICAL SECTOR M (SPECIFY) NGO MEDICAL SECTOR NGO HOSPITAL N NGO CLINIC O OTHER NGO MEDICAL SECTOR P (SPECIFY) FBO MEDICAL SECTOR FBO/MISSION HOSPITAL Q FBO/MISSION CLINIC R FBO MOBILE CLINIC S OTHER FBO MEDICAL SECTOR T (SPECIFY) OTHER SOURCE SHOP U TRADITIONAL PRACTITIONER V MARKET W ITINERANT DRUG SELLER X OTHER Y (SPECIFY)	

SECTION 6. CHILD HEALTH AND NUTRITION

NO.	QUESTIONS AND FILTERS	CODING CATEGORIES	SKIP
627	CHECK 626: TWO OR MORE CODES CIRCLED <input type="checkbox"/>	ONLY ONE CODE CIRCLED <input type="checkbox"/> → 629	
628	Where did you first seek advice or treatment? USE LETTER CODE FROM 626.	FIRST PLACE <input type="checkbox"/>	
629	How many days after the illness began did you first seek advice or treatment for (NAME)? IF THE SAME DAY RECORD '00'.	DAYS <input type="text"/> <input type="text"/>	
630	At any time during the illness, did (NAME) take any medicine for the illness?	YES 1 NO 2 DON'T KNOW 8	→ 634
631	What medicine did (NAME) take? Any other medicine? RECORD ALL MENTIONED. IF MEDICINE NOT KNOWN, ASK TO SEE THE PACKAGE OR PRESCRIPTION.	ACT ANTIMALARIAL MEDICINE AL A DHAP B OTHER ACT (NOT AL OR DHAP) C NON-ACT ANTIMALARIAL SP/FANSIDAR D CHLOROQUINE E AMODIAQUINE F QUININE PILLS G INJECTION/IV H ARTESUNATE RECTAL I INJECTION/IV J OTHER ANTIMALARIAL K (SPECIFY) ANTIBIOTIC MEDICINE AMOXICILLIN DT TABLETS L AMOXICILLIN SYRUP M COTRIMOXAZOLE N OTHER PILL/SYRUP O OTHER INJECTION/IV P OTHER MEDICINE ASPIRIN Q PARACETAMOL/PANADOL/ ACETAMINOPHEN R IBUPROFEN S OXYGEN T OTHER X (SPECIFY) DON'T KNOW Z	

SECTION 6. CHILD HEALTH AND NUTRITION

NO.	QUESTIONS AND FILTERS	CODING CATEGORIES	SKIP
632	<p>CHECK 631: ARTEMISININ COMBINATION THERAPY ('A' OR 'B' OR 'C') GIVEN</p> <p>CODE 'A', 'B', OR 'C' CIRCLED <input type="checkbox"/> CODE 'A', 'B', OR 'C' NOT CIRCLED <input type="checkbox"/></p> <p>↓</p>		→ 634
633	<p>How long after the fever started did (NAME) first take an artemisinin combination therapy?</p>	<p>SAME DAY 0</p> <p>NEXT DAY 1</p> <p>TWO DAYS AFTER FEVER 2</p> <p>THREE OR MORE DAYS AFTER FEVER 3</p> <p>DON'T KNOW 8</p>	
634	<p>CHECK 220, 224, AND 225 IN PREGNANCY HISTORY: ANY MORE SURVIVING CHILDREN BORN 0-59 MONTHS BEFORE THE SURVEY?</p> <p>MORE SURVIVING CHILDREN BORN 0-59 MONTHS BEFORE THE SURVEY <input type="checkbox"/></p> <p>(GO TO 603 FOR THE NEXT SURVIVING CHILD) ←</p>	<p>NO MORE SURVIVING CHILDREN BORN 0-59 MONTHS BEFORE THE SURVEY <input type="checkbox"/></p>	→ 635

SECTION 6. CHILD HEALTH AND NUTRITION

NO.	QUESTIONS AND FILTERS	CODING CATEGORIES	SKIP
635	<p>CHECK 220, 225 AND 226, ALL ROWS: NUMBER OF CHILDREN BORN 0-23 MONTHS BEFORE THE SURVEY LIVING WITH THE RESPONDENT</p> <p align="center">ONE OR MORE <input type="checkbox"/> NONE <input type="checkbox"/></p> <p align="center">↓</p> <p>_____</p> <p align="center">(NAME OF YOUNGEST CHILD LIVING WITH HER)</p> <p align="center">↓</p>		→ 643
636	<p>Now I would like to ask you about liquids that (NAME FROM 635) had yesterday during the day or at night. Please tell me about all drinks, whether (NAME) had them at home, or somewhere else.</p> <p>Yesterday during the day or at night, did (NAME) drink:</p>		
	a) Plain water?	<p align="center">YES NO DK</p> <p>a) 1 2 8</p>	
	b) Infant formulas, such as, NAN (Nestle), SMA, or S26?	<p>b) 1 2 8</p>	
	IF YES: How many times did (NAME) drink infant formula? IF 7 OR MORE TIMES, RECORD '7'.	<p>NUMBER OF TIMES DRANK FORMULA <input type="text"/> 8</p>	
	c) Milk from animals, such as fresh milk, powdered milk, or milk tea?	<p>c) 1 2 8</p>	
	IF YES: How many times did (NAME) drink milk? IF 7 OR MORE TIMES, RECORD '7'.	<p>NUMBER OF TIMES DRANK MILK <input type="text"/> 8</p>	
	IF YES: Was the milk a sweet or flavored type of milk?	<p>SWEET/ FLAVORED ... 1 2 8</p>	
	d) Yogurt as a drink?	<p>d) 1 2 8</p>	
	IF YES: How many times did (NAME) drink yogurt? IF 7 OR MORE TIMES, RECORD '7'.	<p>NUMBER OF TIMES DRANK YOGURT <input type="text"/> 8</p>	
	IF YES: Was the yogurt drink a sweet or flavored type of yogurt drink?	<p>SWEET/ FLAVORED ... 1 2 8</p>	
	f) Milo or cocoa?	<p>f) 1 2 8</p>	
	g) Fruit juice or fruit drinks?	<p>g) 1 2 8</p>	
	h) Soft drinks such as Coca-Cola, Fanta, Sprite, or energy drinks such as Red Bull?	<p>h) 1 2 8</p>	
	i) Tea, coffee, or herbal drinks?	<p>i) 1 2 8</p>	
	IF YES: Was the drink sweetened?	<p>SWEETENED . 1 2 8</p>	
	j) Clear broth or clear soup?	<p>j) 1 2 8</p>	
	k) Any other liquids?	<p>k) 1 2 8</p>	
	IF YES: What was the drink?	<p>OTHER DRINK(S) _____ (SPECIFY)</p>	
	IF YES: Was the drink sweetened?	<p>SWEETENED . 1 2 8</p>	

SECTION 6. CHILD HEALTH AND NUTRITION

NO.	QUESTIONS AND FILTERS	CODING CATEGORIES			SKIP
637	<p>Now I would like to ask you about foods that (NAME) had yesterday during the day or at night. I am interested in foods your child ate whether at home or somewhere else. Please think about snacks and small meals as well as main meals.</p> <p>I will ask you about different foods, and I would like to know whether your child ate the food even if it was combined with other foods.</p> <p>Please do not answer 'yes' for any food or ingredient only used in a small amount to add flavor to a dish.</p> <p>Yesterday during the day or at night, did (NAME) eat:</p>				
		YES	NO	DK	
a)	Yogurt or mala?	1	2	8	
	IF YES: How many times did (NAME) eat yogurt? IF 7 OR MORE TIMES, RECORD '7'.	NUMBER OF TIMES ATE YOGURT <input type="text"/>			8
b)	Ugali, porridge, rice, bread, chapati, pasta, or green maize?	1	2	8	
c)	Carrots, pumpkin, butternut, or sweet potato that is orange inside?	1	2	8	
d)	Irish potato, white sweet potato, green banana, nduma (arrowroot), yam, or cassava?	1	2	8	
e)	Sukuma wiki, spinach, managu (nightshade), terere (amaranth), saget, or kunde (cowpea leaves)?	1	2	8	
e1)	Khandira (Ethiopian kale), mrenda (jute mallow), pumpkin leaves, nderema (Malabar spinach), mitoo, broccoli, or mchungu?	1	2	8	
f)	Any other vegetables, such as tomatoes, cabbage, green capsicum, mushrooms, cucumber or other vegetables?	1	2	8	
g)	Ripe pawpaw, ripe mango, passionfruit, or matunda ya damu?	1	2	8	
h)	Any other fruits, such as banana, pineapple, avocado, watermelon, orange or other fruits?	1	2	8	
i)	Liver, blood, kidney, lung, gizzard, or heart?	1	2	8	
j)	Sausages, Smokies, hot dogs, salami, or ham?	1	2	8	
k)	Any other meat, such as goat, beef, minced beef, mutton, pork, wild game, or chicken?	1	2	8	
l)	Eggs?	1	2	8	
m)	Fish, dagaa, canned tuna, or seafood?	1	2	8	
n)	Beans, githeri, ndengu (green gram), njahi (black gram), kamande (lentils), pigeon peas, or chickpeas?	1	2	8	

SECTION 6. CHILD HEALTH AND NUTRITION

NO.	QUESTIONS AND FILTERS	CODING CATEGORIES	SKIP																																
	<p>o) Groundnuts, cashews, pumpkin seeds, simsim (sesame seeds), or peanut butter?</p> <p>p) Cheese?</p> <p>q) Termites, locusts, or grasshoppers?</p> <p>r) Any sweet foods such as cakes, sweet biscuits, candy, chocolates, ice cream, or ice lollies?</p> <p>s) Crisps, chips, ngumu, mandaazi, samosa, bhajias, or Indomie?</p> <p>u) Any other solid, semi-solid, or soft food?</p> <p>IF YES: What was the food?</p> <p>MARK THE APPROPRIATE FOOD GROUP FOR EACH ADDITIONAL FOOD, IF THE GROUP IS NOT YET CODED 'YES'.</p> <p>IF UNABLE TO DETERMINE WHICH GROUP THE ADDITIONAL FOOD BELONGS TO, RECORD THE NAME OF THE FOOD.</p>	<table> <tr> <th></th><th>YES</th><th>NO</th><th>DK</th></tr> <tr> <td>o)</td><td>1</td><td>2</td><td>8</td></tr> <tr> <td>p)</td><td>1</td><td>2</td><td>8</td></tr> <tr> <td>q)</td><td>1</td><td>2</td><td>8</td></tr> <tr> <td>r)</td><td>1</td><td>2</td><td>8</td></tr> <tr> <td>s)</td><td>1</td><td>2</td><td>8</td></tr> <tr> <td>u)</td><td>1</td><td>2</td><td>8</td></tr> <tr> <td colspan="4">OTHER FOOD(S) _____ (SPECIFY)</td></tr> </table>		YES	NO	DK	o)	1	2	8	p)	1	2	8	q)	1	2	8	r)	1	2	8	s)	1	2	8	u)	1	2	8	OTHER FOOD(S) _____ (SPECIFY)				
	YES	NO	DK																																
o)	1	2	8																																
p)	1	2	8																																
q)	1	2	8																																
r)	1	2	8																																
s)	1	2	8																																
u)	1	2	8																																
OTHER FOOD(S) _____ (SPECIFY)																																			
638	<p>CHECK 637 (CATEGORIES 'a' THROUGH 'u'):</p> <p>NOT A SINGLE 'YES' <input type="checkbox"/> AT LEAST ONE 'YES' <input type="checkbox"/></p>		→ 640																																
639	<p>Did (NAME) eat any solid, semi-solid, or soft foods yesterday during the day or at night?</p> <p>IF 'YES' PROBE: What kind of solid, semi-solid or soft foods did (NAME) eat?</p>	<p>YES 1</p> <p>(GO BACK TO 637 TO RECORD FOOD EATEN YESTERDAY)</p> <p>(THEN CONTINUE TO 640)</p> <p>NO 2</p>	→ 641																																
640	<p>How many times did (NAME) eat solid, semi-solid, or soft foods yesterday during the day or at night?</p> <p>IF 7 OR MORE TIMES, RECORD '7'.</p>	<p>NUMBER OF TIMES <input type="text"/></p> <p>DON'T KNOW 8</p>																																	
641	<p>In the last 6 months, did any healthcare provider or community health worker talk with you about how or what to feed (NAME)?</p>	<p>YES 1</p> <p>NO 2</p> <p>DON'T KNOW 8</p>																																	
642	<p>The last time (NAME) passed stools, what was done to dispose of the stools?</p>	<p>CHILD USED TOILET OR LATRINE 01</p> <p>PUT/RINSED INTO TOILET OR LATRINE 02</p> <p>PUT/RINSED INTO DRAIN OR DITCH 03</p> <p>THROWN INTO GARBAGE 04</p> <p>BURIED 05</p> <p>LEFT IN THE OPEN 06</p> <p>OTHER 96 (SPECIFY)</p>																																	

SECTION 6. CHILD HEALTH AND NUTRITION

NO.	QUESTIONS AND FILTERS	CODING CATEGORIES			SKIP
643	<p>Now I'd like to ask you about foods and drinks that you consumed yesterday during the day or night, whether you ate or drank it at home or somewhere else. Please think about snacks and small meals as well as main meals.</p> <p>I will ask you about different foods and drinks, and I would like to know whether you ate the food even if it was combined with other foods.</p> <p>Please do not answer 'yes' for any food or ingredient only used in a small amount to add flavor to a dish.</p> <p>Yesterday during the day or at night, did you eat or drink:</p>				
	a) Ugali, porridge, rice, bread, chapati, pasta, or green maize?	a)	YES 1	NO 2	DK 8
	b) Carrots, pumpkin, butternut, or sweet potato that is orange inside?	b)	1	2	8
	c) Irish potato, white sweet potato, green banana, nduma (arrowroot), yam, or cassava?	c)	1	2	8
	d) Sukuma wiki, spinach, managu (nightshade), terere (amaranth), saget, or kunde (cowpea leaves)?	d)	1	2	8
	d1) Khandira (Ethiopian kale), mrenda (jute mallow), pumpkin leaves, nderema (Malabar spinach), mitoo, broccoli, or mchungu?	d1)	1	2	8
	e) Any other vegetables, such as tomatoes, cabbage, green capsicum, mushrooms, cucumber or other vegetables?	e)	1	2	8
	f) Ripe pawpaw, ripe mango, passionfruit, or matunda ya damu?	f)	1	2	8
	g) Any other fruits, such as banana, pineapple, avocado, watermelon, orange or other fruits?	g)	1	2	8
	h) Liver, blood, kidney, lung, gizzard, or heart?	h)	1	2	8
	i) Sausages, Smokies, hot dogs, salami, or ham?	i)	1	2	8
	j) Any other meat, such as goat, beef, minced beef, mutton, pork, wild game, or chicken?	j)	1	2	8
	k) Eggs?	k)	1	2	8

SECTION 6. CHILD HEALTH AND NUTRITION

NO.	QUESTIONS AND FILTERS	CODING CATEGORIES			SKIP
		YES	NO	DK	
	l) Fish, dagaa, canned tuna, or seafood?	l) 1	2	8	
	m) Beans, githeri, ndengu (green gram), njahi (black gram), kamande (lentils), pigeon peas, or chickpeas?	m) 1	2	8	
	n) Groundnuts, cashews, pumpkin seeds, simsim (sesame seeds), or peanut butter?	n) 1	2	8	
	o) Milk, milk tea, powdered milk, yogurt, mala, or cheese?	o) 1	2	8	
	p) Termites, locusts, or grasshoppers?	p) 1	2	8	
	q) Any sweet foods such as cakes, sweet biscuits, candy, chocolates, ice cream, or ice lollies?	q) 1	2	8	
	r) Crisps, chips, ngumu, mandaazi, samosa, bhajias, or Indomie?	r) 1	2	8	
	s) Fruit juice or fruit drinks?	s) 1	2	8	
	t) Soft drinks such as Coca-Cola, Fanta, Sprite, or energy drinks such as Red Bull?	t) 1	2	8	
	u) Tea with sugar, coffee with sugar, Milo, or cocoa?	u) 1	2	8	
	w) Any other liquids? IF YES: What was the drink? IF YES: Was the drink sweetened?	w) 1	2	8	
		OTHER DRINK(S) _____ (SPECIFY)			
		SWEETENED . 1	2	8	
	x) Any other food? IF YES: What was the food? MARK THE APPROPRIATE FOOD GROUP FOR EACH ADDITIONAL FOOD, IF THE GROUP IS NOT YET CODED 'YES'. IF UNABLE TO DETERMINE WHICH GROUP THE ADDITIONALFOOD BELONGS TO, RECORD THE NAME OF THE FOOD.	x) 1	2	8	
		OTHER FOOD(S) _____ (SPECIFY)			

SECTION 6B. EARLY CHILDHOOD DEVELOPMENT INDEX MODULE

NO.	QUESTIONS AND FILTERS	CODING CATEGORIES	SKIP
ECDA	<p>CHECK 220, 224, 225 AND 226 IN THE PREGNANCY HISTORY: ANY SURVIVING CHILDREN BORN 24-59 MONTHS BEFORE THE SURVEY WHO LIVE WITH THE RESPONDENT?</p> <p>ONE OR MORE SURVIVING CHILDREN BORN 24-59 MONTHS BEFORE THE SURVEY LIVING WITH THE MOTHER <input type="checkbox"/></p> <p>NO SURVIVING CHILDREN BORN 24-59 MONTHS BEFORE THE SURVEY LIVING WITH THE MOTHER <input type="checkbox"/></p>	<p>→ 701</p>	
ECDB	<p>Now I would like to ask you some questions about your children age 2-4 years who live with you, starting with the youngest. These questions are about certain things they are currently able to do. Please keep in mind that children can develop and learn at a different pace. For example, some start talking earlier than others, or they might already say some words but not yet form sentences. So, it is fine if your child is not able to do all the things I am going to ask you about. You can let me know if you have any doubts about what answer to give.</p>		
ECDC	<p>RECORD THE NAME AND PREGNANCY HISTORY NUMBER FROM 215 AND 218 OF THE SURVIVING CHILDREN BORN 24-59 MONTHS BEFORE THE SURVEY LIVING WITH THE RESPONDENT, STARTING WITH THE YOUNGEST.</p> <p>NAME OF CHILD _____ PREGNANCY HISTORY NUMBER .. <input type="text"/> <input type="text"/></p>		
ECD01	<p>Can (NAME) walk on an uneven surface, for example, a bumpy or steep road, without falling?</p>	<p>YES 1</p> <p>NO 2</p> <p>DON'T KNOW 8</p>	
ECD02	<p>Can (NAME) jump up with both feet leaving the ground?</p>	<p>YES 1</p> <p>NO 2</p> <p>DON'T KNOW 8</p>	
ECD03	<p>Can (NAME) dress (him/herself), that is, put on pants and a shirt, without help?</p>	<p>YES 1</p> <p>NO 2</p> <p>DON'T KNOW 8</p>	
ECD04	<p>Can (NAME) fasten and unfasten buttons without help?</p>	<p>YES 1</p> <p>NO 2</p> <p>DON'T KNOW 8</p>	
ECD05	<p>Can (NAME) say 10 or more words, like 'mama' or 'ball'?</p>	<p>YES 1</p> <p>NO 2</p> <p>DON'T KNOW 8</p>	
ECD06	<p>Can (NAME) speak using sentences of 3 or more words that go together, for example, "I want water" or "The house is big"?</p>	<p>YES 1</p> <p>NO 2</p> <p>DON'T KNOW 8</p>	→ ECD08
ECD07	<p>Can (NAME) speak using sentences of 5 or more words that go together, for example, "The house is very big"?</p>	<p>YES 1</p> <p>NO 2</p> <p>DON'T KNOW 8</p>	
ECD08	<p>Can (NAME) correctly use any of the words 'I', 'you', 'she', or 'he', for example, "I want water" or "He eats rice"?</p>	<p>YES 1</p> <p>NO 2</p> <p>DON'T KNOW 8</p>	
ECD09	<p>If you show (NAME) an object (he/she) knows well, such as a cup or animal, can (he/she) consistently name it?</p> <p>By consistently, we mean that (he/she) uses the same word to refer to the same object, even if the word used is not fully correct.</p>	<p>YES 1</p> <p>NO 2</p> <p>DON'T KNOW 8</p>	

SECTION 6B. EARLY CHILDHOOD DEVELOPMENT INDEX MODULE

NO.	QUESTIONS AND FILTERS	CODING CATEGORIES	SKIP
ECD10	Can (NAME) recognize at least 5 letters of the alphabet?	YES 1 NO 2 DON'T KNOW 8	
ECD11	Can (NAME) write (his/her) name?	YES 1 NO 2 DON'T KNOW 8	
ECD12	Can (NAME) recognize all numbers from 1 to 5?	YES 1 NO 2 DON'T KNOW 8	
ECD13	If you ask (NAME) to give you 3 objects, such as 3 stones or 3 beans, does (he/she) give you the correct amount?	YES 1 NO 2 DON'T KNOW 8	
ECD14	Can (NAME) count 10 objects, for example, 10 fingers or 10 blocks, without mistakes?	YES 1 NO 2 DON'T KNOW 8	
ECD15	Can (NAME) do an activity, such as coloring or playing with building blocks, without repeatedly asking for help or giving up too quickly?	YES 1 NO 2 DON'T KNOW 8	
ECD16	Does (NAME) ask about familiar people other than parents when they are not there, for example, "Where is Grandma?"?	YES 1 NO 2 DON'T KNOW 8	
ECD17	Does (NAME) offer to help someone who seems to need help?	YES 1 NO 2 DON'T KNOW 8	
ECD18	Does (NAME) get along well with other children?	YES 1 NO 2 DON'T KNOW 8	
ECD19	How often does (NAME) seem to be very sad or depressed? Would you say: daily, weekly, monthly, a few times a year, or never?	DAILY 1 WEEKLY 2 MONTHLY 3 A FEW TIMES A YEAR 4 NEVER 5 DON'T KNOW 8	
ECD20	Compared with other children of the same age, how much does (NAME) kick, bite, or hit other children or adults? Would you say: not at all, the same or less, more, or a lot more?	NOT AT ALL 1 THE SAME OR LESS 2 MORE 3 A LOT MORE 4 DON'T KNOW 8	
ECD21	<p>CHECK 220, 224, 225, AND 226 IN PREGNANCY HISTORY: ANY MORE SURVIVING CHILDREN BORN 24-59 MONTHS BEFORE THE SURVEY LIVING WITH THE MOTHER?</p> <div style="display: flex; justify-content: space-between; align-items: flex-start;"> <div style="width: 45%;"> <p>MORE SURVIVING CHILDREN BORN 24-59 MONTHS BEFORE THE SURVEY LIVING WITH THE MOTHER</p> <p>(GO TO ECD01 FOR THE NEXT SURVIVING CHILD) ←</p> </div> <div style="width: 45%;"> <p>NO MORE SURVIVING CHILDREN BORN 24-59 MONTHS BEFORE THE SURVEY LIVING WITH THE MOTHER</p> <div style="display: flex; align-items: center;"> <input style="width: 30px; height: 20px; border: 1px solid black;" type="checkbox"/> <div style="margin-left: 10px;">→ 701</div> </div> </div> </div>		

SECTION 7. MARRIAGE AND SEXUAL ACTIVITY

NO.	QUESTIONS AND FILTERS	CODING CATEGORIES	SKIP
701	Now I would like to talk about marriage. Are you currently married or living together with a man as if married?	YES, CURRENTLY MARRIED 1 YES, LIVING WITH A MAN 2 NO, NOT IN UNION 3	→ 706 → 709
702	Have you ever been married or lived together with a man as if married?	YES, PREVIOUSLY MARRIED 1 YES, LIVED WITH A MAN 2 NO 3	→ 721
703	What is your marital status now: are you widowed, divorced, or separated?	WIDOWED 1 DIVORCED 2 SEPARATED 3	
704	CHECK 702: YES, <input type="checkbox"/> PREVIOUSLY MARRIED YES, <input type="checkbox"/> LIVED WITH A MAN		→ 714
705	Did you have a marriage certificate for your last marriage?	YES 1 NO 2 DON'T KNOW 8	→ 714 → 707
706	Do you have a marriage certificate for this marriage?	YES 1 NO 2 DON'T KNOW 8	→ 709
707	Was this marriage ever registered with the civil authority?	YES 1 NO 2 DON'T KNOW 8	
708	CHECK 701: YES, <input type="checkbox"/> CURRENTLY MARRIED NO, <input type="checkbox"/> NOT IN A UNION		→ 714
709	Is your (husband/partner) living with you now or is he staying elsewhere?	LIVING WITH HER 1 STAYING ELSEWHERE 2	
710	RECORD THE HUSBAND'S/PARTNER'S NAME AND LINE NUMBER FROM THE HOUSEHOLD QUESTIONNAIRE. IF HE IS NOT LISTED IN THE HOUSEHOLD, RECORD '00'.	NAME _____ LINE NO. <input type="text"/> <input type="text"/>	
711	Does your (husband/partner) have other wives or does he live with other women as if married?	YES 1 NO 2 DON'T KNOW 8	→ 714
712	Including yourself, in total, how many wives or live-in partners does he have?	TOTAL NUMBER OF WIVES AND LIVE-IN PARTNERS <input type="text"/> <input type="text"/> DON'T KNOW 98	
713	Are you the first, second, ... wife?	RANK <input type="text"/> <input type="text"/> DON'T KNOW 98	
714	Have you been married or lived with a man only once or more than once?	ONLY ONCE 1 MORE THAN ONCE 2	

SECTION 7. MARRIAGE AND SEXUAL ACTIVITY

NO.	QUESTIONS AND FILTERS	CODING CATEGORIES	SKIP
715	<p>CHECK 714:</p> <div style="display: flex; justify-content: space-between;"> <div style="width: 45%;"> <p>MARRIED/ LIVED WITH A MAN ONLY ONCE <input type="checkbox"/></p> <p>a) In what month and year did you start living with your (husband/partner)?</p> </div> <div style="width: 45%; border-left: 1px dashed black; padding-left: 10px;"> <p>MARRIED/ LIVED WITH A MAN MORE THAN ONCE <input type="checkbox"/></p> <p>b) Now I would like to ask about your first (husband/partner). In what month and year did you start living with him?</p> </div> </div>	<p>MONTH <input type="text"/> <input type="text"/></p> <p>DON'T KNOW MONTH 98</p> <p>YEAR <input type="text"/> <input type="text"/> <input type="text"/> <input type="text"/> → 717</p> <p>DON'T KNOW YEAR 9998</p>	
716	How old were you when you first started living with him?	AGE <input type="text"/> <input type="text"/>	
717	<p>CHECK 714:</p> <div style="display: flex; justify-content: space-around;"> <p>MARRIED/LIVED WITH A MAN MORE THAN ONCE <input type="checkbox"/></p> <p>MARRIED/LIVED WITH A MAN ONLY ONCE <input type="checkbox"/> → 721</p> </div>		
718	<p>CHECK 701:</p> <div style="display: flex; justify-content: space-around;"> <p>YES, <input type="checkbox"/> CURRENTLY MARRIED</p> <p>YES, <input type="checkbox"/> LIVING WITH A MAN</p> <p>NO, <input type="checkbox"/> NOT IN A UNION → 721</p> </div>		
719	Now I'd like to ask you about your current (husband/partner). In what month and year did you start living with him?	<p>MONTH <input type="text"/> <input type="text"/></p> <p>DON'T KNOW MONTH 98</p> <p>YEAR <input type="text"/> <input type="text"/> <input type="text"/> <input type="text"/> → 721</p> <p>DON'T KNOW YEAR 9998</p>	
720	How old were you when you first started living with your current (husband/partner)?	AGE <input type="text"/> <input type="text"/>	
721	CHECK FOR PRESENCE OF OTHERS. BEFORE CONTINUING, MAKE EVERY EFFORT TO ENSURE		
722	Now I would like to ask some questions about sexual activity in order to gain a better understanding of some important life issues. Let me assure you again that your answers are completely confidential and will not be told to anyone. If we should come to any question that you don't want to answer, just let me know and we will go to the next question. How old were you when you had sexual intercourse for the very first time?	<p>NEVER HAD SEXUAL INTERCOURSE 00 → 738</p> <p>AGE IN YEARS <input type="text"/> <input type="text"/></p>	

SECTION 7. MARRIAGE AND SEXUAL ACTIVITY

NO.	QUESTIONS AND FILTERS	CODING CATEGORIES	SKIP																
723	<p>I would like to ask you about your recent sexual activity. When was the last time you had sexual intercourse?</p> <p>IF LESS THAN 12 MONTHS, ANSWER MUST BE RECORDED IN DAYS, WEEKS OR MONTHS. IF 12 MONTHS (ONE YEAR) OR MORE, ANSWER MUST BE RECORDED IN YEARS.</p>	<table> <tr> <td>DAYS AGO</td><td>1</td><td><input type="text"/></td><td><input type="text"/></td></tr> <tr> <td>WEEKS AGO</td><td>2</td><td><input type="text"/></td><td><input type="text"/></td></tr> <tr> <td>MONTHS AGO</td><td>3</td><td><input type="text"/></td><td><input type="text"/></td></tr> <tr> <td>YEARS AGO</td><td>4</td><td><input type="text"/></td><td><input type="text"/></td></tr> </table>	DAYS AGO	1	<input type="text"/>	<input type="text"/>	WEEKS AGO	2	<input type="text"/>	<input type="text"/>	MONTHS AGO	3	<input type="text"/>	<input type="text"/>	YEARS AGO	4	<input type="text"/>	<input type="text"/>	<p>→ 737</p>
DAYS AGO	1	<input type="text"/>	<input type="text"/>																
WEEKS AGO	2	<input type="text"/>	<input type="text"/>																
MONTHS AGO	3	<input type="text"/>	<input type="text"/>																
YEARS AGO	4	<input type="text"/>	<input type="text"/>																
724	<p>CHECK 232:</p> <p align="center">NOT PREGNANT <input type="checkbox"/> OR UNSURE ↓</p> <p align="center">PREGNANT <input type="checkbox"/> → 727</p>		→ 727																
725	<p>The last time you had sexual intercourse, did you or your partner do something or use any method to delay or avoid getting pregnant?</p>	<p>YES 1</p> <p>NO 2</p>	→ 727																
726	<p>Which method did you use?</p> <p>RECORD ALL MENTIONED.</p> <p>IF CODES 'G' OR 'H' ARE CIRCLED, SKIP TO 728 EVEN IF ANOTHER METHOD WAS ALSO USED.</p>	<p>FEMALE STERILIZATION A</p> <p>MALE STERILIZATION B</p> <p>IUD C</p> <p>INJECTABLES D</p> <p>IMPLANTS E</p> <p>PILL F</p> <p>MALE CONDOM G</p> <p>FEMALE CONDOM H</p> <p>EMERGENCY CONTRACEPTION I</p> <p>STANDARD DAYS METHOD J</p> <p>LACTATIONAL AMENORRHEA METHOD K</p> <p>RHYTHM METHOD L</p> <p>WITHDRAWAL M</p> <p>OTHER MODERN METHOD X</p> <p>OTHER TRADITIONAL METHOD Y</p>	→ 728																
727	<p>The last time you had sexual intercourse, was a male or female condom used?</p>	<p>YES 1</p> <p>NO 2</p>	→ 730																
728	<p>What is the brand name of the condom used?</p> <p>IF BRAND NOT KNOWN, ASK TO SEE THE PACKAGE.</p>	<p>SURE 01</p> <p>DUREX 02</p> <p>KISS 03</p> <p>TRUST 04</p> <p>POWER PLAY 05</p> <p>ROUGH RIDER 06</p> <p>LIFEGUARD 07</p> <p>FC2 FEMALE CONDOM 08</p> <p>OTHER 96</p> <p align="center">(SPECIFY)</p> <p>DON'T KNOW 98</p>																	

SECTION 7. MARRIAGE AND SEXUAL ACTIVITY

NO.	QUESTIONS AND FILTERS	CODING CATEGORIES	SKIP
729	<p>From where did you obtain the condom the last time?</p> <p>PROBE TO IDENTIFY TYPE OF SOURCE.</p> <p>IF UNABLE TO DETERMINE IF PUBLIC, PRIVATE, OR NGO SECTOR, RECORD '96' AND WRITE THE NAME OF THE PLACE.</p>	<p>PUBLIC SECTOR</p> <p>GOVERNMENT HOSPITAL 11</p> <p>GOVERNMENT HEALTH CENTER 12</p> <p>GOVERNMENT DISPENSARY 13</p> <p>FAMILY PLANNING CLINIC 14</p> <p>MOBILE CLINIC 15</p> <p>COMMUNITY HEALTH WORKER/ FIELDWORKER 16</p> <p>OTHER PUBLIC SECTOR</p> <p>_____ 17</p> <p align="center">(SPECIFY)</p> <p>PRIVATE MEDICAL SECTOR</p> <p>PRIVATE HOSPITAL 21</p> <p>PRIVATE CLINIC 22</p> <p>PHARMACY 23</p> <p>PRIVATE DOCTOR 24</p> <p>MOBILE CLINIC 25</p> <p>COMMUNITY HEALTH WORKER/ FIELDWORKER 26</p> <p>OTHER PRIVATE MEDICAL SECTOR</p> <p>_____ 27</p> <p align="center">(SPECIFY)</p> <p>NGO MEDICAL SECTOR</p> <p>NGO HOSPITAL 31</p> <p>NGO CLINIC 32</p> <p>OTHER NGO MEDICAL SECTOR</p> <p>_____ 36</p> <p align="center">(SPECIFY)</p> <p>FBO MEDICAL SECTOR</p> <p>FBO/MISSION HOSPITAL 41</p> <p>FBO/MISSION CLINIC 42</p> <p>FBO MOBILE CLINIC 43</p> <p>OTHER FBO MEDICAL SECTOR _____ 46</p> <p align="center">(SPECIFY)</p> <p>OTHER SOURCE</p> <p>SHOP 51</p> <p>CHURCH 52</p> <p>FRIEND/RELATIVE 53</p> <p>OTHER _____ 96</p> <p align="center">(SPECIFY)</p> <p>DON'T KNOW 98</p>	
730	<p>What was your relationship to this person with whom you had sexual intercourse?</p> <p>IF BOYFRIEND: Were you living together as if married?</p> <p>IF YES, RECORD '2'. IF NO, RECORD '3'.</p>	<p>HUSBAND 1</p> <p>LIVE-IN PARTNER 2</p> <p>BOYFRIEND NOT LIVING WITH RESPONDENT 3</p> <p>CASUAL ACQUAINTANCE 4</p> <p>CLIENT/SEX WORKER 5</p> <p>OTHER _____ 6</p> <p align="center">(SPECIFY)</p>	

SECTION 7. MARRIAGE AND SEXUAL ACTIVITY

NO.	QUESTIONS AND FILTERS	CODING CATEGORIES	SKIP												
731	Apart from this person, have you had sexual intercourse with any other person in the last 12 months?	YES 1 NO 2	→ 737												
732	The last time you had sexual intercourse with this second person, was a condom used?	YES 1 NO 2													
733	What was your relationship to this second person with whom you had sexual intercourse? IF BOYFRIEND: Were you living together as if married? IF YES, RECORD '2'. IF NO, RECORD '3'.	HUSBAND 1 LIVE-IN PARTNER 2 BOYFRIEND NOT LIVING WITH RESPONDENT 3 CASUAL ACQUAINTANCE 4 CLIENT/SEX WORKER 5 OTHER 6 (SPECIFY)													
734	Apart from these two people, have you had sexual intercourse with any other person in the last 12 months?	YES 1 NO 2	→ 737												
735	The last time you had sexual intercourse with this third person, was a condom used?	YES 1 NO 2													
736	What was your relationship to this third person with whom you had sexual intercourse? IF BOYFRIEND: Were you living together as if married? IF YES, RECORD '2'. IF NO, RECORD '3'.	HUSBAND 1 LIVE-IN PARTNER 2 BOYFRIEND NOT LIVING WITH RESPONDENT 3 CASUAL ACQUAINTANCE 4 CLIENT/SEX WORKER 5 OTHER 6 (SPECIFY)													
737	In total, with how many different people have you had sexual intercourse in your lifetime? IF NON-NUMERIC ANSWER, PROBE TO GET AN ESTIMATE. IF NUMBER OF PARTNERS IS 95 OR MORE, RECORD '95'.	NUMBER OF PARTNERS IN LIFETIME <input type="text"/> <input type="text"/> DON'T KNOW 98													
738	PRESENCE OF OTHERS DURING THIS SECTION.	<table> <tr> <td></td><td>YES</td><td>NO</td></tr> <tr> <td>CHILDREN <10</td><td>1</td><td>2</td></tr> <tr> <td>MALE ADULTS</td><td>1</td><td>2</td></tr> <tr> <td>FEMALE ADULTS</td><td>1</td><td>2</td></tr> </table>		YES	NO	CHILDREN <10	1	2	MALE ADULTS	1	2	FEMALE ADULTS	1	2	
	YES	NO													
CHILDREN <10	1	2													
MALE ADULTS	1	2													
FEMALE ADULTS	1	2													

SECTION 8. FERTILITY PREFERENCES

NO.	QUESTIONS AND FILTERS	CODING CATEGORIES	SKIP
801	CHECK 307: <div style="display: flex; justify-content: space-around; align-items: center;"> <div>NOT ASKED <input type="checkbox"/></div> <div>NEITHER ARE STERILIZED <input type="checkbox"/></div> <div>HE OR SHE STERILIZED <input type="checkbox"/></div> </div>		→ 813
802	CHECK 232: <div style="display: flex; justify-content: space-around; align-items: center;"> <div>PREGNANT <input type="checkbox"/></div> <div>NOT PREGNANT OR UNSURE <input type="checkbox"/></div> </div>		→ 804
803	Now I have some questions about the future. After the child you are expecting now, would you like to have another child, or would you prefer not to have any more children?	HAVE ANOTHER CHILD 1 NO MORE 2 UNDECIDED/DON'T KNOW 8	→ 805 → 812
804	Now I have some questions about the future. Would you like to have (a/another) child, or would you prefer not to have any (more) children?	HAVE (A/ANOTHER) CHILD 1 NO MORE/NONE 2 SAYS SHE CAN'T GET PREGNANT 3 UNDECIDED/DON'T KNOW 8	→ 807 → 813 → 811
805	CHECK 232: <div style="display: flex; justify-content: space-between; align-items: center;"> <div style="width: 45%;"> NOT PREGNANT OR UNSURE <input type="checkbox"/> a) How long would you like to wait from now before the birth of (a/another) child? </div> <div style="width: 45%; border-left: 1px dashed black; padding-left: 10px;"> PREGNANT <input type="checkbox"/> b) After the birth of the child you are expecting now, how long would you like to wait before the birth of another child? </div> </div>	<div style="display: flex; justify-content: space-between;"> <div> MONTHS 1 YEARS 2 SOON/NOW 993 SAYS SHE CAN'T GET PREGNANT 994 AFTER MARRIAGE 995 OTHER 996 (SPECIFY) DON'T KNOW 998 </div> <div style="border: 1px solid black; width: 80px; height: 60px; display: flex; flex-direction: column; align-items: center; justify-content: center;"> <div style="border-bottom: 1px solid black; width: 40px; height: 20px;"></div> <div style="border-bottom: 1px solid black; width: 40px; height: 20px;"></div> </div> </div>	→ 811 → 813 → 811
806	CHECK 232: <div style="display: flex; justify-content: space-around; align-items: center;"> <div>NOT PREGNANT OR UNSURE <input type="checkbox"/></div> <div>PREGNANT <input type="checkbox"/></div> </div>		→ 812
807	CHECK 307: USING A CONTRACEPTIVE <div style="display: flex; justify-content: space-around; align-items: center;"> <div>NOT ASKED <input type="checkbox"/></div> <div>CURRENTLY USING <input type="checkbox"/></div> </div>		→ 813
808	CHECK 805: <div style="display: flex; justify-content: space-around; align-items: center;"> <div>'24' OR MORE MONTHS OR '02' OR MORE YEARS <input type="checkbox"/></div> <div>NOT ASKED <input type="checkbox"/></div> <div>'00-23' MONTHS OR '00-01' YEAR <input type="checkbox"/></div> </div>		→ 812
809	CHECK 723: <div style="display: flex; justify-content: space-around; align-items: center;"> <div>DAYS, WEEKS OR MONTHS AGO <input type="checkbox"/></div> <div>YEARS AGO <input type="checkbox"/></div> <div>NOT ASKED <input type="checkbox"/></div> </div>		→ 811 → 811

SECTION 8. FERTILITY PREFERENCES

NO.	QUESTIONS AND FILTERS	CODING CATEGORIES	SKIP
810	<p>CHECK 804:</p> <div style="display: flex; justify-content: space-between;"> <div style="width: 45%;"> <p>WANTS TO HAVE <input type="checkbox"/> A/ANOTHER CHILD</p> <p>a) You have said that you do not want (a/another) child soon. Can you tell me why you are not using a method to prevent pregnancy?</p> <p>Any other reason?</p> </div> <div style="width: 45%;"> <p>WANTS NO MORE/ <input type="checkbox"/> NONE</p> <p>b) You have said that you do not want any (more) children. Can you tell me why you are not using a method to prevent pregnancy?</p> <p>Any other reason?</p> </div> </div> <p>RECORD ALL REASONS MENTIONED.</p>	<p>NOT MARRIED A</p> <p>FERTILITY-RELATED REASONS</p> <p>NOT HAVING SEX B</p> <p>INFREQUENT SEX C</p> <p>MENOPAUSAL/HYSTERECTOMY D</p> <p>CAN'T GET PREGNANT E</p> <p>NOT MENSTRUATED SINCE LAST BIRTH F</p> <p>BREASTFEEDING G</p> <p>UP TO GOD/FATALISTIC H</p> <p>OPPOSITION TO USE</p> <p>RESPONDENT OPPOSED I</p> <p>HUSBAND/PARTNER OPPOSED J</p> <p>OTHERS OPPOSED K</p> <p>RELIGIOUS PROHIBITION L</p> <p>LACK OF KNOWLEDGE</p> <p>KNOWS NO METHOD M</p> <p>KNOWS NO SOURCE N</p> <p>METHOD-RELATED REASONS</p> <p>INCONVENIENT TO USE O</p> <p>CHANGES IN MENSTRUAL BLEEDING P</p> <p>METHODS COULD CAUSE INFERTILITY Q</p> <p>INTERFERES WITH BODY'S NORMAL PROCESSES R</p> <p>OTHER SIDE EFFECTS S</p> <p>COST/ACCESS/AVAILABILITY</p> <p>LACK OF ACCESS/TOO FAR T</p> <p>COSTS TOO MUCH U</p> <p>PREFERRED METHOD NOT AVAILABLE V</p> <p>NO METHOD AVAILABLE W</p> <p>OTHER X</p> <p align="center">(SPECIFY)</p> <p>DON'T KNOW Z</p>	
811	<p>CHECK 307: USING A CONTRACEPTIVE</p> <div style="display: flex; justify-content: space-around; align-items: center;"> <div style="text-align: center;"> <p>NOT <input type="checkbox"/> ASKED</p> </div> <div style="text-align: center;"> <p>YES, <input type="checkbox"/> CURRENTLY USING</p> </div> </div>		→ 813
812	<p>Do you think you will use a contraceptive method to delay or avoid pregnancy at any time in the future?</p>	<p>YES 1</p> <p>NO 2</p> <p>DON'T KNOW 8</p>	
813	<p>CHECK 224:</p> <div style="display: flex; justify-content: space-between;"> <div style="width: 45%;"> <p>HAS LIVING <input type="checkbox"/> CHILDREN</p> <p>a) If you could go back to the time you did not have any children and could choose exactly the number of children to have in your whole life, how many would that be?</p> </div> <div style="width: 45%;"> <p>NO LIVING <input type="checkbox"/> CHILDREN</p> <p>b) If you could choose exactly the number of children to have in your whole life, how many would that be?</p> </div> </div> <p>PROBE FOR A NUMERIC RESPONSE.</p>	<p>NONE 00</p> <p>NUMBER <input style="width: 40px; border: 1px solid black;" type="text"/> <input style="width: 40px; border: 1px solid black;" type="text"/></p> <p>OTHER 96</p> <p align="center">(SPECIFY)</p>	<p>→ 815</p> <p>→ 815</p>
814	<p>How many of these children would you like to be boys, how many would you like to be girls and for how many would it not matter if it's a boy or a girl?</p>	<div style="display: flex; justify-content: space-around; align-items: center;"> <div style="text-align: center;">BOYS</div> <div style="text-align: center;">GIRLS</div> <div style="text-align: center;">EITHER</div> </div> <p>NUMBER <input style="width: 40px; border: 1px solid black;" type="text"/> <input style="width: 40px; border: 1px solid black;" type="text"/> <input style="width: 40px; border: 1px solid black;" type="text"/> <input style="width: 40px; border: 1px solid black;" type="text"/> <input style="width: 40px; border: 1px solid black;" type="text"/> <input style="width: 40px; border: 1px solid black;" type="text"/></p> <p>OTHER 96</p> <p align="center">(SPECIFY)</p>	

SECTION 8. FERTILITY PREFERENCES

NO.	QUESTIONS AND FILTERS	CODING CATEGORIES	SKIP																																	
815	In the last 12 months have you:	<table border="0"> <tr> <td></td><td align="right">YES</td><td align="right">NO</td></tr> <tr> <td>a) Heard about family planning on the radio?</td><td>a) RADIO</td><td>1 2</td></tr> <tr> <td>b) Seen anything about family planning on the television?</td><td>b) TELEVISION</td><td>1 2</td></tr> <tr> <td>c) Read about family planning in a newspaper or magazine?</td><td>c) NEWSPAPER OR MAGAZINE</td><td>1 2</td></tr> <tr> <td>d) Received a voice or text message about family planning on a mobile phone?</td><td>d) MOBILE PHONE</td><td>1 2</td></tr> <tr> <td>e) Seen anything about family planning on social media such as Facebook, Twitter, Instagram, Tiktok, or WhatsApp?</td><td>e) FACEBOOK/TWITTER/ INSTAGRAM/TIKTOK/WHATSAPP</td><td>1 2</td></tr> <tr> <td>f) Seen anything about family planning on a poster, leaflet or brochure?</td><td>f) POSTER/LEAFLET/BROCHURE</td><td>1 2</td></tr> <tr> <td>g) Seen anything about family planning on an outdoor sign or billboard?</td><td>g) OUTDOOR SIGN/BILLBOARD ...</td><td>1 2</td></tr> <tr> <td>h) Heard anything about family planning at community meetings or events?</td><td>h) COMMUNITY MEETINGS/EVENTS</td><td>1 2</td></tr> <tr> <td>i) Heard anything about family planning from friends/peers?</td><td>h) FRIENDS/PEERS</td><td>1 2</td></tr> <tr> <td>j) Seen anything on family planning on the internet?</td><td>h) INTERNET</td><td>1 2</td></tr> </table>		YES	NO	a) Heard about family planning on the radio?	a) RADIO	1 2	b) Seen anything about family planning on the television?	b) TELEVISION	1 2	c) Read about family planning in a newspaper or magazine?	c) NEWSPAPER OR MAGAZINE	1 2	d) Received a voice or text message about family planning on a mobile phone?	d) MOBILE PHONE	1 2	e) Seen anything about family planning on social media such as Facebook, Twitter, Instagram, Tiktok, or WhatsApp?	e) FACEBOOK/TWITTER/ INSTAGRAM/TIKTOK/WHATSAPP	1 2	f) Seen anything about family planning on a poster, leaflet or brochure?	f) POSTER/LEAFLET/BROCHURE	1 2	g) Seen anything about family planning on an outdoor sign or billboard?	g) OUTDOOR SIGN/BILLBOARD ...	1 2	h) Heard anything about family planning at community meetings or events?	h) COMMUNITY MEETINGS/EVENTS	1 2	i) Heard anything about family planning from friends/peers?	h) FRIENDS/PEERS	1 2	j) Seen anything on family planning on the internet?	h) INTERNET	1 2	
	YES	NO																																		
a) Heard about family planning on the radio?	a) RADIO	1 2																																		
b) Seen anything about family planning on the television?	b) TELEVISION	1 2																																		
c) Read about family planning in a newspaper or magazine?	c) NEWSPAPER OR MAGAZINE	1 2																																		
d) Received a voice or text message about family planning on a mobile phone?	d) MOBILE PHONE	1 2																																		
e) Seen anything about family planning on social media such as Facebook, Twitter, Instagram, Tiktok, or WhatsApp?	e) FACEBOOK/TWITTER/ INSTAGRAM/TIKTOK/WHATSAPP	1 2																																		
f) Seen anything about family planning on a poster, leaflet or brochure?	f) POSTER/LEAFLET/BROCHURE	1 2																																		
g) Seen anything about family planning on an outdoor sign or billboard?	g) OUTDOOR SIGN/BILLBOARD ...	1 2																																		
h) Heard anything about family planning at community meetings or events?	h) COMMUNITY MEETINGS/EVENTS	1 2																																		
i) Heard anything about family planning from friends/peers?	h) FRIENDS/PEERS	1 2																																		
j) Seen anything on family planning on the internet?	h) INTERNET	1 2																																		
817	<p>CHECK 701:</p> <p>YES, <input type="checkbox"/> CURRENTLY MARRIED</p> <p>YES, <input type="checkbox"/> LIVING WITH A MAN</p> <p>NO, <input type="checkbox"/> NOT IN A UNION</p>		→ 901																																	
818	Who usually makes the decision on whether or not you should use contraception, you, your (husband/partner), you and your (husband/partner) jointly, or someone else?	<table border="0"> <tr> <td>RESPONDENT</td><td>1</td></tr> <tr> <td>HUSBAND/PARTNER</td><td>2</td></tr> <tr> <td>RESPONDENT AND HUSBAND/PARTNER JOINTLY</td><td>3</td></tr> <tr> <td>SOMEONE ELSE</td><td>4</td></tr> <tr> <td>OTHER</td><td>6</td></tr> <tr> <td align="center" colspan="2">(SPECIFY)</td></tr> </table>	RESPONDENT	1	HUSBAND/PARTNER	2	RESPONDENT AND HUSBAND/PARTNER JOINTLY	3	SOMEONE ELSE	4	OTHER	6	(SPECIFY)		<p>→ 820</p> <p>→ 820</p>																					
RESPONDENT	1																																			
HUSBAND/PARTNER	2																																			
RESPONDENT AND HUSBAND/PARTNER JOINTLY	3																																			
SOMEONE ELSE	4																																			
OTHER	6																																			
(SPECIFY)																																				
819	When making this decision with your (husband/partner), would you say that your opinion is more important, equally important, or less important than your (husband's/partner's) opinion?	<table border="0"> <tr> <td>MORE IMPORTANT</td><td>1</td></tr> <tr> <td>EQUALLY IMPORTANT</td><td>2</td></tr> <tr> <td>LESS IMPORTANT</td><td>3</td></tr> </table>	MORE IMPORTANT	1	EQUALLY IMPORTANT	2	LESS IMPORTANT	3																												
MORE IMPORTANT	1																																			
EQUALLY IMPORTANT	2																																			
LESS IMPORTANT	3																																			
820	Has your (husband/partner) or any other family member ever tried to pressure you to become pregnant when you did not want to become pregnant?	<table border="0"> <tr> <td>YES</td><td>1</td></tr> <tr> <td>NO</td><td>2</td></tr> </table>	YES	1	NO	2																														
YES	1																																			
NO	2																																			
821	<p>CHECK 307:</p> <p>NOT ASKED <input type="checkbox"/></p> <p>NEITHER ARE <input type="checkbox"/> STERILIZED</p> <p>HE OR SHE ARE <input type="checkbox"/> STERILIZED</p>		→ 901																																	
822	Does your (husband/partner) want the same number of children that you want, or does he want more or fewer than you want?	<table border="0"> <tr> <td>SAME NUMBER</td><td>1</td></tr> <tr> <td>MORE CHILDREN</td><td>2</td></tr> <tr> <td>FEWER CHILDREN</td><td>3</td></tr> <tr> <td>DON'T KNOW</td><td>8</td></tr> </table>	SAME NUMBER	1	MORE CHILDREN	2	FEWER CHILDREN	3	DON'T KNOW	8																										
SAME NUMBER	1																																			
MORE CHILDREN	2																																			
FEWER CHILDREN	3																																			
DON'T KNOW	8																																			

SECTION 9. HUSBAND'S BACKGROUND AND WOMAN'S WORK

NO.	QUESTIONS AND FILTERS	CODING CATEGORIES	SKIP
901	CHECK 701: CURRENTLY MARRIED/ <input type="checkbox"/> LIVING WITH A MAN <input type="checkbox"/>	NOT IN UNION <input type="checkbox"/>	909
902	How old was your (husband/partner) on his last birthday?	AGE IN COMPLETED YEARS <input type="text"/> <input type="text"/>	
903	Did your (husband/partner) ever attend school?	YES 1 NO 2	906
904	What was the highest level of school he attended: primary, secondary/'A' level, college, university, or vocational?	PRIMARY 1 SECONDARY/'A' LEVEL 2 MIDDLE LEVEL COLLEGE (CERTIFICATE/ DIPLOMA) 3 UNIVERSITY 4 VOCATIONAL TRAINING 5 INFORMAL EDUCATION (MADRASA/ ADULT BASIC) 6	
905	What was the highest (standard/grade/form/year) he completed at that level? IF COMPLETED LESS THAN ONE YEAR AT THAT LEVEL, RECORD '00'.	STANDARD/GRADE/FORM/YEAR .. <input type="text"/> <input type="text"/> DON'T KNOW 98	
906	Has your (husband/partner) done any work in the last 7 days?	YES 1 NO 2 DON'T KNOW 8	908
907	Has your (husband/partner) done any work in the last 12 months?	YES 1 NO 2 DON'T KNOW 8	909
908	What is your (husband's/partner's) occupation? That is, what kind of work does he mainly do?	_____ _____ _____ <input type="text"/> <input type="text"/>	
909	Aside from your own housework, have you done any work in the last 7 days?	YES 1 NO 2	913
910	As you know, some women take up jobs for which they are paid in cash or kind. Others sell things, have a small business or work on the family farm or in the family business. In the last 7 days, have you done any of these things or any other work?	YES 1 NO 2	913
911	Although you did not work in the last 7 days, do you have any job or business from which you were absent for leave, illness, vacation, maternity leave, or any other such reason?	YES 1 NO 2	913

SECTION 9. HUSBAND'S BACKGROUND AND WOMAN'S WORK

NO.	QUESTIONS AND FILTERS	CODING CATEGORIES	SKIP
912	Have you done any work in the last 12 months?	YES 1 NO 2	→ 917
913	What is your occupation? That is, what kind of work do you mainly do?	_____ _____ _____	
914	Do you do this work for a member of your family, for someone else, or are you self-employed?	FOR FAMILY MEMBER 1 FOR SOMEONE ELSE 2 SELF-EMPLOYED 3	
915	Do you usually work throughout the year, or do you work seasonally, or only once in a while?	THROUGHOUT THE YEAR 1 SEASONALLY/PART OF THE YEAR 2 ONCE IN A WHILE 3	
916	Are you paid in cash or kind for this work or are you not paid at all?	CASH ONLY 1 CASH AND KIND 2 IN KIND ONLY 3 NOT PAID 4	→ 917
916A	How much did you receive in cash or kind for this work last month?	VALUE (KSH): <div style="border: 1px solid black; width: 100px; height: 20px; margin: 5px 0;"></div> DID NOT WORK IN LAST MONTH 9999995 DON'T KNOW 9999998	
917	CHECK 701: CURRENTLY MARRIED/LIVING WITH A MAN <input type="checkbox"/> NOT IN UNION <input type="checkbox"/>		→ 925
918	CHECK 916: CODE '1' OR '2' CIRCLED <input type="checkbox"/> OTHER <input type="checkbox"/>		→ 921
919	Who usually decides how the money you earn will be used: you, your (husband/partner), or you and your (husband/partner) jointly?	RESPONDENT 1 HUSBAND/PARTNER 2 RESPONDENT AND HUSBAND/PARTNER JOINTLY 3 OTHER _____ 6 (SPECIFY)	
920	Would you say that the money that you earn is more than what your (husband/partner) earns, less than what he earns, or about the same?	MORE THAN HIM 1 LESS THAN HIM 2 ABOUT THE SAME 3 HUSBAND/PARTNER HAS NO EARNINGS 4 DON'T KNOW 8	→ 922
921	Who usually decides how your (husband's/partner's) earnings will be used: you, your (husband/partner), or you and your (husband/partner) jointly?	RESPONDENT 1 HUSBAND/PARTNER 2 RESPONDENT AND HUSBAND/PARTNER JOINTLY 3 HUSBAND/PARTNER HAS NO EARNINGS 4 OTHER _____ 6 (SPECIFY)	

SECTION 9. HUSBAND'S BACKGROUND AND WOMAN'S WORK

NO.	QUESTIONS AND FILTERS	CODING CATEGORIES	SKIP
922	Who usually makes decisions about health care for yourself: you, your (husband/partner), you and your (husband/partner) jointly, or someone else?	RESPONDENT 1 HUSBAND/PARTNER 2 RESPONDENT AND HUSBAND/PARTNER JOINTLY 3 SOMEONE ELSE 4 OTHER 6	
923	Who usually makes decisions about making major household purchases?	RESPONDENT 1 HUSBAND/PARTNER 2 RESPONDENT AND HUSBAND/PARTNER JOINTLY 3 SOMEONE ELSE 4 OTHER 6	
924	Who usually makes decisions about visits to your family or relatives?	RESPONDENT 1 HUSBAND/PARTNER 2 RESPONDENT AND HUSBAND/PARTNER JOINTLY 3 SOMEONE ELSE 4 OTHER 6	
925	Do you own this or any other house either alone or jointly with someone else?	OWN ONE HOUSE ALONE 01 OWN MORE THAN ONE HOUSE ALONE 02 JOINTLY WITH HUSBAND/PARTNER ONLY .. 03 JOINTLY WITH SOMEONE ELSE ONLY 04 JOINTLY WITH HUSBAND/PARTNER AND SOMEONE ELSE 05 BOTH ALONE AND JOINTLY 06 DOES NOT OWN 07	→ 928
926	Do you have a title deed or other government recognized document for any house you own?	YES 1 NO 2 DON'T KNOW 8	→ 928
927	Is your name on this document?	YES 1 NO 2 DON'T KNOW 8	
928	Do you own any agricultural land either alone or jointly with someone else?	ALONE ONLY 01 JOINTLY WITH HUSBAND/PARTNER ONLY .. 02 JOINTLY WITH SOMEONE ELSE ONLY 03 JOINTLY WITH HUSBAND/PARTNER AND SOMEONE ELSE 04 BOTH ALONE AND JOINTLY 05 DOES NOT OWN 06	→ 930A
929	Do you have a title deed or other legally recognized document by the government for the agricultural land you own?	YES 1 NO 2 DON'T KNOW 8	→ 930A
930	Is your name on this document?	YES 1 NO 2 DON'T KNOW 8	
930A	Do you own any non-agricultural land either alone or jointly with someone else?	ALONE ONLY 01 JOINTLY WITH HUSBAND/PARTNER ONLY .. 02 JOINTLY WITH SOMEONE ELSE ONLY 03 JOINTLY WITH HUSBAND/PARTNER AND SOMEONE ELSE 04 BOTH ALONE AND JOINTLY 05 DOES NOT OWN 06	→ 931
930B	Do you have a title deed or other legally recognized document by the government for the non-agricultural land you own?	YES 1 NO 2 DON'T KNOW 8	→ 931
930C	Is your name on this document?	YES 1 NO 2 DON'T KNOW 8	

SECTION 9. HUSBAND'S BACKGROUND AND WOMAN'S WORK

NO.	QUESTIONS AND FILTERS	CODING CATEGORIES			SKIP	
931	PRESENCE OF OTHERS AT THIS POINT (PRESENT AND LISTENING, PRESENT BUT NOT LISTENING, OR NOT PRESENT)		PRES./			
			PRES./	NOT	NOT	
			LISTEN.	LISTEN.	PRES.	
		CHILDREN < 10	1	2	3	
		HUSBAND/PARTNER	1	2	3	
932	In your opinion, is a husband justified in hitting or beating his wife in the following situations:	OTHER MALES	1	2	3	
		OTHER FEMALES	1	2	3	
			YES	NO	DK	
		a) If she goes out without telling him?	a) GOES OUT	1	2	8
		b) If she neglects the children?	b) NEGLECTS CHILDREN	1	2	8
		c) If she argues with him?	c) ARGUES	1	2	8
		d) If she refuses to have sex with him?	d) REFUSES SEX	1	2	8
		e) If she burns the food?	e) BURNS FOOD	1	2	8
		f) If she refuses to cook?	f) REFUSAL TO COOK ..	1	2	8
		g) If she comes home late?	g) COMING HOME LATE ..	1	2	8
		h) If she is unfaithful to him?	h) UNFAITHFUL	1	2	8

SECTION 10. HIV/AIDS & TB

NO.	QUESTIONS AND FILTERS	CODING CATEGORIES	SKIP
1000	Now I would like to talk about HIV and AIDS.		
1001	Have you ever heard of HIV or AIDS?	YES 1 NO 2	→ 1040
1002	CHECK 111: AGE 15-34 YEARS <input type="checkbox"/> ↓ 35 YEARS OR OLDER <input type="checkbox"/>		→ 1008
1003	HIV is the virus that can lead to AIDS. Can people reduce their chance of getting HIV by having just one uninfected sex partner who has no other sex partners?	YES 1 NO 2 DON'T KNOW 8	
1004	Can people get HIV from mosquito bites?	YES 1 NO 2 DON'T KNOW 8	
1005	Can people reduce their chance of getting HIV by using a condom every time they have sex?	YES 1 NO 2 DON'T KNOW 8	
1006	Can people get HIV by sharing food with a person who has HIV?	YES 1 NO 2 DON'T KNOW 8	
1007	Is it possible for a healthy-looking person to have HIV?	YES 1 NO 2 DON'T KNOW 8	
1008	Have you heard of ARVs, that is, antiretroviral medicines that treat HIV?	YES 1 NO 2	
1009	Are there any special medicines that a doctor or a nurse can give to a woman infected with HIV to reduce the risk of transmission to the baby?	YES 1 NO 2 DON'T KNOW 8	
1010	Have you heard of PrEP, a medicine taken daily that can prevent a person from getting HIV?	YES 1 NO 2	→ 1012
1011	Do you approve of people who take a pill every day to prevent getting HIV?	YES 1 NO 2 DON'T KNOW/NOT SURE/DEPENDS 8	
1012	CHECK 220 AND 223: LAST LIVE BIRTH 0-23 MONTHS BEFORE THE SURVEY <input type="checkbox"/> ↓ NO LIVE BIRTHS <input type="checkbox"/> LAST LIVE BIRTH 24 MONTHS OR MORE BEFORE THE SURVEY <input type="checkbox"/>		→ 1024 → 1024
1013	CHECK 412 FOR LAST LIVE BIRTH ("TYPE 1"): HAD ANTENATAL CARE <input type="checkbox"/> ↓ NO ANTENATAL CARE <input type="checkbox"/>		→ 1018
1014	CHECK FOR PRESENCE OF OTHERS. BEFORE CONTINUING, MAKE EVERY EFFORT TO ENSURE PRIVACY.		
1015	Were you tested for HIV as part of your antenatal care while you were pregnant with (NAME)?	YES 1 NO 2	→ 1018

SECTION 10. HIV/AIDS & TB

NO.	QUESTIONS AND FILTERS	CODING CATEGORIES	SKIP
1016	<p>Where was the test done?</p> <p>PROBE TO IDENTIFY THE TYPE OF SOURCE.</p> <p>IF UNABLE TO DETERMINE IF PUBLIC, PRIVATE, OR NGO SECTOR, RECORD '96' AND WRITE THE NAME OF THE PLACE.</p>	<p>PUBLIC SECTOR</p> <p>GOVERNMENT HOSPITAL 11</p> <p>GOVERNMENT HEALTH CENTER 12</p> <p>STAND-ALONE HTC/VCT CENTER 13</p> <p>GOVERNMENT DISPENSARY 14</p> <p>MOBILE HTC SERVICES 15</p> <p>OTHER PUBLIC SECTOR</p> <p>_____ 16</p> <p align="center">(SPECIFY)</p> <p>PRIVATE MEDICAL SECTOR</p> <p>PRIVATE HOSPITAL 21</p> <p>PRIVATE CLINIC 22</p> <p>PRIVATE DOCTOR 23</p> <p>STAND-ALONE HTC/VCT CENTER 24</p> <p>PHARMACY 25</p> <p>MOBILE HTC SERVICES 26</p> <p>OTHER PRIVATE MEDICAL SECTOR</p> <p>_____ 27</p> <p align="center">(SPECIFY)</p> <p>NGO MEDICAL SECTOR</p> <p>NGO HOSPITAL 31</p> <p>NGO CLINIC 32</p> <p>OTHER NGO MEDICAL SECTOR</p> <p>_____ 36</p> <p align="center">(SPECIFY)</p> <p>FBO MEDICAL SECTOR</p> <p>FBO/MISSION HOSPITAL 41</p> <p>FBO/MISSION CLINIC 42</p> <p>OTHER FBO MEDICAL SECTOR</p> <p>_____ 46</p> <p align="center">(SPECIFY)</p> <p>OTHER SOURCE</p> <p>HOME 51</p> <p>WORKPLACE 52</p> <p>CORRECTIONAL FACILITY 53</p> <p>OTHER _____ 96</p> <p align="center">(SPECIFY)</p>	
1017	Did you get the results of the test?	<p>YES 1</p> <p>NO 2</p>	
1018	<p>CHECK 435 FOR LAST LIVE BIRTH ('TYPE 1'):</p> <p align="center">ANY CODE <input type="checkbox"/> '21-56' CIRCLED</p> <p align="center">OTHER <input type="checkbox"/> _____</p>		→ 1021
1019	Between the time you went for delivery but before the baby was born, were you tested for HIV?	<p>YES 1</p> <p>NO 2</p>	→ 1021
1020	Did you get the results of the test?	<p>YES 1</p> <p>NO 2</p>	→ 1022

SECTION 10. HIV/AIDS & TB

NO.	QUESTIONS AND FILTERS	CODING CATEGORIES	SKIP
1021	CHECK 1015: <div style="display: flex; justify-content: space-around; align-items: center;"> YES <input type="checkbox"/> NO OR <input type="checkbox"/> </div> <div style="display: flex; justify-content: space-around; align-items: center;"> NOT ASKED </div>		→ 1024
1022	Have you been tested for HIV since that time you were tested during your pregnancy?	YES 1 NO 2	→ 1025
1023	In what month and year was your most recent HIV test?	MONTH <input type="text"/> <input type="text"/> DON'T KNOW MONTH 98 YEAR <input type="text"/> <input type="text"/> <input type="text"/> <input type="text"/> DON'T KNOW YEAR 9998	→ 1028
1024	Have you ever been tested for HIV?	YES 1 NO 2	→ 1032
1025	In what month and year was your most recent HIV test?	MONTH <input type="text"/> <input type="text"/> DON'T KNOW MONTH 98 YEAR <input type="text"/> <input type="text"/> <input type="text"/> <input type="text"/> DON'T KNOW YEAR 9998	

SECTION 10. HIV/AIDS & TB

NO.	QUESTIONS AND FILTERS	CODING CATEGORIES	SKIP
1026	<p>Where was the test done?</p> <p>PROBE TO IDENTIFY THE TYPE OF SOURCE.</p> <p>IF UNABLE TO DETERMINE IF PUBLIC, PRIVATE, OR NGO SECTOR, RECORD '96' AND WRITE THE NAME OF THE PLACE.</p>	<p>PUBLIC SECTOR</p> <p>GOVERNMENT HOSPITAL 11</p> <p>GOVERNMENT HEALTH CENTER 12</p> <p>STAND-ALONE HTC/VCT CENTER 13</p> <p>GOVERNMENT DISPENSARY 14</p> <p>MOBILE HTC SERVICES 15</p> <p>OTHER PUBLIC SECTOR</p> <p>_____ 16</p> <p align="center">(SPECIFY)</p> <p>PRIVATE MEDICAL SECTOR</p> <p>PRIVATE HOSPITAL 21</p> <p>PRIVATE CLINIC 22</p> <p>PRIVATE DOCTOR 23</p> <p>STAND-ALONE HTC/VCT CENTER 24</p> <p>PHARMACY 25</p> <p>MOBILE HTC SERVICES 26</p> <p>OTHER PRIVATE MEDICAL SECTOR</p> <p>_____ 27</p> <p align="center">(SPECIFY)</p> <p>NGO MEDICAL SECTOR</p> <p>NGO HOSPITAL 31</p> <p>NGO CLINIC 32</p> <p>NGO STAND-ALONE HTC/VCT CENTER .. 33</p> <p>OTHER NGO MEDICAL SECTOR</p> <p>_____ 36</p> <p align="center">(SPECIFY)</p> <p>FBO MEDICAL SECTOR</p> <p>FBO/MISSION HOSPITAL 41</p> <p>FBO/MISSION CLINIC 42</p> <p>FBO STAND-ALONE HTC/VCT CENTER .. 43</p> <p>OTHER FBO MEDICAL</p> <p>SECTOR _____ 46</p> <p align="center">(SPECIFY)</p> <p>OTHER SOURCE</p> <p>HOME 51</p> <p>WORKPLACE 52</p> <p>CORRECTIONAL FACILITY 53</p> <p>OTHER _____ 96</p> <p align="center">(SPECIFY)</p>	
1027	Did you get the results of the test?	<p>YES 1</p> <p>NO 2</p>	→ 1031
1028	What was the result of the test?	<p>POSITIVE 1</p> <p>NEGATIVE 2</p> <p>INDETERMINATE 3</p> <p>DECLINED TO ANSWER 4</p> <p>DID NOT RECEIVE TEST RESULT 5</p>	→ 1031
1029	In what month and year did you receive your first HIV-positive test result?	<p>MONTH <input type="text"/> <input type="text"/></p> <p>DON'T KNOW MONTH 98</p> <p>YEAR <input type="text"/> <input type="text"/> <input type="text"/> <input type="text"/></p> <p>DON'T KNOW YEAR 9998</p> <p>SAME DATE AS LAST HIV TEST 95</p>	

SECTION 10. HIV/AIDS & TB

NO.	QUESTIONS AND FILTERS	CODING CATEGORIES	SKIP																		
1030	Are you currently taking ARVs, that is antiretroviral medicines? By currently, I mean that you may have missed some doses but you are still taking ARVs.	YES 1 NO 2 DON'T KNOW 8																			
1031	How many times have you been tested for HIV in your lifetime? IF NON-NUMERIC ANSWER, PROBE TO GET AN ESTIMATE, IF NUMBER OF TESTS IS 95 OR MORE, RECORD '95'.	NUMBER OF HIV TESTS <input type="text"/> <input type="text"/>																			
1032	Have you heard of test kits people can use to test themselves for HIV?	YES 1 NO 2	→ 1034																		
1033	Have you ever tested yourself for HIV using a self-test kit?	YES 1 NO 2																			
1034	Would you buy fresh vegetables from a shopkeeper or vendor if you knew that this person had HIV?	YES 1 NO 2 DON'T KNOW/NOT SURE/DEPENDS 8																			
1035	Do you think children living with HIV should be allowed to attend school with children who do not have HIV?	YES 1 NO 2 DON'T KNOW/NOT SURE/DEPENDS 8																			
1036	CHECK 1028: CODE '1' <input type="checkbox"/> CIRCLED ↓	OTHER <input type="checkbox"/> → 1040																			
1037	Now I would like to ask you a few questions about your experiences living with HIV. Have you disclosed your HIV status to anyone other than me?	YES 1 NO 2																			
1038	Do you agree or disagree with the following statement: I have felt ashamed because of my HIV status.	AGREE 1 DISAGREE 2																			
1039	Please tell me if the following things have happened to you, or if you think they have happened to you, because of your HIV status in the last 12 months: a) People have talked badly about you because of your HIV status. b) Someone else disclosed your HIV status without your permission. c) You have been verbally insulted, harassed, or threatened because of your HIV status. d) Healthcare workers talked badly about you because of your HIV status. e) Healthcare workers yelled at you, scolded you, called you names, or verbally abused you in another way because of your HIV status.	<table border="0"> <thead> <tr> <th></th><th>YES</th><th>NO</th></tr> </thead> <tbody> <tr> <td>a) PEOPLE TALK BADLY</td><td>1</td><td>2</td></tr> <tr> <td>b) DISCLOSED STATUS</td><td>1</td><td>2</td></tr> <tr> <td>c) VERBALLY INSULTED</td><td>1</td><td>2</td></tr> <tr> <td>d) HEALTHCARE WORKERS TALKED BADLY</td><td>1</td><td>2</td></tr> <tr> <td>e) HEALTHCARE WORKERS VERBALLY ABUSED</td><td>1</td><td>2</td></tr> </tbody> </table>		YES	NO	a) PEOPLE TALK BADLY	1	2	b) DISCLOSED STATUS	1	2	c) VERBALLY INSULTED	1	2	d) HEALTHCARE WORKERS TALKED BADLY	1	2	e) HEALTHCARE WORKERS VERBALLY ABUSED	1	2	
	YES	NO																			
a) PEOPLE TALK BADLY	1	2																			
b) DISCLOSED STATUS	1	2																			
c) VERBALLY INSULTED	1	2																			
d) HEALTHCARE WORKERS TALKED BADLY	1	2																			
e) HEALTHCARE WORKERS VERBALLY ABUSED	1	2																			

SECTION 10. HIV/AIDS & TB

NO.	QUESTIONS AND FILTERS	CODING CATEGORIES	SKIP
1040	<p>CHECK 1001:</p> <div style="display: flex; justify-content: space-between;"> <div style="width: 45%;"> <p>HEARD ABOUT <input type="checkbox"/> HIV OR AIDS</p> <p>a) Apart from HIV, have you heard about other infections that can be transmitted through sexual contact?</p> </div> <div style="width: 45%;"> <p>NOT HEARD ABOUT <input type="checkbox"/> HIV OR AIDS</p> <p>b) Have you heard about infections that can be transmitted through sexual contact?</p> </div> </div>	<p>YES 1</p> <p>NO 2</p>	
1041	<p>CHECK 722:</p> <div style="display: flex; justify-content: space-around;"> <p>HAS HAD SEXUAL <input type="checkbox"/> INTERCOURSE</p> <p>NEVER HAD SEXUAL <input type="checkbox"/> INTERCOURSE</p> </div>		→ 1046
1042	<p>CHECK 1040: HEARD ABOUT OTHER SEXUALLY TRANSMITTED INFECTIONS?</p> <p>YES <input type="checkbox"/> NO <input type="checkbox"/></p>		→ 1044
1043	<p>Now I would like to ask you some questions about your health in the last 12 months. During the last 12 months, have you had a disease which you got through sexual contact?</p>	<p>YES 1</p> <p>NO 2</p> <p>DON'T KNOW 8</p>	
1044	<p>Sometimes women experience a bad-smelling abnormal genital discharge. During the last 12 months, have you had a bad-smelling abnormal genital discharge?</p>	<p>YES 1</p> <p>NO 2</p> <p>DON'T KNOW 8</p>	
1045	<p>Sometimes women have a genital sore or ulcer. During the last 12 months, have you had a genital sore or ulcer?</p>	<p>YES 1</p> <p>NO 2</p> <p>DON'T KNOW 8</p>	
1046	<p>If a wife knows her husband has a disease that she can get during sexual intercourse, is she justified in asking that they use a condom when they have sex?</p>	<p>YES 1</p> <p>NO 2</p> <p>DON'T KNOW 8</p>	
1047	<p>Is a wife justified in refusing to have sex with her husband when she knows he has sex with other women?</p>	<p>YES 1</p> <p>NO 2</p> <p>DON'T KNOW 8</p>	
1048	<p>CHECK 701:</p> <div style="display: flex; justify-content: space-around;"> <p>CURRENTLY MARRIED/ LIVING WITH A MAN <input type="checkbox"/></p> <p>NOT IN UNION <input type="checkbox"/></p> </div>		→ 1050A
1049	<p>Can you say no to your (husband/partner) if you do not want to have sexual intercourse?</p>	<p>YES 1</p> <p>NO 2</p> <p>DEPENDS/NOT SURE 8</p>	
1050	<p>Could you ask your (husband/partner) to use a condom if you wanted him to?</p>	<p>YES 1</p> <p>NO 2</p> <p>DEPENDS/NOT SURE 8</p>	

SECTION 10. HIV/AIDS & TB

NO.	QUESTIONS AND FILTERS	CODING CATEGORIES	SKIP						
1050A	Have you ever heard about an illness called tuberculosis or TB?	YES 1 NO 2	→ 1101						
1050B	Do all people with TB have HIV?	YES 1 NO 2 DON'T KNOW 8							
1050C	In the last 12 months, have you been diagnosed with TB?	YES 1 NO 2 DON'T KNOW 8	→ 1101						
1050D	How long did it take you to be diagnosed with TB after visiting a facility?	DAYS 1 <table border="1" style="display: inline-table; vertical-align: middle;"><tr><td> </td><td> </td></tr><tr><td> </td><td> </td></tr><tr><td> </td><td> </td></tr></table> WEEKS 2 MONTHS 3 DON'T KNOW 998							
1050E	After you were diagnosed with TB, were other members of your household screened for TB?	YES 1 NO 2 LIVES ALONE/NO OTHER HOUSEHOLD MEMBERS 3 DON'T KNOW 8							
1050F	After you were diagnosed with TB, were any children under age 5 years in your household initiated on treatment to prevent them from developing TB?	YES 1 NO 2 NO CHILDREN UNDER 5 IN HOUSEHOLD 3 DON'T KNOW 8							

SECTION 11. OTHER HEALTH ISSUES

NO.	QUESTIONS AND FILTERS	CODING CATEGORIES	SKIP			
1101	How long does it take in minutes to go from your home to the nearest healthcare facility, which could be a hospital, a medical clinic, a health center, a dispensary, or a medical doctor?	MINUTES <table border="1" style="display: inline-table; vertical-align: middle;"><tr><td style="width: 20px; height: 20px;"></td><td style="width: 20px; height: 20px;"></td><td style="width: 20px; height: 20px;"></td></tr></table>				
1102	How do you travel to this healthcare facility from your home? IF MORE THAN ONE WAY OF TRAVEL IS MENTIONED, CIRCLE THE ONE HIGHEST ON THE LIST.	MOTORIZED CAR/TRUCK 01 PUBLIC BUS 02 MOTORCYCLE/SCOOTER/TUK TUK 03 BOAT WITH MOTOR 04 NOT MOTORIZED ANIMAL-DRAWN CART 05 BICYCLE 06 BOAT WITHOUT MOTOR 07 WALKING 08 OTHER 96 (SPECIFY)				
1102A	In the last 3 months, have you been visited by a community health worker?	YES 1 NO 2	→ 1102C			
1102B	During the visit, what services or health talks did the community health worker provide? Anything else? RECORD ALL MENTIONED.	WATER/SANITATION/HANDWASHING A ANTENATAL/POSTNATAL CARE B FAMILY PLANNING C CHILD IMMUNIZATION D CHILD ILLNESS E CHILD GROWTH/NUTRITION F NONCOMMUNICABLE DISEASES (HYPERTENSION/DIABETES) G SOCIAL/CHILD PROTECTION PROGRAM H SPECIAL DEVICES/DISABILITY I FOLLOW UP ON DEFAULT MEDICAL ISSUE J OTHER X (SPECIFY)				
1102C	Are you aware you can examine your breast for lumps and breast cancer?	YES 1 NO 2				
1103	Has a doctor or other healthcare provider examined your breasts to check for breast cancer?	YES 1 NO 2 DON'T KNOW 8				
1103A	Have you ever been told by a doctor or other healthcare worker that you have breast cancer?	YES 1 NO 2	→ 1104			
1103B	Are you receiving any treatment for breast cancer?	YES 1 NO 2				
1104	Now I'm going to ask you about tests a healthcare worker can do to check for cervical cancer, which is cancer in the cervix. The cervix connects the womb to the vagina. To be checked for cervical cancer, a woman is asked to lie on her back with her legs apart. Then the healthcare worker will use a brush or swab to collect a sample from the cervix through the vagina. The sample is sent to a laboratory for testing. This test is called a Pap smear or HPV test. Another method is called a VIA or Visual Inspection with Acetic Acid. In this test, the healthcare worker puts vinegar on the cervix to see if there is a reaction.					
1105	Has a doctor or other healthcare worker ever tested you for cervical cancer?	YES 1 NO 2 DON'T KNOW 8				
1105A	Have you ever been told by a doctor or other healthcare worker that you have cervical cancer?	YES 1 NO 2	→ 1106			

SECTION 11. OTHER HEALTH ISSUES

NO.	QUESTIONS AND FILTERS	CODING CATEGORIES	SKIP															
1105B	Are you receiving any treatment for cervical cancer?	YES 1 NO 2																
1106	Now I would like to ask you some questions on smoking and tobacco use. Do you currently smoke cigarettes every day, some days, or not at all?	EVERY DAY 1 SOME DAYS 2 NOT AT ALL 3	→ 1108															
1107	On average, how many cigarettes do you currently smoke each day?	NUMBER OF CIGARETTES <input type="text"/> <input type="text"/>																
1108	Do you currently smoke or use any other type of tobacco every day, some days, or not at all?	EVERY DAY 1 SOME DAYS 2 NOT AT ALL 3	→ 1110															
1109	What other type of tobacco do you currently smoke or use? RECORD ALL MENTIONED.	ROLLED UNFILTERED CIGARETTES A PIPES FULL OF TOBACCO B CIGARS, CHEROOTS, OR CIGARILLOS C WATER PIPE/SHISHA D SNUFF BY MOUTH E SNUFF BY NOSE F CHEWING TOBACCO G BETEL QUID WITH TOBACCO/KUBER H OTHER X (SPECIFY)																
1110	Now I would like to ask you some questions about drinking alcohol. Have you ever consumed any alcohol, such as beer, wine, spirits, changáa, busaa, muratina, mnazi, or Keg?	YES 1 NO 2	→ 1113															
1111	We count one drink of alcohol as one can or bottle of beer, one glass of wine, one shot of spirits, or one cup of changáa, busaa, muratina, mnazi, or Keg. During the last one month, on how many days did you have at least one drink of alcohol? IF NON-NUMERIC ANSWER, PROBE TO GET AN ESTIMATE. IF RESPONDENT ANSWERS 'EVERY DAY' OR 'ALMOST EVERY DAY,' CODE '95'.	DID NOT HAVE EVEN ONE DRINK 00 NUMBER OF DAYS <input type="text"/> <input type="text"/> EVERY DAY/ALMOST EVERY DAY 95	→ 1113															
1112	In the last one month, on the days that you drank alcohol, how many drinks did you usually have per day?	NUMBER OF DRINKS <input type="text"/> <input type="text"/>																
1113	Many different factors can prevent women from getting medical advice or treatment for themselves. When you are sick and want to get medical advice or treatment, is each of the following a big problem or not a big problem: a) Getting permission to go to the doctor? b) Getting money needed for advice or treatment? c) The distance to the health facility? d) Not wanting to go alone?	<table border="0"> <thead> <tr> <th></th><th>BIG PROBLEM</th><th>NOT A BIG PROBLEM</th></tr> </thead> <tbody> <tr> <td>a) PERMISSION TO GO</td><td>1</td><td>2</td></tr> <tr> <td>b) GETTING MONEY</td><td>1</td><td>2</td></tr> <tr> <td>c) DISTANCE</td><td>1</td><td>2</td></tr> <tr> <td>d) GO ALONE</td><td>1</td><td>2</td></tr> </tbody> </table>		BIG PROBLEM	NOT A BIG PROBLEM	a) PERMISSION TO GO	1	2	b) GETTING MONEY	1	2	c) DISTANCE	1	2	d) GO ALONE	1	2	
	BIG PROBLEM	NOT A BIG PROBLEM																
a) PERMISSION TO GO	1	2																
b) GETTING MONEY	1	2																
c) DISTANCE	1	2																
d) GO ALONE	1	2																
1115A	In a typical week, how many days do you do moderate to vigorous intensity activity? USE SHOW CARD TO EXPLAIN MODERATE AND VIGOROUS INTENSITY ACTIVITIES	NUMBER OF DAYS <input type="text"/> NONE 0	→ 1115C															
1115B	In a typical week, how many minutes do you do moderate to vigorous intensity activity? USE SHOW CARD TO EXPLAIN MODERATE AND VIGOROUS INTENSITY ACTIVITIES	MINUTES <input type="text"/> <input type="text"/> <input type="text"/> <input type="text"/>																
1115C	In a typical day, how many hours do you spend seated?	HOURS <input type="text"/> <input type="text"/>																

SECTION 12. CHRONIC DISEASE

NO.	QUESTIONS AND FILTERS	CODING CATEGORIES	SKIP
CD02	Have you ever been told by a doctor or other healthcare worker that you have high blood pressure or hypertension?	YES 1 NO 2	→ CD07
CD05	Are you taking medication to control your blood pressure?	YES 1 NO 2	
CD07	Have you ever been told by a doctor or other healthcare worker that you have high blood sugar or diabetes?	YES 1 NO 2	→ CD11
CD10	Are you taking medication to control your high blood sugar or diabetes?	YES 1 NO 2	
CD11	Have you ever been told by a doctor or other healthcare worker that you have heart disease or a chronic heart condition?	YES 1 NO 2	→ CD13
CD12	Are you receiving any treatment for your heart disease or chronic heart condition?	YES 1 NO 2	
CD13	Have you ever been told by a doctor or other healthcare worker that you have lung disease or a chronic lung condition?	YES 1 NO 2	→ CD17
CD14	Are you receiving any treatment for your lung disease or chronic lung condition?	YES 1 NO 2	
CD17	Have you ever been told by a doctor or other healthcare worker that you have: a) Depression? b) Anxiety?	<div style="text-align: right; margin-bottom: 5px;">YES NO</div> a) DEPRESSION 1 2 b) ANXIETY 1 2	
CD18	CHECK CD17 (a-b): <div style="display: flex; justify-content: space-around; align-items: center;"> <div> AT LEAST ONE 'YES' <input type="checkbox"/> </div> <div> NOT A SINGLE 'YES' <input type="checkbox"/> </div> </div>		→ CD20
CD19	Are you receiving any treatment for depression or anxiety?	YES 1 NO 2	
CD20	Have you ever been told by a doctor or other healthcare worker that you have arthritis?	YES 1 NO 2	→ GC1
CD21	Are you receiving any treatment for arthritis?	YES 1 NO 2	

SECTION 13. FEMALE GENITAL MUTILATION/CUTTING

NO.	QUESTIONS AND FILTERS	CODING CATEGORIES	SKIP
GC1	Now I would like to ask some questions about a practice known as female circumcision. Have you ever heard of female circumcision?	YES 1 NO 2	→ GC3
GC2	In some countries, there is a practice in which a girl may have part of her genitals cut. Have you ever heard about this practice?	YES 1 NO 2	→ DV00
GC3	Have you yourself ever been circumcised?	YES 1 NO 2	→ GC9
GC4	Now I would like to ask you what was done to you at that time. Was any flesh removed from the genital area?	YES 1 NO 2 DON'T KNOW 8	→ GC6
GC5	Was the genital area just nicked without removing any flesh?	YES 1 NO 2 DON'T KNOW 8	
GC6	Was your genital area sewn?	YES 1 NO 2 DON'T KNOW 8	
GC7	How old were you when you were circumcised? IF THE RESPONDENT DOES NOT KNOW THE EXACT AGE, PROBE TO GET AN ESTIMATE.	AGE IN COMPLETED YEARS <input type="text"/> <input type="text"/> AS A BABY/DURING INFANCY 95 DON'T KNOW 98	
GC8	Who performed the circumcision?	TRADITIONAL TRADITIONAL CIRCUMCISER 11 TRADITIONAL BIRTH ATTENDANT 12 OTHER TRADITIONAL PROVIDER 16 (SPECIFY) HEALTH PROFESSIONAL DOCTOR 21 NURSE/MIDWIFE/CLINICAL OFFICER 22 OTHER HEALTH PROFESSIONAL 26 (SPECIFY) DON'T KNOW 98	
GC8A	Where were you circumcised?	AT HOME 1 AT RELATIVES HOME 2 AT HOSPITAL/CLINIC/HEALTH FACILITY 3 FOREST/RIVER BANK/CAVE 4 OTHER 6 (SPECIFY)	

NO.	QUESTIONS AND FILTERS	CODING CATEGORIES	SKIP
GC8B	<p>In which county were you circumcised?</p> <p>IF OUTSIDE KENYA, PROBE: In what country was the circumcision done?</p> <p>REFER TO COUNTY CODE LIST IN INTERVIEWER'S MANUAL</p>	<p>COUNTY CODE <input type="text"/> <input type="text"/></p> <p>BURUNDI 48</p> <p>ERITREA 49</p> <p>ETHIOPIA 50</p> <p>RWANDA 51</p> <p>SOMALIA 52</p> <p>SOUTH SUDAN 53</p> <p>TANZANIA 54</p> <p>UGANDA 55</p> <p>OTHER COUNTRY _____ 96</p> <p>(SPECIFY)</p> <p>DON'T KNOW 98</p>	
GC8C	<p>What effects did you experience as a result of undergoing circumcision?</p> <p>Anything else?</p>	<p>HEAVY BLEEDING A</p> <p>SEVERE PAIN B</p> <p>INFECTION C</p> <p>URINE RETENTION D</p> <p>ANAEMIA E</p> <p>FEVER F</p> <p>COMPLICATIONS WITH MENSTRUAL PERIODS G</p> <p>COMPLICATIONS DURING SEXUAL INTERCOURSE H</p> <p>COMPLICATIONS DURING CHILDBIRTH I</p> <p>FISTULA J</p> <p>STIGMA K</p> <p>DEPRESSION/STRESS/MENTAL HEALTH L</p> <p>OTHER _____ X</p> <p>(SPECIFY)</p> <p>NONE Y</p> <p>DON'T KNOW Z</p>	<p>→ GC9</p>
GC8D	Did you seek help for these effects?	<p>YES 1</p> <p>NO 2</p>	→ GC9
GC8E	From whom or where did you seek help?	<p>DOCTOR/MEDICAL PERSONNEL A</p> <p>TRADITIONAL CIRCUMCISER B</p> <p>TRADITIONAL HEALER/HERBALIS C</p> <p>FAMILY MEMBER(S) D</p> <p>CURRENT/FORMER HUSBAND/PARTNE E</p> <p>FRIEND F</p> <p>NEIGHBOR G</p> <p>RELIGIOUS LEADER H</p> <p>CHIEF, OTHER NGAOs I</p> <p>POLICE J</p> <p>LAWYER K</p> <p>SOCIAL SERVICE ORGANIZATION L</p> <p>THROUGH HELPLINES M</p> <p>SAFE SPACES/RESCUE CENTERS N</p> <p>OTHER _____ X</p> <p>(SPECIFY)</p>	
GC9	<p>CHECK 219, 220, AND 224 IN THE PREGNANCY HISTORY:</p> <p>HAS ONE OR MORE LIVING DAUGHTERS BORN IN 2007 OR LATER <input type="checkbox"/></p> <p>HAS NO LIVING DAUGHTERS BORN IN 2007 OR LATER <input type="checkbox"/></p>		→ GC17

SECTION 13. FEMALE GENITAL MUTILATION/CUTTING

NO.	QUESTIONS AND FILTERS	CODING CATEGORIES	SKIP
GC10	Now I would like to ask you some questions about your (daughter/daughters).		
GC11	RECORD THE NAME AND PREGNANCY HISTORY NUMBER FROM 215 AND 218 OF EACH LIVING DAUGHTER BORN IN 2007 OR LATER, STARTING WITH THE YOUNGEST. NAME _____ PREGNANCY HISTORY NUMBER <input type="text"/> <input type="text"/>		
GC12	Is (NAME OF DAUGHTER) circumcised?	YES 1 NO 2	→ GC16
GC13	How old was (NAME OF DAUGHTER) when she was circumcised? IF THE RESPONDENT DOES NOT KNOW THE AGE, PROBE TO GET AN ESTIMATE.	AGE IN COMPLETED YEARS <input type="text"/> <input type="text"/> DON'T KNOW 98	
GC13A	Now, lets talk about how the circumcision was performed. Was any flesh removed from (NAME OF DAUGHTER)'s genital area?	YES 1 NO 2 DON'T KNOW 8	→ GC14
GC13B	Was the genital area just nicked without removing any flesh?	YES 1 NO 2 DON'T KNOW 8	
GC14	Was her genital area sewn?	YES 1 NO 2 DON'T KNOW 8	
GC15	Who performed the circumcision?	TRADITIONAL TRADITIONAL CIRCUMCISER 11 TRADITIONAL BIRTH ATTENDANT 12 OTHER TRADITIONAL PROVIDER 16 (SPECIFY) HEALTH PROFESSIONAL DOCTOR 21 NURSE/MIDWIFE/CLINICAL OFFICER .. 22 OTHER HEALTH PROFESSIONAL 26 (SPECIFY) DON'T KNOW 98	
GC16	CHECK 219, 220, AND 224 IN THE PREGNANCY HISTORY: ANY MORE DAUGHTERS BORN IN 2007 OR LATER? YES <input type="checkbox"/> NO <input type="checkbox"/> (GO TO GC11 FOR THE NEXT YOUNGEST DAUGHTER) ←		→ GC17

SECTION 13. FEMALE GENITAL MUTILATION/CUTTING

NO.	QUESTIONS AND FILTERS	CODING CATEGORIES			SKIP
GC17	Do you believe that female circumcision is required by your:	YES NO DK			
	a) Culture?	a) CULTURE	1	2	8
	b) Society?	b) SOCIETY	1	2	8
	c) Religion?	c) RELIGION	1	2	8
GC18	Do you think that female circumcision should be continued, or should it be stopped?	CONTINUED			1
		STOPPED			2
		DEPENDS			3
		DON'T KNOW			8

SECTION 14. DOMESTIC VIOLENCE MODULE

NO.	QUESTIONS AND FILTERS	CODING CATEGORIES	SKIP
DV00	CHECK COVER PAGE: WOMAN SELECTED FOR DV MODULE? WOMAN SELECTED FOR THIS SECTION <input type="checkbox"/> WOMAN NOT SELECTED <input type="checkbox"/>		1500
DV01	CHECK FOR PRESENCE OF OTHERS: DO NOT CONTINUE UNTIL PRIVACY IS ENSURED. PRIVACY OBTAINED 1 PRIVACY NOT POSSIBLE 2		DV37
DV02	READ TO THE RESPONDENT: Now I would like to ask you questions about some other important aspects of a woman's life. You may find some of these questions very personal. However, your answers are crucial for helping to understand the condition of women in Kenya. Let me assure you that your answers are completely confidential and will not be told to anyone and no one else in your household will know that you were asked these questions. If I ask you any question you don't want to answer, just let me know and I will go on to the next question.		
DV03	CHECK 701 AND 702: NEVER MARRIED/ NEVER LIVED WITH A MAN <input type="checkbox"/> CURRENTLY MARRIED/ LIVING WITH A MAN <input type="checkbox"/> FORMERLY MARRIED/ LIVED WITH A MAN <input type="checkbox"/> (READ IN PAST TENSE AND USE 'LAST' WITH 'HUSBAND/ MALE PARTNER')		DV06 DV06
DV04	You have said that you are not married and are not living with a man as if married. Are you currently in an intimate relationship with a man even though you are not living with him?	YES 1 NO 2	DV06
DV05	Have you ever been in an intimate relationship with a man even though you did not ever live with him?	YES 1 NO 2	DV19
DV06	Now, I am going to ask you about some situations that can happen between some women and their (husband/male partner). A. Please tell me if these descriptions apply to your relationship with your (last) (husband/male partner). a) He (is/was) jealous or angry if you (talk/talked) to other men. b) He wrongly (accuses/accused) you of being unfaithful. c) He (does/did) not permit you to meet your female friends. d) He (tries/tried) to limit your contact with your family. e) He (insists/insisted) on knowing where you (are/were) at all times.	B. How often did this happen during the last 12 months: often, only sometimes, or not at all? EVER OFTEN SOME-TIMES NOT IN LAST 12 MONTHS YES 1 NO 2 YES 1 NO 2 YES 1 NO 2 YES 1 NO 2 YES 1 NO 2	

SECTION 14. DOMESTIC VIOLENCE MODULE

NO.	QUESTIONS AND FILTERS	CODING CATEGORIES				SKIP
DV07	<p>Now I need to ask some more questions about your relationship with your (last) (husband/male partner).</p> <p>A. Did your (last) (husband/male partner) ever:</p>	<p>B. How often did this happen during the last 12 months: often, only sometimes, or not at all?</p>				
		EVER	OFTEN	SOME-TIMES	NOT IN LAST 12 MONTHS	
	a) say or do something to humiliate you in front of others?	YES 1 NO 2	→ 1	2	3	
	b) threaten to hurt or harm you or someone you care about?	YES 1 NO 2	→ 1	2	3	
	c) insult you or make you feel bad about yourself?	YES 1 NO 2	→ 1	2	3	
	d) restrict or exploit or sabotage your ability to acquire or access or maintain economic resources?	YES 1 NO 2	→ 1	2	3	
DV08	<p>A. Did your (last) (husband/male partner) ever do any of the following things to you:</p>	<p>B. How often did this happen during the last 12 months: often, only sometimes, or not at all?</p>				
		EVER	OFTEN	SOME-TIMES	NOT IN LAST 12 MONTHS	
	a) push you, shake you, or throw something at you?	YES 1 NO 2	→ 1	2	3	
	b) slap you?	YES 1 NO 2	→ 1	2	3	
	c) twist your arm or pull your hair?	YES 1 NO 2	→ 1	2	3	
	d) punch you with his fist or with something that could hurt you?	YES 1 NO 2	→ 1	2	3	
	e) kick you, drag you, or beat you up?	YES 1 NO 2	→ 1	2	3	
	f) try to choke you or burn you on purpose?	YES 1 NO 2	→ 1	2	3	
	g) attack you with a knife, gun, or other weapon?	YES 1 NO 2	→ 1	2	3	
	h) physically force you to have sexual intercourse with him when you did not want to?	YES 1 NO 2	→ 1	2	3	
	i) physically force you to perform any other sexual acts you did not want to?	YES 1 NO 2	→ 1	2	3	
	j) force you with threats or in any other way to perform sexual acts you did not want to?	YES 1 NO 2	→ 1	2	3	

SECTION 14. DOMESTIC VIOLENCE MODULE

NO.	QUESTIONS AND FILTERS	CODING CATEGORIES	SKIP
DV09	CHECK DV08A (a-j): <div style="display: flex; justify-content: space-around;"> <div>AT LEAST ONE 'YES' <input type="checkbox"/></div> <div>NOT A SINGLE 'YES' <input type="checkbox"/></div> </div>		→ DV11
DV10	Did the following ever happen as a result of what your (last) (husband/male partner) did to you: a) You had cuts, bruises, or aches? b) You had eye injuries, sprains, dislocations, or burns? c) You had deep wounds, broken bones, broken teeth, or any other serious injury? d) You felt humiliated, stressed, isolated, lonely, anxious or any other form of emotional harm?	YES 1 NO 2 YES 1 NO 2 YES 1 NO 2 YES 1 NO 2	
DV11	Have you ever hit, slapped, kicked, or done anything else to physically hurt your (last) (husband/male partner) at times when he was not already beating or physically hurting you?	YES 1 NO 2	→ DV13
DV12	In the last 12 months, how often have you done this to your (last) (husband/male partner): often, only sometimes, or not at all?	OFTEN 1 SOMETIMES 2 NOT AT ALL 3	
DV13	Does (did) your (last) (husband/male partner) drink alcohol?	YES 1 NO 2	→ DV15
DV14	How frequently does (did) he get drunk: often, only sometimes, or never?	OFTEN 1 SOMETIMES 2 NEVER 3	
DV15	Are (Were) you afraid of your (last) (husband/male partner): most of the time, sometimes, or never?	MOST OF THE TIME AFRAID 1 SOMETIMES AFRAID 2 NEVER AFRAID 3	

SECTION 14. DOMESTIC VIOLENCE MODULE

NO.	QUESTIONS AND FILTERS	CODING CATEGORIES	SKIP																																								
DV16	<p>A. So far we have been talking about the behavior of your (current/last) (husband/male partner). Now I want to ask you about the behavior of any previous husband or any other current or previous male partner that you may have ever had.</p>	<p>B. How long ago did this last happen?</p> <table border="1"> <thead> <tr> <th>EVER</th><th>0 - 11 MONTHS AGO</th><th>12+ MONTHS AGO</th><th>DON'T REMEMBER</th></tr> </thead> <tbody> <tr> <td colspan="4">HAS NEVER HAD ANOTHER HUSBAND/ MALE PARTNER 6</td></tr> <tr> <td>YES 1</td><td>1</td><td>2</td><td>3</td></tr> <tr> <td>NO 2 ↓</td><td></td><td></td><td></td></tr> <tr> <td>YES 1</td><td>1</td><td>2</td><td>3</td></tr> <tr> <td>NO 2 ↓</td><td></td><td></td><td></td></tr> <tr> <td>YES 1</td><td>1</td><td>2</td><td>3</td></tr> <tr> <td>NO 2 ↓</td><td></td><td></td><td></td></tr> <tr> <td>YES 1</td><td>1</td><td>2</td><td>3</td></tr> <tr> <td>NO 2 ↓</td><td></td><td></td><td></td></tr> </tbody> </table>	EVER	0 - 11 MONTHS AGO	12+ MONTHS AGO	DON'T REMEMBER	HAS NEVER HAD ANOTHER HUSBAND/ MALE PARTNER 6				YES 1	1	2	3	NO 2 ↓				YES 1	1	2	3	NO 2 ↓				YES 1	1	2	3	NO 2 ↓				YES 1	1	2	3	NO 2 ↓				→ DV17
EVER	0 - 11 MONTHS AGO	12+ MONTHS AGO	DON'T REMEMBER																																								
HAS NEVER HAD ANOTHER HUSBAND/ MALE PARTNER 6																																											
YES 1	1	2	3																																								
NO 2 ↓																																											
YES 1	1	2	3																																								
NO 2 ↓																																											
YES 1	1	2	3																																								
NO 2 ↓																																											
YES 1	1	2	3																																								
NO 2 ↓																																											
DV17	<p>CHECK DV08A (h-j) AND DV16A (b):</p> <p>AT LEAST ONE <input type="checkbox"/> 'YES' ↓</p>	<p>NOT A SINGLE <input type="checkbox"/> YES</p>	→ DV19																																								
DV18	<p>How old were you the first time you were forced to have sexual intercourse or perform any other sexual acts that you did not want to by any current or previous husband or male partner?</p>	<p>AGE IN COMPLETED YEARS <input type="text"/> <input type="text"/></p> <p>DON'T KNOW 98</p>																																									
DV19	<p>CHECK 212 AND 232:</p> <p>CURRENTLY PREGNANT 232=1 OR <input type="checkbox"/> HAD ONE OR MORE PAST PREGNANCIES 212>0 ↓</p>	<p>NOT PREGNANT 232=2 AND <input type="checkbox"/> NO PAST PREGNANCIES 212=0</p>	→ DV22																																								
DV20	<p>Has any one ever hit, slapped, kicked, or done anything else to hurt you physically while you were pregnant?</p>	<p>YES 1</p> <p>NO 2</p>	→ DV22																																								

SECTION 14. DOMESTIC VIOLENCE MODULE

NO.	QUESTIONS AND FILTERS	CODING CATEGORIES	SKIP		
DV21	<p>Who has done any of these things to physically hurt you while you were pregnant?</p> <p>Anyone else?</p> <p>RECORD ALL MENTIONED.</p>	<p>CURRENT HUSBAND/PARTNER .. A</p> <p>MOTHER/STEP-MOTHEF B</p> <p>FATHER/STEP-FATHER C</p> <p>SISTER/BROTHER D</p> <p>DAUGHTER/SON E</p> <p>OTHER RELATIVE F</p> <p>FORMER HUSBAND/PARTNER .. G</p> <p>CURRENT BOYFRIEND H</p> <p>FORMER BOYFRIEND I</p> <p>MOTHER-IN-LAW J</p> <p>FATHER-IN-LAW K</p> <p>OTHER IN-LAW L</p> <p>TEACHER M</p> <p>SCHOOLMATE/CLASSMATE N</p> <p>EMPLOYER/SOMEONE AT WORK .. O</p> <p>POLICE/SOLDIER P</p> <p>OTHER _____ X</p> <p align="center">(SPECIFY)</p>			
DV22	<p>CHECK 701 AND 702 AND DV04 AND DV05:</p> <table border="0"> <tr> <td> <p>EVER MARRIED/EVER LIVED WITH A MAN/ EVER HAD A MALE PARTNER</p> <p align="center">↓</p> <p>a) From the time you were 15 years old, has anyone other than a husband or male partner, hit you, slapped you, kicked you, or done anything else to hurt you physically? Remember, I do not want you to include any husband or any other male partner.</p> </td><td> <p>NEVER MARRIED/ NEVER HAD A MALE PARTNER</p> <p align="center">↓</p> <p>b) From the time you were 15 years old has anyone hit you, slapped you, kicked you, or done anything else to hurt you physically?</p> </td></tr> </table>	<p>EVER MARRIED/EVER LIVED WITH A MAN/ EVER HAD A MALE PARTNER</p> <p align="center">↓</p> <p>a) From the time you were 15 years old, has anyone other than a husband or male partner, hit you, slapped you, kicked you, or done anything else to hurt you physically? Remember, I do not want you to include any husband or any other male partner.</p>	<p>NEVER MARRIED/ NEVER HAD A MALE PARTNER</p> <p align="center">↓</p> <p>b) From the time you were 15 years old has anyone hit you, slapped you, kicked you, or done anything else to hurt you physically?</p>	<p>YES 1</p> <p>NO 2</p> <p>REFUSED TO ANSWER/ NO ANSWER 3</p>	<p align="center">→ DV25</p>
<p>EVER MARRIED/EVER LIVED WITH A MAN/ EVER HAD A MALE PARTNER</p> <p align="center">↓</p> <p>a) From the time you were 15 years old, has anyone other than a husband or male partner, hit you, slapped you, kicked you, or done anything else to hurt you physically? Remember, I do not want you to include any husband or any other male partner.</p>	<p>NEVER MARRIED/ NEVER HAD A MALE PARTNER</p> <p align="center">↓</p> <p>b) From the time you were 15 years old has anyone hit you, slapped you, kicked you, or done anything else to hurt you physically?</p>				
DV23	<p>Who has hurt you in this way?</p> <p>Anyone else?</p> <p>RECORD ALL MENTIONED.</p>	<p>MOTHER/STEP-MOTHER A</p> <p>FATHER/STEP-FATHER B</p> <p>SISTER/BROTHER C</p> <p>DAUGHTER/SON D</p> <p>OTHER RELATIVE E</p> <p>CURRENT BOYFRIEND F</p> <p>FORMER BOYFRIEND G</p> <p>MOTHER-IN-LAW H</p> <p>FATHER-IN-LAW I</p> <p>OTHER IN-LAW J</p> <p>TEACHER K</p> <p>SCHOOLMATE/CLASSMATE L</p> <p>EMPLOYER/SOMEONE AT WORK .. M</p> <p>POLICE/SOLDIER N</p> <p>OTHER _____ X</p> <p align="center">(SPECIFY)</p>			
DV24	<p>In the last 12 months, how often (has this person/have these persons) physically hurt you: often, only sometimes, or not at all?</p>	<p>OFTEN 1</p> <p>SOMETIMES 2</p> <p>NOT AT ALL 3</p>			

SECTION 14. DOMESTIC VIOLENCE MODULE

NO.	QUESTIONS AND FILTERS	CODING CATEGORIES	SKIP
DV25	CHECK 701 AND 702 AND DV04 AND DV05: <div style="display: flex; justify-content: space-around;"> <div style="text-align: center;"> EVER MARRIED/ EVER LIVED WITH A MAN/ EVER HAD A MALE PARTNER ↓ </div> <div style="text-align: center;"> NEVER MARRIED/ NEVER HAD A MALE PARTNER ↓ </div> </div>	<div style="display: flex; justify-content: space-between;"> → DV27 </div>	
DV26	At any time in your life, as a child or as an adult, has anyone other than any previous husband or any other current or previous male partner ever forced you in any way to have sexual intercourse or perform any other sexual acts when you did not want to? Remember I do not want you to include any husband or male partner.	YES 1 NO 2 REFUSED TO ANSWER/ NO ANSWER 3	→ DV28 → DV30B
DV27	At any time in your life, as a child or as an adult, has anyone ever forced you in any way to have sexual intercourse or perform any other sexual acts when you did not want to?	YES 1 NO 2 REFUSED TO ANSWER/ NO ANSWER 3	→ DV30B
DV28	CHECK 701 AND 702 AND DV04 AND DV05: <div style="display: flex; justify-content: space-around;"> <div style="text-align: center;"> EVER MARRIED/EVER LIVED WITH A MAN/ EVER HAD A MALE PARTNER ↓ </div> <div style="text-align: center;"> NEVER MARRIED/ NEVER HAD A MALE PARTNER ↓ </div> </div> <div style="display: flex;"> <div style="flex: 1;"> a) How old were you the first time you were forced to have sexual intercourse or perform any other sexual acts that you did not want to by anyone, not including any husband or any other male partner? </div> <div style="flex: 1;"> b) How old were you the first time you were forced to have sexual intercourse or perform any other sexual acts that you did not want to? </div> </div>	AGE IN COMPLETED YEARS DON'T KNOW 98	
DV29	Who has forced you to have sexual intercourse or perform any other sexual acts that you did not want to? Anyone else? RECORD ALL MENTIONED.	FATHER/STEP-FATHER A BROTHER/STEP-BROTHER B OTHER RELATIVE C CURRENT BOYFRIEND D FORMER BOYFRIEND E IN-LAW F OWN FRIEND/ACQUAINTANCE G FAMILY FRIEND H TEACHER I SCHOOLMATE/CLASSMATE J EMPLOYER/SOMEONE AT WORK K POLICE/SOLDIER L RELIGIOUS LEADER M STRANGER N OTHER X <div style="text-align: center;">(SPECIFY)</div>	

SECTION 14. DOMESTIC VIOLENCE MODULE

NO.	QUESTIONS AND FILTERS	CODING CATEGORIES	SKIP
DV30	<p>CHECK 701 AND 702 AND DV04 AND DV05:</p> <div style="display: flex; justify-content: space-between;"> <div style="width: 45%;"> <p>EVER MARRIED/EVER LIVED WITH A MAN/EVER HAD A MALE PARTNER <input type="checkbox"/></p> <p>a) In the last 12 months, has anyone other than any previous husband or any other current or previous male partner forced you to have sexual intercourse or perform any other sexual acts that you did not want to?</p> </div> <div style="width: 45%;"> <p>NEVER MARRIED/NEVER HAD A MALE PARTNER <input type="checkbox"/></p> <p>b) In the last 12 months, has anyone forced you to have sexual intercourse or perform any other sexual acts that you did not want to?</p> </div> </div>	<p>YES 1</p> <p>NO 2</p>	→ DV30B
DV30A	At what place did these incidence(s) mostly happen?	<p>IN MY OWN HOME 01</p> <p>SOME OTHER HOUSE OR APARTMENT 02</p> <p>ELSEWHERE IN A RESIDENTIAL BUILDING 03</p> <p>AT SCHOOL OR WORKPLACE 04</p> <p>CAFÉ/RESTAURANT/PUB/CLUB/DISCO 05</p> <p>IN A SHOP 06</p> <p>ELSEWHERE INDOORS 07</p> <p>IN THE STREET/SQUARE/PARKING LOT/OTHER PUBLIC PLACE .. 08</p> <p>IN PUBLIC TRANSPORT 09</p> <p>OTHER 96</p> <p align="center">(SPECIFY)</p>	
DV30B	If you ever experience any form of violence, where or from whom could you seek help?	<p>OWN FAMILY A</p> <p>HUSBAND'S/PARTNER'S FAMILY .. B</p> <p>CURRENT/FORMER HUSBAND/PARTNER C</p> <p>CURRENT/FORMER BOYFRIEND .. D</p> <p>FRIEND E</p> <p>NEIGHBOR F</p> <p>RELIGIOUS LEADER G</p> <p>DOCTOR/MEDICAL PERSONNEL .. H</p> <p>POLICE I</p> <p>LAWYER J</p> <p>SOCIAL SERVICE ORGANIZATION .. K</p> <p>THROUGH HELPLINES L</p> <p>SAFE SPACES/RESCUE CENTERS .. M</p> <p>CHIEF/OTHER NGAOS N</p> <p>OTHER X</p> <p align="center">(SPECIFY)</p> <p>DON'T KNOW Z</p>	
DV31	<p>CHECK DV08A (a-j), DV16A (a,b), DV20, DV22, DV26, AND DV27:</p> <div style="display: flex; justify-content: space-around;"> <p>AT LEAST ONE 'YES' <input type="checkbox"/></p> <p>NOT A SINGLE 'YES' <input type="checkbox"/></p> </div>		→ DV35
DV32	Thinking about what you yourself have experienced among the different things we have been talking about, have you ever tried to seek help?	<p>YES 1</p> <p>NO 2</p>	→ DV34

SECTION 14. DOMESTIC VIOLENCE MODULE

NO.	QUESTIONS AND FILTERS	CODING CATEGORIES	SKIP																
DV33	<p>From whom or where have you sought help?</p> <p>RECORD ALL MENTIONED.</p>	<p>OWN FAMILY A</p> <p>HUSBAND'S/PARTNER'S FAMILY .. B</p> <p>CURRENT/FORMER</p> <p> HUSBAND/PARTNER C</p> <p> CURRENT/FORMER BOYFRIEND .. D</p> <p>FRIEND E</p> <p>NEIGHBOR F</p> <p>RELIGIOUS LEADER G</p> <p>DOCTOR/MEDICAL PERSONNEL .. H</p> <p>POLICE I</p> <p>LAWYER J</p> <p>SOCIAL SERVICE ORGANIZATION .. K</p> <p>THROUGH HELPLINES L</p> <p>SAFE SPACES/RESCUE CENTERS . M</p> <p>CHIEF/OTHER NGAOS N</p> <p>OTHER _____ X</p> <p align="center">(SPECIFY)</p>	<p>→ DV35</p>																
DV34	Have you ever told any one about this?	<p>YES 1</p> <p>NO 2</p>																	
DV35	As far as you know, did your father ever beat or hit your mother?	<p>YES 1</p> <p>NO 2</p> <p>DON'T KNOW 8</p>																	
DV35A	As far as you know, did your mother ever beat or hit your father?	<p>YES 1</p> <p>NO 2</p> <p>DON'T KNOW 8</p>																	
	<p>VERBALLY SHARE THE HOTLINE NUMBER 1195 SHOULD THE RESPONDENT EVER WISH TO SEEK HELP OR REPORT DOMESTIC VIOLENCE.</p> <p>THANK THE RESPONDENT FOR HER COOPERATION AND REASSURE HER ABOUT THE CONFIDENTIALITY OF HER ANSWERS. FILL OUT THE QUESTIONS BELOW WITH REFERENCE TO THE DOMESTIC VIOLENCE MODULE ONLY.</p>																		
DV36	<p>DID YOU HAVE TO INTERRUPT THE INTERVIEW BECAUSE SOME ADULT WAS TRYING TO LISTEN, OR CAME INTO THE ROOM, OR INTERFERED IN ANY OTHER WAY?</p>	<table> <thead> <tr> <th></th><th>YES, ONCE</th><th>YES, MORE THAN ONCE</th><th>NO</th></tr> </thead> <tbody> <tr> <td>HUSBAND</td><td>1</td><td>2</td><td>3</td></tr> <tr> <td>OTHER MALE ADULT ..</td><td>1</td><td>2</td><td>3</td></tr> <tr> <td>FEMALE ADULT</td><td>1</td><td>2</td><td>3</td></tr> </tbody> </table>		YES, ONCE	YES, MORE THAN ONCE	NO	HUSBAND	1	2	3	OTHER MALE ADULT ..	1	2	3	FEMALE ADULT	1	2	3	
	YES, ONCE	YES, MORE THAN ONCE	NO																
HUSBAND	1	2	3																
OTHER MALE ADULT ..	1	2	3																
FEMALE ADULT	1	2	3																
DV37	<p>INTERVIEWER'S COMMENTS/EXPLANATION FOR NOT COMPLETING THE DOMESTIC VIOLENCE</p> <p>_____</p> <p>_____</p> <p>_____</p>																		

FOLLOW-ON STUDY CONSENT

1500 In the coming days, another team from Kenya National Bureau of Statistics would like to visit you to ask you additional questions about health and health care services. The information will be used by the Government of Kenya to plan strategies and programs aimed at improving the health and health services in your community. Your permission is completely voluntary and you can withdraw this permission at any time. However, we hope you will agree.

Do you have any questions?

Do you agree to another visit by a Kenya National Bureau of Statistics team?

SIGNATURE OF INTERVIEWER _____ DATE _____

RESPONDENT AGREES
TO BE REVISITED .. 1

RESPONDENT DOES NOT AGREE
TO BE REVISITED .. 2

1501	RECORD THE TIME.	HOURS	<input type="text"/>	<input type="text"/>
		MINUTES	<input type="text"/>	<input type="text"/>

INSTRUCTIONS:

ONLY ONE CODE SHOULD APPEAR IN ANY BOX.
COLUMN 1 REQUIRES A CODE IN EVERY MONTH.

CODES FOR EACH COLUMN:

COLUMN 1: BIRTHS, PREGNANCIES, CONTRACEPTIVE USE

- B BIRTHS
P PREGNANCIES
T TERMINATIONS
- 0 NO METHOD
- 1 FEMALE STERILIZATION
2 MALE STERILIZATION
3 IUD
4 INJECTABLES
5 IMPLANTS
6 PILL
7 MALE CONDOM
8 FEMALE CONDOM
9 EMERGENCY CONTRACEPTION
J STANDARD DAYS METHOD
K LACTATIONAL AMENORRHEA METHOD
L RHYTHM METHOD
- M WITHDRAWAL
X OTHER MODERN METHOD
Y OTHER TRADITIONAL METHOD

COLUMN 2: DISCONTINUATION OF CONTRACEPTIVE USE

- 0 INFREQUENT SEX/HUSBAND AWAY
1 BECAME PREGNANT WHILE USING
2 WANTED TO BECOME PREGNANT
3 HUSBAND/PARTNER DISAPPROVED
4 WANTED MORE EFFECTIVE METHOD
5 CHANGES IN MENSTRUAL BLEEDING
- 6 OTHER SIDE EFFECTS/HEALTH CONCERNS
- 7 LACK OF ACCESS/TOO FAR
8 COSTS TOO MUCH
N INCONVENIENT TO USE
F UP TO GOD/FATALISTIC
A DIFFICULT TO GET PREGNANT/MENOPAUSAL
D MARITAL DISSOLUTION/SEPARATION
X OTHER

(SPECIFY)

- Z DON'T KNOW

			COL. 1	COL. 2
	12	DEC	01	
	11	NOV	02	
	10	OCT	03	
2	09	SEP	04	2
	08	AUG	05	
0	07	JUL	06	0
2	06	JUN	07	2
2	05	MAY	08	2
	04	APR	09	
	03	MAR	10	
	02	FEB	11	
	01	JAN	12	
	12	DEC	13	
	11	NOV	14	
	10	OCT	15	
2	09	SEP	16	2
	08	AUG	17	
0	07	JUL	18	0
2	06	JUN	19	2
1	05	MAY	20	1
	04	APR	21	
	03	MAR	22	
	02	FEB	23	
	01	JAN	24	
	12	DEC	25	
	11	NOV	26	
	10	OCT	27	
2	09	SEP	28	2
	08	AUG	29	
0	07	JUL	30	0
2	06	JUN	31	2
0	05	MAY	32	0
	04	APR	33	
	03	MAR	34	
	02	FEB	35	
	01	JAN	36	
	12	DEC	37	
	11	NOV	38	
	10	OCT	39	
2	09	SEP	40	2
	08	AUG	41	
0	07	JUL	42	0
1	06	JUN	43	1
	05	MAY	44	
9	04	APR	45	9
	03	MAR	46	
	02	FEB	47	
	01	JAN	48	
	12	DEC	49	
	11	NOV	50	
	10	OCT	51	
2	09	SEP	52	2
	08	AUG	53	
0	07	JUL	54	0
1	06	JUN	55	1
	05	MAY	56	
8	04	APR	57	8
	03	MAR	58	
	02	FEB	59	
	01	JAN	60	
	12	DEC	61	
	11	NOV	62	
	10	OCT	63	
2	09	SEP	64	2
	08	AUG	65	
0	07	JUL	66	0
1	06	JUN	67	1
	05	MAY	68	
7	04	APR	69	7
	03	MAR	70	
	02	FEB	71	
	01	JAN	72	

INTERVIEWER'S OBSERVATIONS
TO BE FILLED IN AFTER COMPLETING INTERVIEW

COMMENTS ABOUT INTERVIEW:

COMMENTS ON SPECIFIC QUESTIONS:

ANY OTHER COMMENTS:

SUPERVISOR'S OBSERVATIONS

2022 KENYA DEMOGRAPHIC AND HEALTH SURVEY (KDHS)
 WOMAN'S QUESTIONNAIRE - SHORT VERSION

KENYA
 KENYA NATIONAL BUREAU OF STATISTICS

SHORT

IDENTIFICATION																															
COUNTY	<input style="width: 90%;" type="text"/>																														
SUB COUNTY	<input style="width: 90%;" type="text"/>																														
LOCATION	<input style="width: 90%;" type="text"/>																														
SUB LOCATION	<input style="width: 90%;" type="text"/>																														
KDHS CLUSTER NUMBER	<table border="1" style="display: inline-table; vertical-align: middle;"> <tr><td style="width: 25px; height: 25px;"></td><td style="width: 25px; height: 25px;"></td><td style="width: 25px; height: 25px;"></td><td style="width: 25px; height: 25px;"></td></tr> <tr><td style="width: 25px; height: 25px;"></td><td style="width: 25px; height: 25px;"></td><td style="width: 25px; height: 25px;"></td><td style="width: 25px; height: 25px;"></td></tr> </table>																														
HOUSEHOLD NUMBER	<table border="1" style="display: inline-table; vertical-align: middle;"> <tr><td style="width: 25px; height: 25px;"></td><td style="width: 25px; height: 25px;"></td><td style="width: 25px; height: 25px;"></td><td style="width: 25px; height: 25px;"></td></tr> <tr><td style="width: 25px; height: 25px;"></td><td style="width: 25px; height: 25px;"></td><td style="width: 25px; height: 25px;"></td><td style="width: 25px; height: 25px;"></td></tr> </table>																														
NAME OF HOUSEHOLD HEAD	<input style="width: 90%;" type="text"/>																														
NAME AND LINE NUMBER OF WOMAN	<table border="1" style="display: inline-table; vertical-align: middle;"> <tr><td style="width: 25px; height: 25px;"></td><td style="width: 25px; height: 25px;"></td></tr> <tr><td style="width: 25px; height: 25px;"></td><td style="width: 25px; height: 25px;"></td></tr> </table>																														
HOUSEHOLD SELECTED FOR MAN'S SURVEY? (1=YES, 2=NO)	<table border="1" style="display: inline-table; vertical-align: middle;"> <tr><td style="width: 25px; height: 25px;"></td><td style="width: 25px; height: 25px;"></td></tr> <tr><td style="width: 25px; height: 25px;"></td><td style="width: 25px; height: 25px; text-align: center;">2</td></tr> </table>							2																							
	2																														
WOMAN SELECTED FOR DV MODULE? (1=YES, 2=NO)	<table border="1" style="display: inline-table; vertical-align: middle;"> <tr><td style="width: 25px; height: 25px;"></td><td style="width: 25px; height: 25px;"></td></tr> <tr><td style="width: 25px; height: 25px;"></td><td style="width: 25px; height: 25px;"></td></tr> </table>																														
INTERVIEWER VISITS																															
	1	2	3	FINAL VISIT																											
DATE	<input style="width: 50%;" type="text"/>	<input style="width: 50%;" type="text"/>	<input style="width: 50%;" type="text"/>	<table border="1" style="display: inline-table; vertical-align: middle;"> <tr><td style="width: 25px; height: 25px;"></td><td style="width: 25px; height: 25px;"></td></tr> <tr><td style="width: 25px; height: 25px;"></td><td style="width: 25px; height: 25px;"></td></tr> <tr><td style="width: 25px; height: 25px;"></td><td style="width: 25px; height: 25px;"></td></tr> <tr><td style="width: 25px; height: 25px;"></td><td style="width: 25px; height: 25px;"></td></tr> </table>																											
INTERVIEWER'S NAME	<input style="width: 50%;" type="text"/>	<input style="width: 50%;" type="text"/>	<input style="width: 50%;" type="text"/>	<table border="1" style="display: inline-table; vertical-align: middle;"> <tr><td style="width: 25px; height: 25px;"></td><td style="width: 25px; height: 25px;"></td></tr> <tr><td style="width: 25px; height: 25px;"></td><td style="width: 25px; height: 25px;"></td></tr> <tr><td style="width: 25px; height: 25px;"></td><td style="width: 25px; height: 25px;"></td></tr> <tr><td style="width: 25px; height: 25px;"></td><td style="width: 25px; height: 25px;"></td></tr> </table>																											
RESULT*	<input style="width: 50%;" type="text"/>	<input style="width: 50%;" type="text"/>	<input style="width: 50%;" type="text"/>	<table border="1" style="display: inline-table; vertical-align: middle;"> <tr><td style="width: 25px; height: 25px;"></td><td style="width: 25px; height: 25px;"></td></tr> <tr><td style="width: 25px; height: 25px;"></td><td style="width: 25px; height: 25px;"></td></tr> </table>																											
NEXT VISIT DATE	<input style="width: 50%;" type="text"/>	<input style="width: 50%;" type="text"/>		TOTAL NUMBER OF VISITS																											
TIME	<input style="width: 50%;" type="text"/>	<input style="width: 50%;" type="text"/>		<input style="width: 50%;" type="text"/>																											
<p>*RESULT CODES 1 COMPLETED 4 REFUSED 2 NOT AT HOME 5 PARTLY COMPLETED 7 OTHER _____ 3 POSTPONED 6 INCAPACITATED SPECIFY _____</p>																															
<p>LANGUAGE OF QUESTIONNAIRE** <table border="1" style="display: inline-table; vertical-align: middle;"> <tr><td style="width: 25px; height: 25px; text-align: center;">0</td><td style="width: 25px; height: 25px; text-align: center;">1</td></tr> </table> LANGUAGE OF INTERVIEW** <table border="1" style="display: inline-table; vertical-align: middle;"> <tr><td style="width: 25px; height: 25px;"></td><td style="width: 25px; height: 25px;"></td></tr> </table> NATIVE LANGUAGE OF RESPONDENT** <table border="1" style="display: inline-table; vertical-align: middle;"> <tr><td style="width: 25px; height: 25px;"></td><td style="width: 25px; height: 25px;"></td></tr> </table> TRANSLATOR USED (YES = 1, NO = 2) <table border="1" style="display: inline-table; vertical-align: middle;"> <tr><td style="width: 25px; height: 25px;"></td></tr> </table></p> <p>LANGUAGE OF QUESTIONNAIRE** ENGLISH</p> <p style="text-align: center;">**LANGUAGE CODES:</p> <table style="width: 100%; font-size: small;"> <tr> <td>01 ENGLISH</td> <td>06 KAMBA</td> <td>11 LUO</td> <td>16 SOMALI</td> </tr> <tr> <td>02 KISWAHILI</td> <td>07 KIKUYU</td> <td>12 MAASAI</td> <td>17 TURKANA</td> </tr> <tr> <td>03 BORANA</td> <td>08 KISII</td> <td>13 MERU</td> <td>96 OTHER</td> </tr> <tr> <td>04 EMBU</td> <td>09 LUHYA</td> <td>14 MIJIKENDA</td> <td></td> </tr> <tr> <td>05 KALENJIN</td> <td>10 MARAGOLI</td> <td>15 POKOT</td> <td></td> </tr> </table> <p style="text-align: right;">SPECIFY _____</p>					0	1						01 ENGLISH	06 KAMBA	11 LUO	16 SOMALI	02 KISWAHILI	07 KIKUYU	12 MAASAI	17 TURKANA	03 BORANA	08 KISII	13 MERU	96 OTHER	04 EMBU	09 LUHYA	14 MIJIKENDA		05 KALENJIN	10 MARAGOLI	15 POKOT	
0	1																														
01 ENGLISH	06 KAMBA	11 LUO	16 SOMALI																												
02 KISWAHILI	07 KIKUYU	12 MAASAI	17 TURKANA																												
03 BORANA	08 KISII	13 MERU	96 OTHER																												
04 EMBU	09 LUHYA	14 MIJIKENDA																													
05 KALENJIN	10 MARAGOLI	15 POKOT																													
TEAM	TEAM SUPERVISOR																														
<table border="1" style="display: inline-table; vertical-align: middle;"> <tr><td style="width: 25px; height: 25px;"></td><td style="width: 25px; height: 25px;"></td></tr> </table>			<table border="1" style="display: inline-table; vertical-align: middle;"> <tr><td style="width: 25px; height: 25px;"></td><td style="width: 25px; height: 25px;"></td><td style="width: 25px; height: 25px;"></td><td style="width: 25px; height: 25px;"></td></tr> </table>																												
NUMBER	NUMBER																														

INTRODUCTION AND CONSENT

Hello. My name is _____. I am working with Kenya National Bureau of Statistics. We are conducting a survey about health and other topics all over Kenya. The information we collect will help the government to plan health services. Your household was selected for the survey. The questions usually take about 30 to 60 minutes. All of the answers you give will be confidential and will not be shared with anyone other than members of our survey team. You don't have to be in the survey, but we hope you will agree to answer the questions since your views are important. If I ask you any question you don't want to answer, just let me know and I will go on to the next question or you can stop the interview at any time.

In case you need more information about the survey, you may contact the person listed on the card that has already been given to your household.

Do you have any questions?
May I begin the interview now?

SIGNATURE OF INTERVIEWER _____ DATE _____

RESPONDENT AGREES
TO BE INTERVIEWED .. 1

RESPONDENT DOES NOT AGREE
TO BE INTERVIEWED .. 2 → END



SECTION 1. RESPONDENT'S BACKGROUND

NO.	QUESTIONS AND FILTERS	CODING CATEGORIES	SKIP
101	RECORD THE TIME.	HOURS <div style="display: inline-block; width: 20px; height: 20px; border: 1px solid black; vertical-align: middle;"></div> <div style="display: inline-block; width: 20px; height: 20px; border: 1px solid black; vertical-align: middle;"></div> MINUTES <div style="display: inline-block; width: 20px; height: 20px; border: 1px solid black; vertical-align: middle;"></div> <div style="display: inline-block; width: 20px; height: 20px; border: 1px solid black; vertical-align: middle;"></div>	
102	What county were you born in? REFER TO COUNTY CODE LIST IN INTERVIEWER'S MANUAL	COUNTY CODE <div style="display: inline-block; width: 20px; height: 20px; border: 1px solid black; vertical-align: middle;"></div> <div style="display: inline-block; width: 20px; height: 20px; border: 1px solid black; vertical-align: middle;"></div> OUTSIDE OF KENYA 96	→ 104
103	What country were you born in?	COUNTRY <div style="display: inline-block; width: 20px; height: 20px; border: 1px solid black; vertical-align: middle;"></div> <div style="display: inline-block; width: 20px; height: 20px; border: 1px solid black; vertical-align: middle;"></div>	
104	How long have you been living continuously in (NAME OF CURRENT CITY, TOWN OR VILLAGE OF RESIDENCE)? IF LESS THAN ONE YEAR, RECORD '00'	YEARS <div style="display: inline-block; width: 20px; height: 20px; border: 1px solid black; vertical-align: middle;"></div> <div style="display: inline-block; width: 20px; height: 20px; border: 1px solid black; vertical-align: middle;"></div> ALWAYS/NEVER MOVED 95 VISITOR 96	→ 110
105	CHECK 104: 00 - 04 YEARS <input type="checkbox"/> 05 YEARS <input type="checkbox"/> OR MORE		→ 107
106	In what month and year did you move here?	MONTH <div style="display: inline-block; width: 20px; height: 20px; border: 1px solid black; vertical-align: middle;"></div> <div style="display: inline-block; width: 20px; height: 20px; border: 1px solid black; vertical-align: middle;"></div> DON'T KNOW MONTH 98 YEAR <div style="display: inline-block; width: 20px; height: 20px; border: 1px solid black; vertical-align: middle;"></div> <div style="display: inline-block; width: 20px; height: 20px; border: 1px solid black; vertical-align: middle;"></div> <div style="display: inline-block; width: 20px; height: 20px; border: 1px solid black; vertical-align: middle;"></div> <div style="display: inline-block; width: 20px; height: 20px; border: 1px solid black; vertical-align: middle;"></div> DON'T KNOW YEAR 9998	
107	Just before you moved here, which county did you live in? REFER TO COUNTY CODE LIST IN INTERVIEWER'S MANUAL	COUNTY CODE <div style="display: inline-block; width: 20px; height: 20px; border: 1px solid black; vertical-align: middle;"></div> <div style="display: inline-block; width: 20px; height: 20px; border: 1px solid black; vertical-align: middle;"></div> OUTSIDE OF KENYA 96	
108	Just before you moved here, did you live in a city, in a town, or in a rural area?	CITY (NAIROBI, KISUMU, MOMBASA, NAKURU) 1 TOWN 2 RURAL AREA 3	
109	Why did you move to this place?	ECONOMIC REASONS/BUSINESS 01 EDUCATION/TRAINING 02 MARRIAGE 03 FAMILY REUNIFICATION/OTHER FAMILY-RELATED REASON 04 FORCED DISPLACEMENT 05 OTHER 96 (SPECIFY) _____	

SECTION 1. RESPONDENT'S BACKGROUND

NO.	QUESTIONS AND FILTERS	CODING CATEGORIES	SKIP
110	In what month and year were you born?	MONTH <input type="text"/> <input type="text"/> DON'T KNOW MONTH 98 YEAR <input type="text"/> <input type="text"/> <input type="text"/> <input type="text"/> DON'T KNOW YEAR 9998	
111	How old were you at your last birthday? COMPARE AND CORRECT 110 AND/OR 111 IF INCONSISTENT.	AGE IN COMPLETED YEARS <input type="text"/> <input type="text"/>	
112	In general, would you say your health is very good, good, moderate, bad, or very bad?	VERY GOOD 1 GOOD 2 MODERATE 3 BAD 4 VERY BAD 5	
113	Have you ever attended school?	YES 1 NO 2	→ 117
114	What is the highest level of school you attended: primary, secondary/'A' level, college, university, or vocational?	PRIMARY 1 SECONDARY/'A' LEVEL 2 MIDDLE LEVEL COLLEGE (CERTIFICATE/ DIPLOMA) 3 UNIVERSITY 4 VOCATIONAL TRAINING 5 INFORMAL EDUCATION (MADRASA/ ADULT BASIC) 6	
115	What is the highest (standard/grade/form/year) you completed at that level? IF COMPLETED LESS THAN ONE YEAR AT THAT LEVEL, RECORD '00'.	STANDARD/GRADE/FORM/YEAR .. <input type="text"/> <input type="text"/>	
116	CHECK 114: PRIMARY, SECONDARY, <input type="checkbox"/> VOCATIONAL OR INFORMAL ↓ COLLEGE OR <input type="checkbox"/> UNIVERSITY		→ 119
117	Now I would like you to read this sentence to me. SHOW CARD TO RESPONDENT. IF RESPONDENT CANNOT READ WHOLE SENTENCE, PROBE: Can you read any part of the sentence to me?	CANNOT READ AT ALL 1 ABLE TO READ ONLY PART OF THE SENTENCE 2 ABLE TO READ WHOLE SENTENCE 3 NO CARD WITH REQUIRED LANGUAGE 4 (SPECIFY LANGUAGE) _____ BLIND/VISUALLY IMPAIRED 5	
118	CHECK 117: CODE '2', '3' <input type="checkbox"/> OR '4' ↓ CIRCLED CODE '1' OR '5' <input type="checkbox"/> CIRCLED		→ 120

SECTION 1. RESPONDENT'S BACKGROUND

NO.	QUESTIONS AND FILTERS	CODING CATEGORIES	SKIP
119	Do you read a newspaper or magazine at least once a week, less than once a week or not at all?	AT LEAST ONCE A WEEK 1 LESS THAN ONCE A WEEK 2 NOT AT ALL 3	
120	Do you listen to the radio at least once a week, less than once a week or not at all?	AT LEAST ONCE A WEEK 1 LESS THAN ONCE A WEEK 2 NOT AT ALL 3	
121	Do you watch television at least once a week, less than once a week or not at all?	AT LEAST ONCE A WEEK 1 LESS THAN ONCE A WEEK 2 NOT AT ALL 3	
122	Do you own a mobile phone?	YES 1 NO 2	→ 124
123	Is your mobile phone a smart phone?	YES 1 NO 2	
124	In the last 12 months, have you used a mobile phone to make financial transactions such as sending or receiving money, paying bills, purchasing goods or services, or receiving wages?	YES 1 NO 2	
125	Do you have an account in a bank or other financial institution that you yourself use?	YES 1 NO 2	→ 127
126	Did you yourself put money in or take money out of this account in the last 12 months?	YES 1 NO 2	
127	Have you ever used the Internet from any location on any device?	YES 1 NO 2	→ 130
128	In the last 12 months, have you used the Internet? IF NECESSARY, PROBE FOR USE FROM ANY LOCATION, WITH ANY DEVICE.	YES 1 NO 2	→ 130
129	During the last one month, how often did you use the Internet: almost every day, at least once a week, less than once a week, or not at all?	ALMOST EVERY DAY 1 AT LEAST ONCE A WEEK 2 LESS THAN ONCE A WEEK 3 NOT AT ALL 4	
130	What is your religion?	CATHOLIC 01 PROTESTANT 02 EVANGELICAL CHURCHES 03 AFRICAN INSTITUTED CHURCHES 04 ORTHODOX 05 OTHER CHRISTIAN 06 ISLAM 07 HINDU 08 TRADITIONISTS 09 NO RELIGION/ ATHEISTS 10 OTHER RELIGION 96 (SPECIFY)	
131	What is your ethnic group?	EMBU 01 KALENJIN 02 KAMBA 03 KIKUYU 04 KISII 05 LUHYA 06 LUO 07 MAASAI 08 MERU 09 MIJIKENDA/SWAHILI 10 SOMALI 11 TAITA/TAVETA 12 OTHER 96 (SPECIFY)	

SECTION 2. REPRODUCTION

NO.	QUESTIONS AND FILTERS	CODING CATEGORIES	SKIP								
201	Now I would like to ask about all the births you have had during your life. Have you ever given birth?	YES 1 NO 2	→ 206								
202	Do you have any sons or daughters to whom you have given birth who are now living with you?	YES 1 NO 2	→ 204								
203	a) How many sons live with you? b) And how many daughters live with you? IF NONE, RECORD '00'.	a) SONS AT HOME <table border="1" style="display: inline-table; vertical-align: middle;"><tr><td></td><td></td></tr><tr><td></td><td></td></tr></table> b) DAUGHTERS AT HOME <table border="1" style="display: inline-table; vertical-align: middle;"><tr><td></td><td></td></tr><tr><td></td><td></td></tr></table>									
204	Do you have any sons or daughters to whom you have given birth who are alive but do not live with you?	YES 1 NO 2	→ 206								
205	a) How many sons are alive but do not live with you? b) And how many daughters are alive but do not live with you? IF NONE, RECORD '00'.	a) SONS ELSEWHERE <table border="1" style="display: inline-table; vertical-align: middle;"><tr><td></td><td></td></tr><tr><td></td><td></td></tr></table> b) DAUGHTERS ELSEWHERE <table border="1" style="display: inline-table; vertical-align: middle;"><tr><td></td><td></td></tr><tr><td></td><td></td></tr></table>									
206	Have you ever given birth to a boy or girl who was born alive but later died? IF NO, PROBE: Any baby who cried, who made any movement, sound, or effort to breathe, or who showed any other signs of life even if for a very short time?	YES 1 NO 2	→ 208								
207	a) How many boys have died? b) And how many girls have died? IF NONE, RECORD '00'.	a) BOYS DEAD <table border="1" style="display: inline-table; vertical-align: middle;"><tr><td></td><td></td></tr><tr><td></td><td></td></tr></table> b) GIRLS DEAD <table border="1" style="display: inline-table; vertical-align: middle;"><tr><td></td><td></td></tr><tr><td></td><td></td></tr></table>									
208	SUM ANSWERS TO 203, 205, AND 207, AND ENTER TOTAL. IF NONE, RECORD '00'.	TOTAL LIVE BIRTHS <table border="1" style="display: inline-table; vertical-align: middle;"><tr><td></td><td></td></tr></table>									
209	CHECK 208: Just to make sure that I have this right: you have had in TOTAL ____ births during your life. Is that correct? <div style="display: flex; justify-content: space-around; align-items: center;"> <div style="text-align: center;"> YES <input type="checkbox"/> ↓ </div> <div style="text-align: center;"> NO <input type="checkbox"/> PROBE AND CORRECT 201-208 AS NECESSARY. </div> </div>										
210	Women sometimes have a pregnancy that does not result in a live birth. For example, a pregnancy can end in a miscarriage, an abortion, or the child can be born dead. Have you ever had a pregnancy that did not end in a live birth?	YES 1 NO 2	→ 212								
211	How many miscarriages, abortions, and stillbirths have you ever had?	PREGNANCY LOSSES <table border="1" style="display: inline-table; vertical-align: middle;"><tr><td></td><td></td></tr></table>									
212	SUM ANSWERS TO 208 AND 211 AND ENTER TOTAL. IF NONE, RECORD '00'.	TOTAL PREGNANCY OUTCOME... <table border="1" style="display: inline-table; vertical-align: middle;"><tr><td></td><td></td></tr></table>									
213	CHECK 212: <div style="display: flex; justify-content: space-around; align-items: center;"> <div style="text-align: center;"> ONE OR MORE PAST PREGNANCIES <input type="checkbox"/> ↓ </div> <div style="text-align: center;"> NO PAST PREGNANCIES <input type="checkbox"/> </div> </div>		→ 232								

SECTION 2. REPRODUCTION

<p>214 Now I would like to record all your pregnancies including live births, stillbirths, miscarriages, and abortions, starting with your first pregnancy.</p> <p>RECORD ALL PREGNANCIES IN 215-228. RECORD TWINS AND TRIPLETS ON SEPARATE LINES. IF THERE ARE MORE THAN 3 PREGNANCIES, USE AN ADDITIONAL QUESTIONNAIRE.</p>							
215	216	217	218	219	220	221	222
<p>Think back to your (first/ next) pregnancy. Was that a single pregnancy, twins, or triplets?</p> <p>IF MULTIPLE PREGNANCY: COPY VALUE FOR 215 IN NEXT ROW(S) PREGNANCY HISTORY LINE NUMBER</p>	<p>IF 215=1, ASK: Was the baby born alive, born dead, or did you have a miscarriage or abortion?</p> <p>IF 215 > 1, ASK: Was the (first/next) baby in this pregnancy born alive or born dead?</p>	<p>Did the baby cry, move, or breathe?</p>	<p>What name was given to the baby?</p> <p>RECORD NAME.</p>	<p>Is (NAME) a boy or a girl?</p>	<p>CHECK 216 AND 217: TYPE OF PREGNANCY OUTCOME.</p> <p>NOTE: IF 217=1, THEN PREGNANCY OUTCOME= BORN ALIVE. IF BORN ALIVE, ASK: On what day, month, and year was (NAME) born?</p> <p>IF BORN DEAD, A MISCARRIAGE, OR AN ABORTION, ASK: On what day, month, and year did this pregnancy end?</p>	<p>How long did this pregnancy last in weeks or months?</p> <p>RECORD IN COMPLETED WEEKS OR MONTHS.</p>	<p>FOR ROW 01, ASK: Were there any other pregnancies before this pregnancy?</p> <p>AFTER ROW 01:</p> <p>IF 215=1 OR THIS IS THE FIRST BIRTH OF A MULTIPLE PREGNANCY, ASK: Were there any other pregnancies between the previous pregnancy and this pregnancy?</p> <p>IF 215 > 1 AND THIS IS NOT THE FIRST BIRTH OF THE PREGNANCY, SKIP TO 216 IN NEXT ROW.</p>
<p>01 SING 1</p> <p>TWINS 2</p> <p>TRIP 3</p> <p>NO. OF OUT-COMES <input style="width: 30px;" type="text"/></p>	<p>BORN ALIVE 1 (SKIP TO 218) </p> <p>BORN DEAD 2</p> <p>MISCARRIAGE 3 (SKIP TO 220) </p> <p>ABORTION 4</p>	<p>YES 1</p> <p>NO 2 </p> <p>(SKIP TO 220)</p>	<p>NAME <input style="width: 100px;" type="text"/></p>	<p>BOY 1</p> <p>GIRL 2</p> <p>DAY <input style="width: 30px;" type="text"/> <input style="width: 30px;" type="text"/></p> <p>MONTH <input style="width: 30px;" type="text"/> <input style="width: 30px;" type="text"/></p> <p>YEAR <input style="width: 30px;" type="text"/> <input style="width: 30px;" type="text"/> <input style="width: 30px;" type="text"/></p>	<p>WEEKS 1 <input style="width: 30px;" type="text"/> <input style="width: 30px;" type="text"/></p> <p>MONTHS 2 <input style="width: 30px;" type="text"/> <input style="width: 30px;" type="text"/></p>	<p>YES 1 (ADD PREGNANCY) </p> <p>NO 2 (NEXT PREGNANCY) </p>	
<p>02 SING 1</p> <p>TWINS 2</p> <p>TRIP 3</p> <p>NO. OF OUT-COMES <input style="width: 30px;" type="text"/></p>	<p>BORN ALIVE 1 (SKIP TO 218) </p> <p>BORN DEAD 2</p> <p>MISCARRIAGE 3 (SKIP TO 220) </p> <p>ABORTION 4</p>	<p>YES 1</p> <p>NO 2 </p> <p>(SKIP TO 220)</p>	<p>NAME <input style="width: 100px;" type="text"/></p>	<p>BOY 1</p> <p>GIRL 2</p> <p>DAY <input style="width: 30px;" type="text"/> <input style="width: 30px;" type="text"/></p> <p>MONTH <input style="width: 30px;" type="text"/> <input style="width: 30px;" type="text"/></p> <p>YEAR <input style="width: 30px;" type="text"/> <input style="width: 30px;" type="text"/> <input style="width: 30px;" type="text"/></p>	<p>WEEKS 1 <input style="width: 30px;" type="text"/> <input style="width: 30px;" type="text"/></p> <p>MONTHS 2 <input style="width: 30px;" type="text"/> <input style="width: 30px;" type="text"/></p>	<p>YES 1 (ADD PREGNANCY) </p> <p>NO 2 (NEXT PREGNANCY) </p>	
<p>03 SING 1</p> <p>TWINS 2</p> <p>TRIP 3</p> <p>NO. OF OUT-COMES <input style="width: 30px;" type="text"/></p>	<p>BORN ALIVE 1 (SKIP TO 218) </p> <p>BORN DEAD 2</p> <p>MISCARRIAGE 3 (SKIP TO 220) </p> <p>ABORTION 4</p>	<p>YES 1</p> <p>NO 2 </p> <p>(SKIP TO 220)</p>	<p>NAME <input style="width: 100px;" type="text"/></p>	<p>BOY 1</p> <p>GIRL 2</p> <p>DAY <input style="width: 30px;" type="text"/> <input style="width: 30px;" type="text"/></p> <p>MONTH <input style="width: 30px;" type="text"/> <input style="width: 30px;" type="text"/></p> <p>YEAR <input style="width: 30px;" type="text"/> <input style="width: 30px;" type="text"/> <input style="width: 30px;" type="text"/></p>	<p>WEEKS 1 <input style="width: 30px;" type="text"/> <input style="width: 30px;" type="text"/></p> <p>MONTHS 2 <input style="width: 30px;" type="text"/> <input style="width: 30px;" type="text"/></p>	<p>YES 1 (ADD PREGNANCY) </p> <p>NO 2 (NEXT PREGNANCY) </p>	
222A	<p>Have you had any pregnancies that ended since the last pregnancy mentioned?</p> <p>YES <input style="width: 30px;" type="checkbox"/> → ADD TO TABLE</p> <p>NO <input style="width: 30px;" type="checkbox"/> → GO TO 223, ROW 1</p>						

SECTION 2. REPRODUCTION

	223	224	225	226	227	228
			IF BORN ALIVE AND STILL LIVING:			IF BORN ALIVE AND NOW DEAD:
	CHECK 216, 217 AND 221: IF 216=1 OR 217=1, THEN PREGNANCY OUTCOME = BORN ALIVE. IF 216=2 OR 3, THEN CHECK 221. IF 221 ≥ 7 MONTHS OR 28 WEEKS, THEN PREGNANCY OUTCOME = BORN DEAD. IF 221 < 7 MONTHS OR 28 WEEKS, FINAL PREGNANCY OUTCOME = MISCARRIAGE. IF 216=4, THEN PREGNANCY OUTCOME = ABORTION.	Is (NAME) still alive?	How old was (NAME) at (his/her) last birthday? RECORD AGE IN COMPLETED YEARS.	Is (NAME) living with you?	RECORD HOUSEHOLD LINE NUMBER OF CHILD. RECORD '00' IF CHILD NOT LISTED IN HOUSEHOLD.	How old was (NAME) when (he/she) died? IF '12 MONTHS' OR '1 YR', ASK: Did (NAME) have (his/her) first birthday? THEN ASK: Exactly how many months old was (NAME) when (he/she) died? RECORD DAYS IF LESS THAN 1 MONTH; MONTHS IF LESS THAN TWO YEARS; OR YEARS.
01	BORN ALIVE 1 BORN DEAD 2 MISCARRIAGE 3 ABORTION 4	YES 1 NO 2 (SKIP TO 228)	AGE IN YEARS <input style="width: 40px; height: 20px;" type="text"/>	YES 1 NO 2	HOUSEHOLD LINE NUMBER <input style="width: 40px; height: 20px;" type="text"/> (SKIP TO 223 IN NEXT ROW)	DAYS 1 <input style="width: 20px; height: 20px;" type="text"/> MONTHS 2 <input style="width: 20px; height: 20px;" type="text"/> YEARS 3 <input style="width: 20px; height: 20px;" type="text"/> (SKIP TO 223 IN NEXT ROW)
02	BORN ALIVE 1 BORN DEAD 2 MISCARRIAGE 3 ABORTION 4	YES 1 NO 2 (SKIP TO 228)	AGE IN YEARS <input style="width: 40px; height: 20px;" type="text"/>	YES 1 NO 2	HOUSEHOLD LINE NUMBER <input style="width: 40px; height: 20px;" type="text"/> (SKIP TO 223 IN NEXT ROW)	DAYS 1 <input style="width: 20px; height: 20px;" type="text"/> MONTHS 2 <input style="width: 20px; height: 20px;" type="text"/> YEARS 3 <input style="width: 20px; height: 20px;" type="text"/> (SKIP TO 223 IN NEXT ROW)
03	BORN ALIVE 1 BORN DEAD 2 MISCARRIAGE 3 ABORTION 4	YES 1 NO 2 (SKIP TO 228)	AGE IN YEARS <input style="width: 40px; height: 20px;" type="text"/>	YES 1 NO 2	HOUSEHOLD LINE NUMBER <input style="width: 40px; height: 20px;" type="text"/> (SKIP TO 223 IN NEXT ROW)	DAYS 1 <input style="width: 20px; height: 20px;" type="text"/> MONTHS 2 <input style="width: 20px; height: 20px;" type="text"/> YEARS 3 <input style="width: 20px; height: 20px;" type="text"/> (SKIP TO 223 IN NEXT ROW)

SECTION 2. REPRODUCTION

NO.	QUESTIONS AND FILTERS	CODING CATEGORIES	SKIP
230	<p>COMPARE 212 WITH NUMBER OF PREGNANCY OUTCOMES IN PREGNANCY HISTORY</p> <p>NUMBER IN PREGNANCY HISTORY IS GREATER THAN OR EQUAL TO 212 <input type="checkbox"/></p> <p>NUMBER IN PREGNANCY HISTORY IS LESS THAN 212 <input type="checkbox"/></p> <p>(PROBE AND RECONCILE) ←</p>		
232	Are you pregnant now?	<p>YES 1</p> <p>NO 2</p> <p>UNSURE 8</p>	→ 301
234	When you got pregnant, did you want to get pregnant at that time?	<p>YES 1</p> <p>NO 2</p>	→ 301
235	<p>CHECK 208: TOTAL NUMBER OF LIVE</p> <p>ONE OR MORE <input type="checkbox"/> NONE <input type="checkbox"/></p> <p>a) Did you want to have a baby later on or did you not want any more children?</p> <p>b) Did you want to have a baby later on or did you not want any children?</p>	<p>LATER 1</p> <p>NO MORE/NONE 2</p>	

SECTION 3. CONTRACEPTION

301	Now I would like to talk about family planning - the various ways or methods that a couple can use to delay or avoid a pregnancy. Have you ever heard of (METHOD)?		
01	Female Sterilization. PROBE: Women can have an operation to avoid having any more children.	YES 1 NO 2	
02	Male Sterilization. PROBE: Men can have an operation to avoid having any more children.	YES 1 NO 2	
03	IUD. PROBE: Women can have a loop or coil placed inside them by a doctor or a nurse which can prevent pregnancy for one or more years.	YES 1 NO 2	
04	Injectables. PROBE: Women can have an injection by a health provider that stops them from becoming pregnant for one or more months.	YES 1 NO 2	
05	Implants. PROBE: Women can have one or more small rods placed in their upper arm by a doctor or nurse which can prevent pregnancy for one or more years.	YES 1 NO 2	
06	Pill. PROBE: Women can take a pill every day to avoid becoming pregnant.	YES 1 NO 2	
07	Male Condom. PROBE: Men can put a rubber sheath on their penis before sexual intercourse.	YES 1 NO 2	
08	Female Condom. PROBE: Women can place a sheath in their vagina before sexual intercourse.	YES 1 NO 2	
09	Emergency Contraception. PROBE: As an emergency measure, within 3 days after they have unprotected sexual intercourse, women can take special pills to prevent pregnancy.	YES 1 NO 2	
10	Standard Days Method. PROBE: A woman uses a string of colored beads to know the days she can get pregnant. On the days she can get pregnant, she uses a condom or does not have sexual intercourse.	YES 1 NO 2	
11	Lactational Amenorrhea Method (LAM). PROBE: Up to 6 months after childbirth, before the menstrual period has returned, women use a method requiring frequent breastfeeding day and night.	YES 1 NO 2	
12	Rhythm Method. PROBE: To avoid pregnancy, women do not have sexual intercourse on the days of the month they think they can get pregnant.	YES 1 NO 2	
13	Withdrawal. PROBE: Men can be careful and pull out before climax/ ejaculation.	YES 1 NO 2	
14	Have you heard of any other ways or methods that women or men can use to avoid pregnancy?	YES, MODERN METHOD _____ A (SPECIFY) YES, TRADITIONAL METHOD _____ B (SPECIFY) NO Y	

SECTION 3. CONTRACEPTION

NO.	QUESTIONS AND FILTERS	CODING CATEGORIES	SKIP
302	CHECK 232: NOT PREGNANT <input type="checkbox"/> OR UNSURE ↓	PREGNANT <input type="checkbox"/> → 320	
303	Are you or your partner currently doing something or using any method to delay or avoid getting pregnant?	YES 1 NO 2	→ 307
304	Are you or your partner sterilized? IF YES: Who is sterilized, you or your partner?	YES, RESPONDENT STERILIZED ONLY 1 YES, PARTNER STERILIZED ONLY 2 YES, BOTH STERILIZED 3 NO, NEITHER STERILIZED 4	→ 306
305	CHECK 304: RESPONDENT <input type="checkbox"/> STERILIZED ONLY ↓ PROCEED TO 307. CIRCLE CODE 'A' AND FOLLOW THE SKIP INSTRUCTION.	PARTNER <input type="checkbox"/> STERILIZED ONLY ↓ PROCEED TO 307. CIRCLE CODE 'B' AND FOLLOW THE SKIP INSTRUCTION.	BOTH <input type="checkbox"/> STERILIZED ↓ PROCEED TO 307. CIRCLE CODE 'A' AND CODE 'B' AND FOLLOW THE SKIP INSTRUCTION.
306	Just to check, are you or your partner doing any of the following to avoid pregnancy: deliberately avoiding sex on certain days, using a condom, using withdrawal or using emergency contraception?	YES 1 NO 2	→ 320
307	Which method are you using? RECORD ALL MENTIONED. IF MORE THAN ONE METHOD MENTIONED, FOLLOW SKIP INSTRUCTION FOR HIGHEST METHOD IN LIST.	FEMALE STERILIZATION A MALE STERILIZATION B IUD C INJECTABLES D IMPLANTS E PILL F MALE CONDOM G FEMALE CONDOM H EMERGENCY CONTRACEPTION I STANDARD DAYS METHOD J LACTATIONAL AMENORRHEA METHOD K RHYTHM METHOD L WITHDRAWAL M OTHER MODERN METHOD X OTHER TRADITIONAL METHOD Y	→ 330 → 401 → 330 → 401
312	In what facility did the sterilization take place? PROBE TO IDENTIFY THE TYPE OF SOURCE. IF UNABLE TO DETERMINE IF PUBLIC, PRIVATE, OR NGO SECTOR, RECORD '96' AND WRITE THE NAME OF THE PLACE.	PUBLIC SECTOR GOVERNMENT HOSPITAL 11 GOVERNMENT HEALTH CENTER 12 GOVERNMENT DISPENSARY 13 MOBILE CLINIC 14 OTHER PUBLIC SECTOR _____ 16 (SPECIFY) PRIVATE MEDICAL SECTOR PRIVATE HOSPITAL 21 PRIVATE CLINIC 22 PRIVATE DOCTOR'S OFFICE 23 MOBILE CLINIC 24 OTHER PRIVATE MEDICAL SECTOR _____ 26 (SPECIFY) NGO MEDICAL SECTOR NGO HOSPITAL 31 NGO CLINIC 32 OTHER NGO MEDICAL SECTOR _____ 36 (SPECIFY) FBO MEDICAL SECTOR FBO/MISSION HOSPITAL 41 FBO/MISSION CLINIC 42 FBO MOBILE CLINIC 43 OTHER FBO SECTOR _____ 46 (SPECIFY) OTHER 96 (SPECIFY) DON'T KNOW 98	→ 401

SECTION 3. CONTRACEPTION

NO.	QUESTIONS AND FILTERS	CODING CATEGORIES	SKIP
320	Have you ever used anything or tried in any way to delay or avoid getting pregnant?	YES 1 NO 2	
812	Do you think you will use a contraceptive method to delay or avoid pregnancy at any time in the future?	YES 1 NO 2 DON'T KNOW 8	→ 401
330	Where did you obtain (CURRENT METHOD) the last time? PROBE TO IDENTIFY THE TYPE OF SOURCE. IF UNABLE TO DETERMINE IF PUBLIC, PRIVATE, OR NGO SECTOR, RECORD '96' AND WRITE THE NAME OF THE PLACE.	PUBLIC SECTOR GOVERNMENT HOSPITAL 11 GOVERNMENT HEALTH CENTER 12 GOVERNMENT DISPENSARY 13 MOBILE CLINIC 14 COMMUNITY HEALTH WORKER FIELDWORKER 15 OTHER PUBLIC SECTOR 16 (SPECIFY) PRIVATE MEDICAL SECTOR PRIVATE HOSPITAL 21 PRIVATE CLINIC 22 PHARMACY 23 PRIVATE DOCTOR 24 MOBILE CLINIC 25 COMMUNITY HEALTH WORKER FIELDWORKER 26 OTHER PRIVATE MEDICAL SECTOR 27 (SPECIFY) NGO MEDICAL SECTOR NGO HOSPITAL 31 NGO CLINIC 32 OTHER NGO MEDICAL SECTOR 36 (SPECIFY) FBO MEDICAL SECTOR FBO/MISSION HOSPITAL 41 FBO/MISSION CLINIC 42 FBO MOBILE CLINIC 43 OTHER FBO SECTOR 46 (SPECIFY) OTHER SOURCE SHOP 51 CHURCH 52 FRIEND/RELATIVE 53 OTHER 96 (SPECIFY)	→ 401

SECTION 4. PREGNANCY AND POSTNATAL CARE

NO.	QUESTIONS AND FILTERS	CODING CATEGORIES	SKIP
401	CHECK 220 AND 225: ONE OR MORE PREGNANCY OUTCOMES 0-35 MONTHS BEFORE THE SURVEY <input type="checkbox"/>	NO PREGNANCY OUTCOMES 0-35 MONTHS BEFORE THE SURVEY <input type="checkbox"/>	→ 601
402	CHECK 220. LIST THE PREGNANCY HISTORY NUMBER IN 215 FOR EACH PREGNANCY OUTCOME 0-35 MONTHS BEFORE THE SURVEY, STARTING FROM THE LAST ONE. CLASSIFY EACH PREGNANCY OUTCOME BY TYPE USING 223 AND THE ORDER OF OUTCOMES IN THE PREGNANCY HISTORY. PREGNANCY OUTCOME TYPE MOST RECENT LIVE BIRTH 1 PRIOR LIVE BIRTH 2 MOST RECENT STILLBIRTH 3 PRIOR STILLBIRTH 4 ABORTION OR MISCARRIAGE 5 PREGNANCY HISTORY NUMBER .. <input type="text"/> <input type="text"/> PREGNANCY OUTCOME TYPE <input type="text"/> PREGNANCY HISTORY NUMBER .. <input type="text"/> <input type="text"/> PREGNANCY OUTCOME TYPE <input type="text"/> PREGNANCY HISTORY NUMBER .. <input type="text"/> <input type="text"/> PREGNANCY OUTCOME TYPE <input type="text"/> PREGNANCY HISTORY NUMBER .. <input type="text"/> <input type="text"/> PREGNANCY OUTCOME TYPE <input type="text"/> PREGNANCY HISTORY NUMBER .. <input type="text"/> <input type="text"/> PREGNANCY OUTCOME TYPE <input type="text"/> PREGNANCY HISTORY NUMBER .. <input type="text"/> <input type="text"/> PREGNANCY OUTCOME TYPE <input type="text"/>		
403	Now I would like to ask some questions about your pregnancies in the last 3 years. (We will talk about each separately, starting with the last one you had.)		
404	PREGNANCY HISTORY NUMBER FROM 402.	PREGNANCY HISTORY NUMBER <input type="text"/> <input type="text"/>	
405	PREGNANCY OUTCOME TYPE FROM 402.	MOST RECENT LIVE BIRTH 1 PRIOR LIVE BIRTH 2 MOST RECENT STILLBIRTH 3 PRIOR STILLBIRTH 4 MISCARRIAGE/ABORTION 5	→ 407
406	RECORD DATE PREGNANCY ENDED FROM 220.	DAY <input type="text"/> <input type="text"/> MONTH <input type="text"/> <input type="text"/> YEAR..... <input type="text"/> <input type="text"/> <input type="text"/> <input type="text"/>	→ 408
407	RECORD NAME FROM 218. NAME		
408	CHECK 405: PREGNANCY TYPE 1 OR 2 <input type="checkbox"/> PREGNANCY TYPE 3, 4, OR 5 <input type="checkbox"/> a) When you got pregnant with (NAME), did you want to get pregnant at that time? b) When you got pregnant with the pregnancy that ended in (DATE FROM 406), did you want to get pregnant at that time?	YES 1 NO 2	→ 411

415	<p>Where did you receive antenatal care for this pregnancy?</p> <p>Anywhere else?</p> <p>PROBE TO IDENTIFY THE TYPE OF SOURCE.</p> <p>IF UNABLE TO DETERMINE IF PUBLIC, PRIVATE, OR NGO SECTOR, RECORD 'X' AND WRITE THE NAME OF THE PLACE(S).</p>	<p>HOME HER HOME A OTHER HOME B</p> <p>PUBLIC SECTOR GOVERNMENT HOSPITAL C GOVERNMENT HEALTH CENTER D GOVERNMENT DISPENSARY E OTHER PUBLIC SECTOR F (SPECIFY)</p> <p>PRIVATE MEDICAL SECTOR PRIVATE HOSPITAL G PRIVATE CLINIC H OTHER PRIVATE MEDICAL SECTOR I (SPECIFY)</p> <p>NGO MEDICAL SECTOR NGO HOSPITAL J NGO CLINIC K OTHER NGO MEDICAL SECTOR L (SPECIFY)</p> <p>FBO MEDICAL SECTOR FBO/MISSION HOSPITAL M FBO/MISSION CLINIC N OTHER FBO MEDICAL SECTOR O (SPECIFY)</p> <p>OTHER X (SPECIFY)</p>																																	
416	<p>How many weeks or months pregnant were you when you first received antenatal care for this pregnancy?</p>	<p>WEEKS 1 <table border="1" data-bbox="1141 1030 1257 1086"><tr><td></td><td></td></tr><tr><td></td><td></td></tr></table></p> <p>MONTHS 2 <table border="1" data-bbox="1141 1086 1257 1142"><tr><td></td><td></td></tr><tr><td></td><td></td></tr></table></p> <p>DON'T KNOW 998</p>																																	
417	<p>How many times did you receive antenatal care during this pregnancy?</p>	<p>NUMBER OF TIMES <table border="1" data-bbox="1141 1209 1257 1265"><tr><td></td><td></td></tr><tr><td></td><td></td></tr></table></p> <p>DON'T KNOW 98</p>																																	
418	<p>As part of your antenatal care during this pregnancy, did a healthcare provider do any of the following:</p> <p>a) Measure your blood pressure?</p> <p>b) Take a urine sample?</p> <p>c) Take a blood sample?</p> <p>d) Listen to the baby's heartbeat?</p> <p>e) Talk with you about which foods you should eat?</p> <p>f) Talk with you about breastfeeding?</p> <p>g) Ask you if you had vaginal bleeding?</p>	<table border="1"> <thead> <tr> <th></th> <th>YES</th> <th>NO</th> <th>DK</th> </tr> </thead> <tbody> <tr> <td>a) BP</td> <td>1</td> <td>2</td> <td>8</td> </tr> <tr> <td>b) URINE</td> <td>1</td> <td>2</td> <td>8</td> </tr> <tr> <td>c) BLOOD</td> <td>1</td> <td>2</td> <td>8</td> </tr> <tr> <td>d) HEARTBEAT</td> <td>1</td> <td>2</td> <td>8</td> </tr> <tr> <td>e) FOODS</td> <td>1</td> <td>2</td> <td>8</td> </tr> <tr> <td>f) BREASTFEED</td> <td>1</td> <td>2</td> <td>8</td> </tr> <tr> <td>g) BLEEDING</td> <td>1</td> <td>2</td> <td>8</td> </tr> </tbody> </table>		YES	NO	DK	a) BP	1	2	8	b) URINE	1	2	8	c) BLOOD	1	2	8	d) HEARTBEAT	1	2	8	e) FOODS	1	2	8	f) BREASTFEED	1	2	8	g) BLEEDING	1	2	8	
	YES	NO	DK																																
a) BP	1	2	8																																
b) URINE	1	2	8																																
c) BLOOD	1	2	8																																
d) HEARTBEAT	1	2	8																																
e) FOODS	1	2	8																																
f) BREASTFEED	1	2	8																																
g) BLEEDING	1	2	8																																

419	CHECK 405: PREGNANCY OUTCOME TYPE		
	MOST RECENT LIVE BIRTH <input type="checkbox"/>	MOST RECENT STILLBIRTH <input type="checkbox"/>	→ 426
420	During this pregnancy, were you given an injection in the arm to prevent the baby from getting tetanus after birth?	YES 1 NO 2 DON'T KNOW 8	→ 423
421	During this pregnancy, how many times did you get a tetanus injection?	TIMES <input type="text"/> DON'T KNOW 8	
422	CHECK 421:		
	ONE TIME OR DK <input type="checkbox"/>	TWO OR MORE TIMES <input type="checkbox"/>	→ 426
423	At any time before this pregnancy, did you receive any tetanus injections?	YES 1 NO 2 DON'T KNOW 8	→ 426
424	Before this pregnancy, how many times did you receive a tetanus injection?	TIMES <input type="text"/> IF 7 OR MORE TIMES, RECORD DON'T KNOW 8	
425	CHECK 424:		
	ONLY ONE <input type="checkbox"/> ↓ a) How many years ago did you receive that tetanus injection?	MORE THAN ONE <input type="checkbox"/> ↓ b) How many years ago did you receive the last tetanus injection prior to this pregnancy?	YEARS AGO <input type="text"/> <input type="text"/>
426	During this pregnancy, were you given or did you buy any iron tablets/IFAS or iron syrup?	YES 1 NO 2 DON'T KNOW 8	→ 434
	SHOW TABLETS/SYRUP/MULTIPLE MICRONUTRIENT SUPPLEMENT.		

427	<p>Where did you get the iron tablets/IFAS or syrup?</p> <p>Anywhere else?</p> <p>PROBE TO IDENTIFY THE TYPE OF SOURCE.</p> <p>IF UNABLE TO DETERMINE IF PUBLIC, PRIVATE, OR NGO SECTOR, RECORD 'X' AND WRITE THE NAME OF THE PLACE(S).</p>	<p>PUBLIC SECTOR</p> <p>GOVERNMENT HOSPITAL A</p> <p>GOVERNMENT HEALTH CENTER B</p> <p>GOVERNMENT DISPENSARY C</p> <p>MOBILE CLINIC D</p> <p>COMMUNITY HEALTH WORKER/ FIELDWORKER E</p> <p>OTHER PUBLIC SECTOR F</p> <p>(SPECIFY)</p> <p>PRIVATE MEDICAL SECTOR</p> <p>PRIVATE HOSPITAL G</p> <p>PRIVATE CLINIC H</p> <p>PHARMACY I</p> <p>PRIVATE DOCTOR J</p> <p>MOBILE CLINIC K</p> <p>COMMUNITY HEALTH WORKER/ FIELDWORKER L</p> <p>OTHER PRIVATE MEDICAL SECTOR M</p> <p>(SPECIFY)</p> <p>NGO MEDICAL SECTOR</p> <p>NGO HOSPITAL N</p> <p>NGO CLINIC O</p> <p>OTHER NGO MEDICAL SECTOR P</p> <p>(SPECIFY)</p> <p>FBO MEDICAL SECTOR</p> <p>FBO/MISSION HOSPITAL Q</p> <p>FBO/MISSION CLINIC R</p> <p>FBO MOBILE CLINIC S</p> <p>OTHER FBO MEDICAL SECTOR T</p> <p>(SPECIFY)</p> <p>OTHER SOURCE</p> <p>SHOP U</p> <p>MARKET V</p> <p>MASS DISTRIBUTION CAMPAIGN W</p> <p>OTHER X</p> <p>(SPECIFY)</p>	
428	<p>During the whole pregnancy, for how many days did you take the iron tablets/IFAS or syrup?</p> <p>IF ANSWER IS NOT NUMERIC, PROBE FOR APPROXIMATE NUMBER OF DAYS.</p>	<p>DAYS <input type="text"/> <input type="text"/> <input type="text"/></p> <p>DON'T KNOW998</p>	
434	<p>CHECK 405:</p> <div style="display: flex; justify-content: space-around;"> <div style="text-align: center;"> <p>PREGNANCY TYPE 1 OR 2 <input type="checkbox"/></p> <p>a) Who assisted with the delivery of (NAME)?</p> <p>Anyone else?</p> </div> <div style="text-align: center;"> <p>PREGNANCY TYPE 3 OR 4 <input type="checkbox"/></p> <p>b) Who assisted with the delivery of the stillbirth you had in (DATE FROM 406)?</p> <p>Anyone else?</p> </div> </div> <p>PROBE FOR THE TYPE(S) OF PERSON(S) AND RECORD ALL MENTIONED.</p> <p>IF RESPONDENT SAYS NO ONE ASSISTED, PROBE TO DETERMINE WHETHER ANY ADULTS WERE PRESENT AT THE DELIVERY.</p>	<p>HEALTH PERSONNEL</p> <p>DOCTOR A</p> <p>NURSE/MIDWIFE/CLINICAL OFFICER .. B</p> <p>OTHER PERSON</p> <p>TRADITIONAL BIRTH ATTENDANT D</p> <p>RELATIVE/FRIEND E</p> <p>OTHER X</p> <p>(SPECIFY)</p> <p>NO ONE ASSISTED Y</p>	

435	<p>CHECK 405:</p> <div style="display: flex; justify-content: space-around;"> <div style="text-align: center;"> PREGNANCY TYPE 1 OR 2 ↓ <input type="checkbox"/> </div> <div style="text-align: center;"> PREGNANCY TYPE 3 OR 4 ↓ <input type="checkbox"/> </div> </div> <p>a) Where did you give birth to (NAME)? b) Where did you deliver this stillbirth?</p> <p>PROBE TO IDENTIFY THE TYPE OF SOURCE.</p> <p>IF UNABLE TO DETERMINE IF PUBLIC, PRIVATE, OR NGO SECTOR, RECORD '96' AND WRITE THE NAME OF THE PLACE.</p>	<p>HOME</p> <p>HER HOME 11 → 437</p> <p>OTHER HOME 12</p> <p>PUBLIC SECTOR</p> <p>GOVERNMENT HOSPITAL 21</p> <p>GOVERNMENT HEALTH CENTER 22</p> <p>GOVERNMENT DISPENSARY 23</p> <p>OTHER PUBLIC SECTOR 26</p> <p style="text-align: center;">(SPECIFY)</p> <p>PRIVATE MEDICAL SECTOR</p> <p>PRIVATE HOSPITAL 31</p> <p>PRIVATE CLINIC 32</p> <p>OTHER PRIVATE MEDICAL SECTOR 36</p> <p style="text-align: center;">(SPECIFY)</p> <p>NGO MEDICAL SECTOR</p> <p>NGO HOSPITAL #</p> <p>NGO CLINIC 42</p> <p>OTHER NGO MEDICAL SECTOR 46</p> <p style="text-align: center;">(SPECIFY)</p> <p>FBO MEDICAL SECTOR</p> <p>FBO/MISSION HOSPITAL 51</p> <p>FBO/MISSION CLINIC 52</p> <p>OTHER FBO MEDICAL SECTOR #</p> <p style="text-align: center;">(SPECIFY)</p> <p>OTHER 96 → 437</p> <p style="text-align: center;">(SPECIFY)</p>
436	<p>CHECK 405:</p> <div style="display: flex; justify-content: space-around;"> <div style="text-align: center;"> PREGNANCY TYPE 1 OR 2 ↓ <input type="checkbox"/> </div> <div style="text-align: center;"> PREGNANCY TYPE 3 OR 4 ↓ <input type="checkbox"/> </div> </div> <p>a) Was (NAME) delivered by caesarean, that is, did they cut your belly open to take the baby out? b) Was this stillbirth delivered by caesarean, that is, did they cut your belly open to take the baby out?</p>	<p>YES 1</p> <p>NO 2</p>
437	CHECK 405: PREGNANCY OUTCOME TYPE	<p>MOST RECENT LIVE BIRTH 1</p> <p>PRIOR LIVE BIRTH 2 → 445</p> <p>MOST RECENT STILLBIRTH 3 → 487</p> <p>PRIOR STILLBIRTH 4</p>
444	CHECK 405: PREGNANCY OUTCOME TYPE	<p style="text-align: center;">MOST RECENT LIVE BIRTH ↓ <input type="checkbox"/></p> <p style="text-align: center;">PRIOR LIVE BIRTH <input type="checkbox"/> → 480</p>
445	CHECK 435: PLACE OF DELIVERY	<p style="text-align: center;">FACILITY BIRTH: ANY CODE 21 THROUGH 56 CIRCLED ↓ <input type="checkbox"/></p> <p style="text-align: center;">CODE 11, 12, OR 96 CIRCLED <input type="checkbox"/> → 464</p>

447	<p>CHECK 405:</p> <div style="display: flex; justify-content: space-around;"> <div style="text-align: center;"> PREGNANCY TYPE 1 <input type="checkbox"/> ↓ </div> <div style="text-align: center;"> PREGNANCY TYPE 3 <input type="checkbox"/> ↓ </div> </div> <div style="display: flex;"> <div style="flex: 1;"> a) How long after (NAME) was delivered did you stay in (FACILITY IN 435)? </div> <div style="flex: 1;"> b) For the stillbirth you had in (DATE FROM 406), how long after the baby was born did you stay in (FACILITY IN 435)? </div> </div> <p>IF LESS THAN ONE DAY, RECORD HOURS; IF LESS THAN ONE WEEK, RECORD DAYS.</p>	HOURS 1 <table border="1" style="display: inline-table; vertical-align: middle;"><tr><td></td><td></td></tr><tr><td></td><td></td></tr><tr><td></td><td></td></tr></table> DAYS 2 <table border="1" style="display: inline-table; vertical-align: middle;"><tr><td></td><td></td></tr><tr><td></td><td></td></tr><tr><td></td><td></td></tr></table> WEEKS 3 <table border="1" style="display: inline-table; vertical-align: middle;"><tr><td></td><td></td></tr><tr><td></td><td></td></tr><tr><td></td><td></td></tr></table> DON'T KNOW998																			
448	<p>I would like to talk to you about checks on your health after delivery, for example, someone asking you questions about your health or examining you.</p> <p>Before you left the facility, did anyone check on your health?</p>	YES 1 NO 2	→ 451																		
449	<p>How long after delivery did the first check take place?</p> <p>IF LESS THAN ONE DAY, RECORD HOURS; IF LESS THAN ONE WEEK, RECORD DAYS.</p>	HOURS 1 <table border="1" style="display: inline-table; vertical-align: middle;"><tr><td></td><td></td></tr><tr><td></td><td></td></tr><tr><td></td><td></td></tr></table> DAYS 2 <table border="1" style="display: inline-table; vertical-align: middle;"><tr><td></td><td></td></tr><tr><td></td><td></td></tr><tr><td></td><td></td></tr></table> WEEKS 3 <table border="1" style="display: inline-table; vertical-align: middle;"><tr><td></td><td></td></tr><tr><td></td><td></td></tr><tr><td></td><td></td></tr></table> DON'T KNOW998																			
450	<p>Who checked on your health at that time?</p> <p>PROBE FOR MOST QUALIFIED PERSON.</p>	HEALTH PERSONNEL DOCTOR 11 NURSE/MIDWIFE/CLINICAL OFFICER .. 12 OTHER PERSON TRADITIONAL BIRTH ATTENDANT .. 21 COMMUNITY HEALTH WORKER/ FIELD WORKER 22 OTHER _____ 96 (SPECIFY)																			
451	<p>CHECK 405: PREGNANCY OUTCOME TYPE</p> <div style="display: flex; justify-content: space-around;"> <div style="text-align: center;"> MOST RECENT LIVE BIRTH <input type="checkbox"/> ↓ </div> <div style="text-align: center;"> MOST RECENT STILLBIRTH <input type="checkbox"/> </div> </div>		→ 455																		
452	<p>Now I would like to talk to you about checks on (NAME'S) health -- for example, someone examining (NAME), checking the cord, or talking to you about how to care for (NAME).</p> <p>Before (NAME) left the facility, did anyone check on (NAME'S) health?</p>	YES 1 NO 2 DON'T KNOW 8	→ 454A																		
453	<p>How long after delivery was (NAME)'s health first checked?</p> <p>IF LESS THAN ONE DAY, RECORD HOURS; IF LESS THAN ONE WEEK, RECORD DAYS.</p>	HOURS 1 <table border="1" style="display: inline-table; vertical-align: middle;"><tr><td></td><td></td></tr><tr><td></td><td></td></tr><tr><td></td><td></td></tr></table> DAYS 2 <table border="1" style="display: inline-table; vertical-align: middle;"><tr><td></td><td></td></tr><tr><td></td><td></td></tr><tr><td></td><td></td></tr></table> WEEKS 3 <table border="1" style="display: inline-table; vertical-align: middle;"><tr><td></td><td></td></tr><tr><td></td><td></td></tr><tr><td></td><td></td></tr></table> DON'T KNOW998																			

454	Who checked on (NAME)'s health at that time? PROBE FOR MOST QUALIFIED PERSON.	HEALTH PERSONNEL DOCTOR 11 NURSE/MIDWIFE/CLINICAL OFFICER .. 12 OTHER PERSON TRADITIONAL BIRTH ATTENDANT 21 COMMUNITY HEALTH WORKER/ FIELD WORKER 22 OTHER 96 (SPECIFY)																			
454A	How long after delivery did (NAME) stay in the (FACILITY IN 435)? IF LESS THAN ONE DAY, RECORD HOURS; IF LESS THAN ONE WEEK, RECORD DAYS.	HOURS 1 <table border="1"><tr><td></td><td></td></tr><tr><td></td><td></td></tr><tr><td></td><td></td></tr></table> DAYS 2 <table border="1"><tr><td></td><td></td></tr><tr><td></td><td></td></tr><tr><td></td><td></td></tr></table> WEEKS 3 <table border="1"><tr><td></td><td></td></tr><tr><td></td><td></td></tr><tr><td></td><td></td></tr></table> DON'T KNOW998																			
455	Now I would like to talk to you about what happened after you left the facility. Did anyone check on your health after you left the facility?	YES 1 NO 2	→ 459																		
456	How long after delivery did that check take place? IF LESS THAN ONE DAY, RECORD HOURS; IF LESS THAN ONE WEEK, RECORD DAYS.	HOURS 1 <table border="1"><tr><td></td><td></td></tr><tr><td></td><td></td></tr><tr><td></td><td></td></tr></table> DAYS 2 <table border="1"><tr><td></td><td></td></tr><tr><td></td><td></td></tr><tr><td></td><td></td></tr></table> WEEKS 3 <table border="1"><tr><td></td><td></td></tr><tr><td></td><td></td></tr><tr><td></td><td></td></tr></table> DON'T KNOW998																			
457	Who checked on your health at that time? PROBE FOR MOST QUALIFIED PERSON.	HEALTH PERSONNEL DOCTOR 11 NURSE/MIDWIFE/CLINICAL OFFICER .. 12 OTHER PERSON TRADITIONAL BIRTH ATTENDANT 21 COMMUNITY HEALTH WORKER/ FIELD WORKER 22 OTHER 96 (SPECIFY)																			

458	<p>Where did the check take place?</p> <p>PROBE TO IDENTIFY THE TYPE OF SOURCE.</p> <p>IF UNABLE TO DETERMINE IF PUBLIC, PRIVATE, OR NGO SECTOR, RECORD '96' AND WRITE THE NAME OF THE PLACE.</p>	<p>HOME HER HOME 11 OTHER HOME 12</p> <p>PUBLIC SECTOR GOVERNMENT HOSPITAL 21 GOVERNMENT HEALTH CENTE 22 GOVERNMENT DISPENSARY 23 OTHER PUBLIC SECTOR 26 (SPECIFY)</p> <p>PRIVATE MEDICAL SECTOR PRIVATE HOSPITAL 31 PRIVATE CLINIC 32 OTHER PRIVATE MEDICAL SECTOR 36 (SPECIFY)</p> <p>NGO MEDICAL SECTOR NGO HOSPITAL 41 NGO CLINIC 42 OTHER NGO MEDICAL SECTOR 46 (SPECIFY)</p> <p>FBO MEDICAL SECTOR FBO/MISSION HOSPITAL 51 FBO/MISSION CLINIC 52 OTHER FBO MEDICAL SECTOR 56 (SPECIFY)</p> <p>OTHER 96 (SPECIFY)</p>	
459	<p>CHECK 405: PREGNANCY OUTCOME TYPE</p> <div style="display: flex; justify-content: space-around;"> <div style="text-align: center;"> MOST RECENT LIVE BIRTH <input type="checkbox"/> </div> <div style="text-align: center;"> MOST RECENT <input type="checkbox"/> STILLBIRTH </div> </div>		→ 479
460	<p>After (NAME) left (FACILITY IN 435) did any health care provider or a traditional birth attendant check on (NAME)'s health?</p>	<p>YES 1 NO 2 DON'T KNOW 8</p>	→ 479
461	<p>How long after the birth of (NAME) did that check take place?</p> <p>IF LESS THAN ONE DAY, RECORD HOURS; IF LESS THAN ONE WEEK, RECORD DAYS.</p>	<p>HOURS 1</p> <p>DAYS 2</p> <p>WEEKS 3</p> <p>DON'T KNOW998</p>	
462	<p>Who checked on (NAME)'s health at that time?</p> <p>PROBE FOR MOST QUALIFIED PERSON.</p>	<p>HEALTH PERSONNEL DOCTOR 11 NURSE/MIDWIFE/CLINICAL OFFICER .. 12</p> <p>OTHER PERSON TRADITIONAL BIRTH ATTENDANT ... 21 COMMUNITY HEALTH WORKER/ FIELD WORKER 22</p> <p>OTHER 96 (SPECIFY)</p>	

463	<p>Where did this check of (NAME) take place?</p> <p>PROBE TO IDENTIFY THE TYPE OF SOURCE.</p> <p>IF UNABLE TO DETERMINE IF PUBLIC, PRIVATE, OR NGO SECTOR, RECORD '96' AND WRITE THE NAME OF THE PLACE.</p>	<p>HOME</p> <p>HER HOME 11</p> <p>OTHER HOME 12</p> <p>PUBLIC SECTOR</p> <p>GOVERNMENT HOSPITAL 21</p> <p>GOVERNMENT HEALTH CENTER 22</p> <p>GOVERNMENT DISPENSARY 23</p> <p>OTHER PUBLIC SECTOR 26</p> <p>(SPECIFY)</p> <p>PRIVATE MEDICAL SECTOR</p> <p>PRIVATE HOSPITAL 31</p> <p>PRIVATE CLINIC 32</p> <p>OTHER PRIVATE MEDICAL SECTOR 36</p> <p>(SPECIFY)</p> <p>NGO MEDICAL SECTOR</p> <p>NGO HOSPITAL 41</p> <p>NGO CLINIC 42</p> <p>OTHER NGO MEDICAL SECTOR 46</p> <p>(SPECIFY)</p> <p>FBO MEDICAL SECTOR</p> <p>FBO/MISSION HOSPITAL 51</p> <p>FBO/MISSION CLINIC 52</p> <p>OTHER FBO MEDICAL SECTOR 56</p> <p>(SPECIFY)</p> <p>OTHER 96</p> <p>(SPECIFY)</p>	<p>→ 479</p>
464	<p>CHECK 405:</p> <div style="display: flex; justify-content: space-between;"> <div style="width: 45%;"> <p>PREGNANCY TYPE 1 <input type="checkbox"/></p> <p>a) I would like to talk to you about checks on your health after delivery, for example, someone asking you questions about your health or examining you. Did anyone check on your health after you gave birth to (NAME)?</p> </div> <div style="width: 45%;"> <p>PREGNANCY TYPE 3 <input type="checkbox"/></p> <p>b) I would like to talk to you about checks on your health after delivery, for example, someone asking you questions about your health or examining you. Did anyone check on your health after you delivered the stillbirth you had in (DATE FROM 406)?</p> </div> </div>	<p>YES 1</p> <p>NO 2</p>	<p>→ 468</p>

465	<p>How long after delivery did the first check take place?</p> <p>IF LESS THAN ONE DAY, RECORD HOURS; IF LESS THAN ONE WEEK, RECORD DAYS.</p>	<p>HOURS 1 <table border="1" style="display: inline-table; vertical-align: middle;"><tr><td></td><td></td></tr><tr><td></td><td></td></tr></table></p> <p>DAYS 2 <table border="1" style="display: inline-table; vertical-align: middle;"><tr><td></td><td></td></tr><tr><td></td><td></td></tr></table></p> <p>WEEKS 3 <table border="1" style="display: inline-table; vertical-align: middle;"><tr><td></td><td></td></tr><tr><td></td><td></td></tr></table></p> <p>DON'T KNOW998</p>													
466	<p>Who checked on your health at that time?</p> <p>PROBE FOR MOST QUALIFIED PERSON.</p>	<p>HEALTH PERSONNEL</p> <p>DOCTOR 11</p> <p>NURSE/MIDWIFE/CLINICAL OFFICER .. 12</p> <p>OTHER PERSON</p> <p>TRADITIONAL BIRTH ATTENDANT ... 21</p> <p>COMMUNITY HEALTH WORKER/ FIELD WORKER 22</p> <p>OTHER96 (SPECIFY)</p>													
467	<p>Where did this first check take place?</p> <p>PROBE TO IDENTIFY THE TYPE OF SOURCE.</p> <p>IF UNABLE TO DETERMINE IF PUBLIC, PRIVATE, OR NGO SECTOR, RECORD '96' AND WRITE THE NAME OF THE PLACE.</p>	<p>HOME</p> <p>HER HOME 11</p> <p>OTHER HOME 12</p> <p>PUBLIC SECTOR</p> <p>GOVERNMENT HOSPITAL 21</p> <p>GOVERNMENT HEALTH CENTE..... 22</p> <p>GOVERNMENT DISPENSARY..... 23</p> <p>OTHER PUBLIC SECTOR26 (SPECIFY)</p> <p>PRIVATE MEDICAL SECTOR</p> <p>PRIVATE HOSPITAL 31</p> <p>PRIVATE CLINIC 32</p> <p>OTHER PRIVATE MEDICAL SECTOR36 (SPECIFY)</p> <p>NGO MEDICAL SECTOR</p> <p>NGO HOSPITAL 41</p> <p>NGO CLINIC 42</p> <p>OTHER NGO MEDICAL SECTOR46 (SPECIFY)</p> <p>FBO MEDICAL SECTOR</p> <p>FBO/MISSION HOSPITAL 51</p> <p>FBO/MISSION CLINIC 52</p> <p>OTHER FBO MEDICAL SECTOR56 (SPECIFY)</p> <p>OTHER96 (SPECIFY)</p>													

468	CHECK 405: PREGNANCY OUTCOME TYPE																				
	MOST RECENT LIVE BIRTH <input type="checkbox"/>	MOST RECENT <input type="checkbox"/> STILLBIRTH	→ 479																		
469	I would like to talk to you about checks on (NAME's) health -- for example, someone examining (NAME), checking the cord, or talking to you about how to care for (NAME). After (NAME) was born, did any health care provider or a traditional birth attendant check on (NAME's) health?	YES 1 NO 2 DON'T KNOW 8	→ 479																		
470	How long after the birth of (NAME) did that check take place? IF LESS THAN ONE DAY, RECORD HOURS; IF LESS THAN ONE WEEK, RECORD DAYS.	HOURS 1 <table border="1" style="display: inline-table; vertical-align: middle;"><tr><td></td><td></td></tr><tr><td></td><td></td></tr><tr><td></td><td></td></tr></table> DAYS 2 <table border="1" style="display: inline-table; vertical-align: middle;"><tr><td></td><td></td></tr><tr><td></td><td></td></tr><tr><td></td><td></td></tr></table> WEEKS 3 <table border="1" style="display: inline-table; vertical-align: middle;"><tr><td></td><td></td></tr><tr><td></td><td></td></tr><tr><td></td><td></td></tr></table> DON'T KNOW998																			
471	Who checked on (NAME)'s health at that time? PROBE FOR MOST QUALIFIED PERSON.	HEALTH PERSONNEL DOCTOR 11 NURSE/MIDWIFE/CLINICAL OFFICER .. 12 OTHER PERSON TRADITIONAL BIRTH ATTENDANT .. 21 COMMUNITY HEALTH WORKER/ FIELD WORKER 22 OTHER 96 (SPECIFY)																			
472	Where did this first check of (NAME) take place? PROBE TO IDENTIFY THE TYPE OF SOURCE. IF UNABLE TO DETERMINE IF PUBLIC, PRIVATE, OR NGO SECTOR, RECORD '96' AND WRITE THE NAME OF THE PLACE.	HOME HER HOME 11 OTHER HOME 12 PUBLIC SECTOR GOVERNMENT HOSPITAL 21 GOVERNMENT HEALTH CENTER 22 GOVERNMENT DISPENSARY 23 OTHER PUBLIC SECTOR 26 (SPECIFY) PRIVATE MEDICAL SECTOR PRIVATE HOSPITAL 31 PRIVATE CLINIC 32 OTHER PRIVATE MEDICAL SECTOR 36 (SPECIFY) NGO MEDICAL SECTOR NGO HOSPITAL 41 NGO CLINIC 42 OTHER NGO MEDICAL SECTOR 46 (SPECIFY) FBO MEDICAL SECTOR FBO/MISSION HOSPITAL 51 FBO/MISSION CLINIC 52 OTHER FBO MEDICAL SECTOR 56 (SPECIFY) OTHER 96 (SPECIFY)																			
479	CHECK 405: PREGNANCY OUTCOME TYPE	MOST RECENT LIVE BIRTH 1 MOST RECENT STILLBIRTH 3 MISCARRIAGE/ABORTION 5	→ 487																		

480	Did you ever breastfeed (NAME)?	YES 1 NO 2	→ 487
484	CHECK 224 FOR CHILD: LIVING <input type="checkbox"/> DEAD <input type="checkbox"/>		→ 487
485	Are you still breastfeeding (NAME)?	YES 1 NO 2	
487	CHECK 402: ANY MORE PREGNANCY OUTCOMES 0-35 MONTHS BEFORE THE SURVEY? <div style="display: flex; justify-content: space-around;"> <div style="text-align: center;"> MORE PREGNANCY OUTCOMES 0-35 MONTHS BEFORE THE SURVEY <input type="checkbox"/> (GO TO 404 FOR THE NEXT PREGNANCY OUTCOME) </div> <div style="text-align: center;"> NO MORE PREGNANCY <input type="checkbox"/> OUTCOMES 0-35 MONTHS BEFORE THE SURVEY </div> </div>		→ 501

SECTION 5. CHILD IMMUNIZATION

NO.	QUESTIONS AND FILTERS	CODING CATEGORIES	SKIP
501	CHECK 220, 224 AND 225 IN THE PREGNANCY HISTORY: ANY SURVIVING CHILDREN BORN 0-35 MONTHS BEFORE THE SURVEY? ONE OR MORE SURVIVING CHILDREN BORN 0-35 MONTHS BEFORE THE SURVEY <input type="checkbox"/>	NO SURVIVING CHILDREN BORN 0-35 MONTHS BEFORE THE SURVEY <input type="checkbox"/>	→ 601
502	Now I would like to ask some questions about vaccinations received by your children born in the last 3 years. (We will talk about each separately, starting with the youngest.)		
503	RECORD THE NAME AND PREGNANCY HISTORY NUMBER FROM 215 AND 218 OF THE SURVIVING CHILDREN BORN 0-35 MONTHS BEFORE THE SURVEY, STARTING WITH THE LAST ONE. NAME OF CHILD _____ PREGNANCY HISTORY NUMBER .. <input type="text"/> <input type="text"/>		
504	Do you have a card or other document where (NAME)'s vaccinations are written down?	YES, HAS ONLY A CARD 1 YES, HAS ONLY ANOTHER DOCUMENT 2 YES, HAS CARD AND OTHER DOCUMENT .. 3 NO, NO CARD AND NO OTHER DOCUMENT .. 4	→ 507 → 507
505	Did you ever have a vaccination card for (NAME)?	YES 1 NO 2	
506	CHECK 504: CODE '2' CIRCLED <input type="checkbox"/>	CODE '4' CIRCLED <input type="checkbox"/>	→ 513
507	May I see the card or other document where (NAME)'s vaccinations are written down?	YES, ONLY CARD SEEN 1 YES, ONLY OTHER DOCUMENT SEEN 2 YES, CARD AND OTHER DOCUMENT SEEN .. 3 NO CARD AND NO OTHER DOCUMENT SEEN 4	→ 513
508	RECORD (NAME'S) DATE OF BIRTH FROM THE VACCINATION CARD OR OTHER DOCUMENT.	DAY <input type="text"/> <input type="text"/> MONTH <input type="text"/> <input type="text"/> YEAR <input type="text"/> <input type="text"/> <input type="text"/> <input type="text"/> DATE OF BIRTH NOT ON CARD 95	

SECTION 5. CHILD IMMUNIZATION

NO.	QUESTIONS AND FILTERS	CODING CATEGORIES	SKIP																																																																																
	NAME OF LIVE BIRT _____	PREGNANCY HISTORY NUMBER <table border="1" style="display: inline-table; vertical-align: middle;"><tr><td style="width: 20px; height: 20px;"></td><td style="width: 20px; height: 20px;"></td></tr></table>																																																																																	
509	<p>COPY VACCINATION DATES FROM THE CARD FOR (NAME). RECORD '44' IN 'DAY' COLUMN IF CARD SHOWS THAT A DOSE WAS GIVEN, BUT NO DATE IS RECORDED. RECORD '00' IN 'DAY' COLUMN IF CARD IS BLANK FOR THE DOSE.</p> <table border="1" style="width: 100%; border-collapse: collapse;"> <thead> <tr> <th></th> <th>DAY</th> <th>MONTH</th> <th>YEAR</th> </tr> </thead> <tbody> <tr><td>BCG</td><td></td><td></td><td></td></tr> <tr><td>ORAL POLIO VACCINE (OPV) 0 (BIRTH DOSE)</td><td></td><td></td><td></td></tr> <tr><td>ORAL POLIO VACCINE (OPV) 1</td><td></td><td></td><td></td></tr> <tr><td>ORAL POLIO VACCINE (OPV) 2</td><td></td><td></td><td></td></tr> <tr><td>ORAL POLIO VACCINE (OPV) 3</td><td></td><td></td><td></td></tr> <tr><td>INACTIVATED POLIO VACCINE (IPV)</td><td></td><td></td><td></td></tr> <tr><td>DPT-HEP.B-HIB (PENTAVALENT) 1</td><td></td><td></td><td></td></tr> <tr><td>DPT-HEP.B-HIB (PENTAVALENT) 2</td><td></td><td></td><td></td></tr> <tr><td>DPT-HEP.B-HIB (PENTAVALENT) 3</td><td></td><td></td><td></td></tr> <tr><td>PNEUMOCOCCAL 1</td><td></td><td></td><td></td></tr> <tr><td>PNEUMOCOCCAL 2</td><td></td><td></td><td></td></tr> <tr><td>PNEUMOCOCCAL 3</td><td></td><td></td><td></td></tr> <tr><td>ROTAVIRUS 1</td><td></td><td></td><td></td></tr> <tr><td>ROTAVIRUS 2</td><td></td><td></td><td></td></tr> <tr><td>MEASLES RUBELLA (MR) (9 MONTHS)</td><td></td><td></td><td></td></tr> <tr><td>MEASLES RUBELLA (MR) 2 (18 MONTHS)</td><td></td><td></td><td></td></tr> <tr><td>YELLOW FEVER</td><td></td><td></td><td></td></tr> <tr><td>VITAMIN A (MOST RECENT)</td><td></td><td></td><td></td></tr> <tr><td>DEWORMER (ALBENDAZOLE) (MOST RECENT)</td><td></td><td></td><td></td></tr> </tbody> </table>				DAY	MONTH	YEAR	BCG				ORAL POLIO VACCINE (OPV) 0 (BIRTH DOSE)				ORAL POLIO VACCINE (OPV) 1				ORAL POLIO VACCINE (OPV) 2				ORAL POLIO VACCINE (OPV) 3				INACTIVATED POLIO VACCINE (IPV)				DPT-HEP.B-HIB (PENTAVALENT) 1				DPT-HEP.B-HIB (PENTAVALENT) 2				DPT-HEP.B-HIB (PENTAVALENT) 3				PNEUMOCOCCAL 1				PNEUMOCOCCAL 2				PNEUMOCOCCAL 3				ROTAVIRUS 1				ROTAVIRUS 2				MEASLES RUBELLA (MR) (9 MONTHS)				MEASLES RUBELLA (MR) 2 (18 MONTHS)				YELLOW FEVER				VITAMIN A (MOST RECENT)				DEWORMER (ALBENDAZOLE) (MOST RECENT)			
	DAY	MONTH	YEAR																																																																																
BCG																																																																																			
ORAL POLIO VACCINE (OPV) 0 (BIRTH DOSE)																																																																																			
ORAL POLIO VACCINE (OPV) 1																																																																																			
ORAL POLIO VACCINE (OPV) 2																																																																																			
ORAL POLIO VACCINE (OPV) 3																																																																																			
INACTIVATED POLIO VACCINE (IPV)																																																																																			
DPT-HEP.B-HIB (PENTAVALENT) 1																																																																																			
DPT-HEP.B-HIB (PENTAVALENT) 2																																																																																			
DPT-HEP.B-HIB (PENTAVALENT) 3																																																																																			
PNEUMOCOCCAL 1																																																																																			
PNEUMOCOCCAL 2																																																																																			
PNEUMOCOCCAL 3																																																																																			
ROTAVIRUS 1																																																																																			
ROTAVIRUS 2																																																																																			
MEASLES RUBELLA (MR) (9 MONTHS)																																																																																			
MEASLES RUBELLA (MR) 2 (18 MONTHS)																																																																																			
YELLOW FEVER																																																																																			
VITAMIN A (MOST RECENT)																																																																																			
DEWORMER (ALBENDAZOLE) (MOST RECENT)																																																																																			
510	<p>ASK THE RESPONDENT FOR PERMISSION TO PHOTOGRAPH VACCINATION CARD OR OTHER DOCUMENT WHERE VACCINATIONS ARE WRITTEN. IF PERMISSION IS GRANTED, PHOTOGRAPH CARD.</p>	<p>PHOTOGRAPH TAKEN 1 PHOTOGRAPH NOT TAKEN, PERMISSION NOT RECEIVED 2 PHOTOGRAPH NOT TAKEN, OTHER REASON 6 (SPECIFY) _____</p>																																																																																	
511	<p>CHECK 509: 'BCG' TO 'YELLOW FEVER' ALL HAVE A DATE RECORDED OR '44' RECORDED IN THE 'DAY' COLUMN?</p> <p style="text-align: center;">NO <input type="checkbox"/></p>	<p style="text-align: center;">YES <input type="checkbox"/></p>	<p style="text-align: right;">→ 529</p>																																																																																

SECTION 5. CHILD IMMUNIZATION

NO.	QUESTIONS AND FILTERS	CODING CATEGORIES	SKIP
	NAME OF LIVE BIRT _____	PREGNANCY HISTORY NUMBER <input type="text"/> <input type="text"/>	
512	<p>In addition to what is recorded on (this document/these documents), did (NAME) receive any other vaccinations, including vaccinations received in campaigns or immunization days or child health days?</p> <p>RECORD 'YES' ONLY IF THE RESPONDENT MENTIONS AT LEAST ONE OF THE VACCINATIONS IN 509 THAT ARE NOT RECORDED AS HAVING BEEN GIVEN.</p>	<p>YES 1 (USE THE LIST SHOWN IN CAPI TO SELECT THE OTHER VACCINATIONS GIVEN. NOTE THAT CAPI WILL CHANGE THE ANSWER IN 509 IN THE 'DAY' COLUMN FROM '00' TO '66' FOR THE SELECTED VACCINATIONS.) (THEN SKIP TO 529) ←</p> <p>NO 2</p> <p>DON'T KNOW 8</p>	
512A	<p>CHECK 509: ANY VACCINATIONS RECORDED ON THE CARD?</p> <p>YES <input type="checkbox"/> → SKIP TO 529</p> <p>NO <input type="checkbox"/> → 530</p>		
513	Did (NAME) ever receive any vaccinations to prevent (NAME) from getting diseases, including vaccinations received in campaigns or immunization days or child health days?	<p>YES 1</p> <p>NO 2</p> <p>DON'T KNOW 8</p>	→ 530
514	Has (NAME) ever received a BCG vaccination against tuberculosis, that is, an injection in the arm or shoulder that usually causes a scar?	<p>YES 1</p> <p>NO 2</p> <p>DON'T KNOW 8</p>	
517	Has (NAME) ever received oral polio vaccine, that is, about two drops in the mouth to prevent polio?	<p>YES 1</p> <p>NO 2</p> <p>DON'T KNOW 8</p>	→ 521
518	Did (NAME) receive the first oral polio vaccine in the first 2 weeks after birth or later?	<p>FIRST TWO WEEKS 1</p> <p>LATER 2</p>	
519	How many times did (NAME) receive the oral polio vaccine?	NUMBER OF TIMES <input type="text"/>	
520	The last time (NAME) received the polio drops, did (NAME) also get an IPV injection in the right thigh to protect against polio?	<p>YES 1</p> <p>NO 2</p> <p>DON'T KNOW 8</p>	
521	Has (NAME) ever received a pentavalent vaccination, that is, an injection given in the left thigh sometimes at the same time as polio drops?	<p>YES 1</p> <p>NO 2</p> <p>DON'T KNOW 8</p>	→ 523
522	How many times did (NAME) receive the pentavalent vaccine?	NUMBER OF TIMES <input type="text"/>	
523	Has (NAME) ever received a pneumococcal vaccination, that is, an injection in the right thigh to prevent pneumonia?	<p>YES 1</p> <p>NO 2</p> <p>DON'T KNOW 8</p>	→ 525

SECTION 5. CHILD IMMUNIZATION

NO.	QUESTIONS AND FILTERS	CODING CATEGORIES	SKIP
	NAME OF LIVE BIRT _____	PREGNANCY HISTORY NUMBER <input type="text"/> <input type="text"/>	
524	How many times did (NAME) receive the pneumococcal vaccine?	NUMBER OF TIMES <input type="text"/>	
525	Has (NAME) ever received a rotavirus vaccination, that is, liquid in the mouth to prevent diarrhea?	YES 1 NO 2 DON'T KNOW 8	→ 527
526	How many times did (NAME) receive the rotavirus vaccine?	NUMBER OF TIMES <input type="text"/>	
527	Has (NAME) ever received a measles rubella vaccination, that is, an injection in the arm to prevent measles?	YES 1 NO 2 DON'T KNOW 8	→ 528A
528	How many times did (NAME) receive the measles rubella vaccine?	NUMBER OF TIMES <input type="text"/>	
528A	Has (NAME) ever received a yellow fever vaccination, that is, an injection in the left arm to prevent yellow fever?	YES 1 NO 2 DON'T KNOW 8	

SECTION 5. CHILD IMMUNIZATION

NO.	QUESTIONS AND FILTERS	CODING CATEGORIES	SKIP		
	NAME OF LIVE BIRT _____	PREGNANCY HISTORY NUMBER <table border="1" style="display: inline-table; vertical-align: middle;"><tr><td style="width: 20px; height: 20px;"></td><td style="width: 20px; height: 20px;"></td></tr></table>			
529	<p>Where did (NAME) receive most of his/her vaccinations?</p> <p>PROBE TO IDENTIFY THE TYPE OF SOURCE.</p> <p>IF UNABLE TO DETERMINE IF PUBLIC, PRIVATE, OR NGO SECTOR, RECORD '96' AND WRITE THE NAME OF THE PLACE.</p>	<p>PUBLIC SECTOR</p> <p>GOVERNMENT HOSPITAL 11</p> <p>GOVERNMENT HEALTH CENTER 12</p> <p>GOVERNMENT DISPENSARY 13</p> <p>MOBILE CLINIC 14</p> <p>COMMUNITY HEALTH WORKER/ FIELDWORKER 15</p> <p>OTHER PUBLIC SECTOR _____ 16 (SPECIFY)</p> <p>PRIVATE MEDICAL SECTOR</p> <p>PRIVATE HOSPITAL 21</p> <p>PRIVATE CLINIC 22</p> <p>PHARMACY 23</p> <p>PRIVATE DOCTOR 24</p> <p>MOBILE CLINIC 25</p> <p>COMMUNITY HEALTH WORKER/ FIELDWORKER 26</p> <p>OTHER PRIVATE MEDICAL SECTOR _____ 27 (SPECIFY)</p> <p>NGO MEDICAL SECTOR</p> <p>NGO HOSPITAL 31</p> <p>NGO CLINIC 32</p> <p>OTHER NGO MEDICAL SECTOR _____ 36 (SPECIFY)</p> <p>FBO MEDICAL SECTOR</p> <p>FBO/MISSION HOSPITAL 41</p> <p>FBO/MISSION CLINIC 42</p> <p>FBO MOBILE CLINIC 43</p> <p>OTHER FBO MEDICAL SECTOR _____ 46 (SPECIFY)</p> <p>OTHER SOURCE</p> <p>VACCINATION CAMPAIGN 51</p> <p>OTHER _____ 96 (SPECIFY)</p>			
530	<p>CHECK 220 AND 224 IN PREGNANCY HISTORY: ANY MORE SURVIVING CHILDREN BORN 0-35 MONTHS BEFORE THE SURVEY?</p> <p>MORE SURVIVING CHILDREN BORN 0-35 MONTHS BEFORE THE SURVEY <input type="checkbox"/></p> <p>(GO TO 503 FOR THE NEXT SURVIVING CHILD) ←</p> <p>NO MORE SURVIVING CHILDREN BORN 0-35 MONTHS BEFORE THE SURVEY <input type="checkbox"/> →</p>		601		

SECTION 6. CHILD HEALTH AND NUTRITION

NO.	QUESTIONS AND FILTERS	CODING CATEGORIES	SKIP																
601	CHECK 220, 224, AND 225 IN THE PREGNANCY HISTORY: ANY SURVIVING CHILDREN BORN 0-59 MONTHS BEFORE THE SURVEY? ONE OR MORE SURVIVING CHILDREN BORN 0-59 MONTHS BEFORE THE SURVEY <input type="checkbox"/> NO SURVIVING CHILDREN BORN 0-59 MONTHS BEFORE THE SURVEY <input type="checkbox"/>		→ 643																
602	Now I would like to ask some questions about the health of your children born in the last 5 years. (We will talk about each separately, starting with the youngest.)																		
603	RECORD THE NAME FROM 218 AND PREGNANCY HISTORY NUMBER FROM 215 OF THE SURVIVING CHILDREN BORN 0-59 MONTHS BEFORE THE SURVEY, STARTING WITH THE LAST ONE. NAME OF CHILD _____ PREGNANCY HISTORY NUMBER <input type="text"/> <input type="text"/>																		
604	In the last 12 months, was (NAME) given any of the following: a) Iron tablets or syrup? b) Micronutrient powder like this? SHOW COMMON TYPES OF MULTIPLE MICRONUTRIENT POWDERS.	<table> <thead> <tr> <th></th><th>YES</th><th>NO</th><th>DK</th></tr> </thead> <tbody> <tr> <td>a) TABLETS/SYRUP</td><td>1</td><td>2</td><td>8</td></tr> <tr> <td>b) MULTIPLE MICRONUTRIENT POWDERS</td><td>1</td><td>2</td><td>8</td></tr> </tbody> </table>		YES	NO	DK	a) TABLETS/SYRUP	1	2	8	b) MULTIPLE MICRONUTRIENT POWDERS	1	2	8					
	YES	NO	DK																
a) TABLETS/SYRUP	1	2	8																
b) MULTIPLE MICRONUTRIENT POWDERS	1	2	8																
605	In the last 6 months, was (NAME) given a vitamin A dose like (this/any of these)? SHOW COMMON TYPES OF AMPULES/CAPSULES/SYRUPS.	<table> <tbody> <tr> <td>YES</td><td>1</td></tr> <tr> <td>NO</td><td>2</td></tr> <tr> <td>DON'T KNOW</td><td>8</td></tr> </tbody> </table>	YES	1	NO	2	DON'T KNOW	8											
YES	1																		
NO	2																		
DON'T KNOW	8																		
606	In the last 6 months, was (NAME) given any medicine for intestinal worms?	<table> <tbody> <tr> <td>YES</td><td>1</td></tr> <tr> <td>NO</td><td>2</td></tr> <tr> <td>DON'T KNOW</td><td>8</td></tr> </tbody> </table>	YES	1	NO	2	DON'T KNOW	8											
YES	1																		
NO	2																		
DON'T KNOW	8																		
607	In the last 3 months, has any healthcare provider or community health worker measured: a) (NAME)'s weight? b) (NAME)'s length or height? c) Around (NAME)'s upper arm? SHOW PICTURE OF MUAC TAPE	<table> <thead> <tr> <th></th><th>YES</th><th>NO</th><th>DK</th></tr> </thead> <tbody> <tr> <td>a) WEIGHT</td><td>1</td><td>2</td><td>8</td></tr> <tr> <td>b) LENGTH/HEIGHT</td><td>1</td><td>2</td><td>8</td></tr> <tr> <td>c) UPPER ARM</td><td>1</td><td>2</td><td>8</td></tr> </tbody> </table>		YES	NO	DK	a) WEIGHT	1	2	8	b) LENGTH/HEIGHT	1	2	8	c) UPPER ARM	1	2	8	
	YES	NO	DK																
a) WEIGHT	1	2	8																
b) LENGTH/HEIGHT	1	2	8																
c) UPPER ARM	1	2	8																
607A	Is (NAME) able to move like children of the same age?	<table> <tbody> <tr> <td>YES</td><td>1</td></tr> <tr> <td>NO</td><td>2</td></tr> <tr> <td>DON'T KNOW</td><td>8</td></tr> </tbody> </table>	YES	1	NO	2	DON'T KNOW	8											
YES	1																		
NO	2																		
DON'T KNOW	8																		
607B	Is (NAME) able to make sounds or talk like children of the same age?	<table> <tbody> <tr> <td>YES</td><td>1</td></tr> <tr> <td>NO</td><td>2</td></tr> <tr> <td>DON'T KNOW</td><td>8</td></tr> </tbody> </table>	YES	1	NO	2	DON'T KNOW	8											
YES	1																		
NO	2																		
DON'T KNOW	8																		
608	Has (NAME) had diarrhea in the last 2 weeks?	<table> <tbody> <tr> <td>YES</td><td>1</td></tr> <tr> <td>NO</td><td>2</td></tr> <tr> <td>DON'T KNOW</td><td>8</td></tr> </tbody> </table>	YES	1	NO	2	DON'T KNOW	8	→ 618										
YES	1																		
NO	2																		
DON'T KNOW	8																		

SECTION 6. CHILD HEALTH AND NUTRITION

NO.	QUESTIONS AND FILTERS	CODING CATEGORIES	SKIP
NO.	NAME OF LIVE BIRTH _____	PREGNANCY HISTORY NUMBER: <table border="1" style="display: inline-table; width: 40px; height: 20px; vertical-align: middle;"></table> <table border="1" style="display: inline-table; width: 40px; height: 20px; vertical-align: middle;"></table>	
609	<p>CHECK 485: CURRENTLY BREASTFEEDING?</p> <div style="display: flex; justify-content: space-between;"> <div style="width: 45%;"> <p align="center">YES ↓ <input type="checkbox"/></p> <p>a) Now I would like to know how much (NAME) was given to drink during the diarrhea, including breast milk. Was (NAME) given less than usual to drink, about the same amount, or more than usual to drink?</p> <p>IF LESS, PROBE: Was (NAME) given much less than usual to drink or somewhat less?</p> </div> <div style="width: 45%; border-left: 1px dashed black; padding-left: 10px;"> <p align="center">NO/ NOT ASKED ↓ <input type="checkbox"/></p> <p>b) Now I would like to know how much (NAME) was given to drink during the diarrhea. Was (NAME) given less than usual to drink, about the same amount, or more than usual to drink?</p> <p>IF LESS, PROBE: Was (NAME) given much less than usual to drink or somewhat less?</p> </div> </div>	<p>MUCH LESS 1</p> <p>SOMEWHAT LESS 2</p> <p>ABOUT THE SAME 3</p> <p>MORE 4</p> <p>NOTHING TO DRINK 5</p> <p>DON'T KNOW 8</p>	
610	<p>When (NAME) had diarrhea, was (NAME) given less than usual to eat, about the same amount, more than usual, or nothing to eat?</p> <p>IF LESS, PROBE: Was (NAME) given much less than usual to eat or somewhat less?</p>	<p>MUCH LESS 1</p> <p>SOMEWHAT LESS 2</p> <p>ABOUT THE SAME 3</p> <p>MORE 4</p> <p>STOPPED FOOD 5</p> <p>NEVER GAVE FOOD 6</p> <p>DON'T KNOW 8</p>	
611	<p>Did you seek advice or treatment for the diarrhea from any source?</p>	<p>YES 1</p> <p>NO 2</p>	→ 615

SECTION 6. CHILD HEALTH AND NUTRITION

NO.	QUESTIONS AND FILTERS	CODING CATEGORIES	SKIP																				
612	<p>Where did you seek advice or treatment?</p> <p>Anywhere else?</p> <p>PROBE TO IDENTIFY THE TYPE OF SOURCE.</p> <p>IF UNABLE TO DETERMINE IF PUBLIC, PRIVATE, OR NGO SECTOR, RECORD 'X' AND WRITE THE NAME OF THE PLACE(S).</p>	<p>PUBLIC SECTOR</p> <p>GOVERNMENT HOSPITAL A</p> <p>GOVERNMENT HEALTH CENTER .. B</p> <p>GOVERNMENT DISPENSARY..... C</p> <p>MOBILE CLINIC D</p> <p>COMMUNITY HEALTH WORKER/ FIELDWORKER E</p> <p>OTHER PUBLIC SECTOR SECTOR _____ F (SPECIFY)</p> <p>PRIVATE MEDICAL SECTOR</p> <p>PRIVATE HOSPITAL G</p> <p>PRIVATE CLINIC H</p> <p>PHARMACY I</p> <p>PRIVATE DOCTOR J</p> <p>MOBILE CLINIC K</p> <p>COMMUNITY HEALTH WORKER/ FIELDWORKER L</p> <p>OTHER PRIVATE MEDICAL SECTOR _____ M (SPECIFY)</p> <p>NGO MEDICAL SECTOR</p> <p>NGO HOSPITAL N</p> <p>NGO CLINIC O</p> <p>OTHER NGO MEDICAL SECTOR _____ P</p> <p>FBO MEDICAL SECTOR</p> <p>FBO/MISSION HOSPITAL Q</p> <p>FBO/MISSION CLINIC R</p> <p>FBO MOBILE CLINIC S</p> <p>OTHER FBO MEDICAL SECTOR _____ T (SPECIFY)</p> <p>OTHER SOURCE</p> <p>SHOP U</p> <p>TRADITIONAL PRACTITIONER..... V</p> <p>MARKET W</p> <p>ITINERANT DRUG SELLEF..... X</p> <p>OTHER _____ Y (SPECIFY)</p>																					
613	<p>CHECK 612:</p> <p>TWO OR MORE CODES CIRCLED <input type="checkbox"/></p>	<p>ONLY ONE CODE CIRCLED <input type="checkbox"/></p>	615																				
614	<p>Where did you first seek advice or treatment?</p> <p>USE LETTER CODE FROM 612.</p>	<p>FIRST PLACE <input type="checkbox"/></p>																					
615	<p>Was (NAME) given any of the following at any time since (NAME) started having the diarrhea:</p> <p>a) A fluid made from a packet called ORS?</p> <p>c) Zinc tablets or syrup?</p> <p>d) A homemade sugar-salt solution?</p> <p>e) Other homemade fluids such as prridge, soup, yoghurt, coconut water, fresh fruit juice, tea, milk or rice water?</p>	<table border="1"> <thead> <tr> <th></th><th>YES</th><th>NO</th><th>DK</th></tr> </thead> <tbody> <tr> <td>a) FLUID FROM ORS PACKET</td><td>1</td><td>2</td><td>8</td></tr> <tr> <td>c) ZINC</td><td>1</td><td>2</td><td>8</td></tr> <tr> <td>d) SUGAR-SALT SOLUTION ..</td><td>1</td><td>2</td><td>8</td></tr> <tr> <td>e) HOMEMADE FLUID</td><td>1</td><td>2</td><td>8</td></tr> </tbody> </table>		YES	NO	DK	a) FLUID FROM ORS PACKET	1	2	8	c) ZINC	1	2	8	d) SUGAR-SALT SOLUTION ..	1	2	8	e) HOMEMADE FLUID	1	2	8	
	YES	NO	DK																				
a) FLUID FROM ORS PACKET	1	2	8																				
c) ZINC	1	2	8																				
d) SUGAR-SALT SOLUTION ..	1	2	8																				
e) HOMEMADE FLUID	1	2	8																				

SECTION 6. CHILD HEALTH AND NUTRITION

NO.	QUESTIONS AND FILTERS	CODING CATEGORIES	SKIP
616	<p>CHECK 615:</p> <div style="display: flex; justify-content: space-around;"> <div style="text-align: center;"> <p>ANY 'YES'</p> <p><input type="checkbox"/></p> <p>↓</p> <p>a) Was anything else given to treat the diarrhea?</p> </div> <div style="text-align: center;"> <p>ALL 'NO' OR 'DK'</p> <p><input type="checkbox"/></p> <p>↓</p> <p>b) Was anything given to treat the diarrhea?</p> </div> </div>	<p>YES 1</p> <p>NO 2</p> <p>DON'T KNOW 8</p>	→ 618
617	<p>CHECK 615:</p> <div style="display: flex; justify-content: space-around;"> <div style="text-align: center;"> <p>ANY 'YES'</p> <p><input type="checkbox"/></p> <p>↓</p> <p>a) What else was given to treat the diarrhea?</p> <p>Anything else?</p> </div> <div style="text-align: center;"> <p>ALL 'NO' OR 'DK'</p> <p><input type="checkbox"/></p> <p>↓</p> <p>b) What was given to treat the diarrhea?</p> <p>Anything else?</p> </div> </div> <p>RECORD ALL TREATMENTS GIVEN.</p>	<p>PILL OR SYRUP</p> <p>ANTIBIOTIC A</p> <p>ANTIMOTILITY B</p> <p>OTHER (NOT ANTIBIOTIC OR ANTIMOTILITY) C</p> <p>UNKNOWN PILL OR SYRUP D</p> <p>THERAPEUTIC VITAMIN A E</p> <p>INJECTION</p> <p>ANTIBIOTIC F</p> <p>NON-ANTIBIOTIC G</p> <p>UNKNOWN INJECTION H</p> <p>(IV) INTRAVENOUS FLUIDS I</p> <p>HOME REMEDY/HERBAL MEDICINE J</p> <p>OTHER X</p> <p>(SPECIFY)</p>	
618	Has (NAME) been ill with a fever at any time in the last 2 weeks?	<p>YES 1</p> <p>NO 2</p> <p>DON'T KNOW 8</p>	→ 621
619	At any time during the illness, did (NAME) have blood taken from (NAME)'s finger or heel for testing?	<p>YES 1</p> <p>NO 2</p> <p>DON'T KNOW 8</p>	
620	Were you told by a healthcare provider that (NAME) had malaria?	<p>YES 1</p> <p>NO 2</p> <p>DON'T KNOW 8</p>	
621	Has (NAME) had an illness with a cough at any time in the last 2 weeks?	<p>YES 1</p> <p>NO 2</p> <p>DON'T KNOW 8</p>	
621A	Has (NAME) been in contact with a person with persistent cough or TB in the last 12 months?	<p>YES 1</p> <p>NO 2</p> <p>DON'T KNOW 8</p>	→ 622
621B	Was (NAME) tested for TB?	<p>YES 1</p> <p>NO 2</p> <p>DON'T KNOW 8</p>	
622	Has (NAME) had fast, short, rapid breaths or difficulty breathing at any time in the last 2 weeks?	<p>YES 1</p> <p>NO 2</p> <p>DON'T KNOW 8</p>	→ 624
623	Was the fast or difficult breathing due to a problem in the chest or to a blocked or runny nose?	<p>CHEST ONLY 1</p> <p>NOSE ONLY 2</p> <p>BOTH 3</p> <p>OTHER 6</p> <p>(SPECIFY)</p> <p>DON'T KNOW 8</p>	→ 625

SECTION 6. CHILD HEALTH AND NUTRITION

NO.	QUESTIONS AND FILTERS	CODING CATEGORIES	SKIP
624	CHECK 618: HAD FEVER? YES <input type="checkbox"/>	NO OR DON'T KNOW <input type="checkbox"/>	634
625	Did you seek advice or treatment for the illness from any source?	YES 1 NO 2	630
626	Where did you seek advice or treatment? Anywhere else? PROBE TO IDENTIFY THE TYPE OF SOURCE. IF UNABLE TO DETERMINE IF PUBLIC, PRIVATE, OR NGO SECTOR, RECORD 'X' AND WRITE THE NAME OF THE PLACE(S).	PUBLIC SECTOR GOVERNMENT HOSPITAL A GOVERNMENT HEALTH CENTER .. B GOVERNMENT DISPENSARY..... C MOBILE CLINIC D COMMUNITY HEALTH WORKER/ FIELDWORKER E OTHER PUBLIC SECTOR SECTOR F (SPECIFY) PRIVATE MEDICAL SECTOR PRIVATE HOSPITAL G PRIVATE CLINIC H PHARMACY I PRIVATE DOCTOR J MOBILE CLINIC K COMMUNITY HEALTH WORKER/ FIELDWORKER L OTHER PRIVATE MEDICAL SECTOR M (SPECIFY) NGO MEDICAL SECTOR NGO HOSPITAL N NGO CLINIC O OTHER NGO MEDICAL SECTOR P (SPECIFY) FBO MEDICAL SECTOR FBO/MISSION HOSPITAL Q FBO/MISSION CLINIC R FBO MOBILE CLINIC S OTHER FBO MEDICAL SECTOR T (SPECIFY) OTHER SOURCE SHOP U TRADITIONAL PRACTITIONER V MARKET W ITINERANT DRUG SELLER X OTHER Y (SPECIFY)	

SECTION 6. CHILD HEALTH AND NUTRITION

NO.	QUESTIONS AND FILTERS	CODING CATEGORIES	SKIP
627	CHECK 626: TWO OR MORE CODES CIRCLED <input type="checkbox"/>	ONLY ONE CODE CIRCLED <input type="checkbox"/>	→ 629
628	Where did you first seek advice or treatment? USE LETTER CODE FROM 626.	FIRST PLACE <input type="checkbox"/>	
629	How many days after the illness began did you first seek advice or treatment for (NAME)? IF THE SAME DAY RECORD '00'.	DAYS <input type="text"/> <input type="text"/>	
630	At any time during the illness, did (NAME) take any medicine for the illness?	YES 1 NO 2 DON'T KNOW 8	→ 634
631	What medicine did (NAME) take? Any other medicine? RECORD ALL MENTIONED. IF MEDICINE NOT KNOWN, ASK TO SEE THE PACKAGE OR PRESCRIPTION.	ACT ANTIMALARIAL MEDICINE AL A DHAP B OTHER ACT (NOT AL OR DHAP) C NON-ACT ANTIMALARIAL SP/FANSIDAR D CHLOROQUINE E AMODIAQUINE F QUININE PILLS G INJECTION/IV H ARTESUNATE RECTAL I INJECTION/IV J OTHER ANTIMALARIAL K (SPECIFY) ANTIBIOTIC MEDICINE AMOXICILLIN DT TABLETS L AMOXICILLIN SYRUP M COTRIMOXAZOLE N OTHER PILL/SYRUP O OTHER INJECTION/IV P OTHER MEDICINE ASPIRIN Q PARACETAMOL/PANADOL/ ACETAMINOPHEN R IBUPROFEN S OXYGEN T OTHER X (SPECIFY) DON'T KNOW Z	

SECTION 6. CHILD HEALTH AND NUTRITION

NO.	QUESTIONS AND FILTERS	CODING CATEGORIES	SKIP
632	CHECK 631: ARTEMISININ COMBINATION THERAPY ('A' OR 'B' OR 'C') GIVEN		
	<div style="display: flex; justify-content: space-around;"> <div> CODE 'A', 'B', OR 'C' CIRCLED <input type="checkbox"/> </div> <div> CODE 'A', 'B', OR 'C' NOT CIRCLED <input type="checkbox"/> </div> </div>		→ 634
633	How long after the fever started did (NAME) first take an artemisinin combination therapy?	SAME DAY 0 NEXT DAY 1 TWO DAYS AFTER FEVER 2 THREE OR MORE DAYS AFTER FEVER .. 3 DON'T KNOW 8	
634	CHECK 220, 224, AND 225 IN PREGNANCY HISTORY: ANY MORE SURVIVING CHILDREN BORN 0-59 MONTHS BEFORE THE SURVEY? <div style="display: flex; justify-content: space-between;"> <div> MORE SURVIVING CHILDREN BORN 0-59 MONTHS BEFORE THE SURVEY <input type="checkbox"/> (GO TO 603 FOR THE NEXT SURVIVING CHILD) ← </div> <div> NO MORE SURVIVING <input type="checkbox"/> CHILDREN BORN 0-59 MONTHS BEFORE THE SURVEY </div> </div>		→ 643

SECTION 6. CHILD HEALTH AND NUTRITION

NO.	QUESTIONS AND FILTERS	CODING CATEGORIES			SKIP
643	<p>Now I'd like to ask you about foods and drinks that you consumed yesterday during the day or night, whether you ate or drank it at home or somewhere else. Please think about snacks and small meals as well as main meals.</p> <p>I will ask you about different foods and drinks, and I would like to know whether you ate the food even if it was combined with other foods.</p> <p>Please do not answer 'yes' for any food or ingredient only used in a small amount to add flavor to a dish.</p> <p>Yesterday during the day or at night, did you eat or</p>	YES NO DK			
	a) Ugali, porridge, rice, bread, chapati, pasta, or green maize?	a) 1	2	8	
	b) Carrots, pumpkin, butternut, or sweet potato that is orange inside?	b) 1	2	8	
	c) Irish potato, white sweet potato, green banana, nduma (arrowroot), yam, or cassava?	c) 1	2	8	
	d) Sukuma wiki, spinach, managu (nightshade), terere (amaranth), saget, or kunde (cowpea leaves)?	d) 1	2	8	
	d1) Khandira (Ethiopian kale), mrenda (jute mallow), pumpkin leaves, nderema (Malabar spinach), mitoo, broccoli, or mchungu?	d1) 1	2	8	
	e) Any other vegetables, such as tomatoes, cabbage, green capsicum, mushrooms, cucumber or other vegetables?	e) 1	2	8	
	f) Ripe pawpaw, ripe mango, passionfruit, or matunda ya damu?	f) 1	2	8	
	g) Any other fruits, such as banana, pineapple, avocado, watermelon, orange or other fruits?	g) 1	2	8	
	h) Liver, blood, kidney, lung, gizzard, or heart?	h) 1	2	8	
	i) Sausages, Smokies, hot dogs, salami, or ham?	i) 1	2	8	
	j) Any other meat, such as goat, beef, minced beef, mutton, pork, wild game, or chicken?	j) 1	2	8	
	k) Eggs?	k) 1	2	8	

SECTION 6. CHILD HEALTH AND NUTRITION

NO.	QUESTIONS AND FILTERS	CODING CATEGORIES			SKIP
		YES	NO	DK	
	l) Fish, dagaa, canned tuna, or seafood?	l) 1	2	8	
	m) Beans, githeri, ndengu (green gram), njahi (black gram), kamande (lentils), pigeon peas, or chickpeas?	m) 1	2	8	
	n) Groundnuts, cashews, pumpkin seeds, simsim (sesame seeds), or peanut butter?	n) 1	2	8	
	o) Milk, milk tea, powdered milk, yogurt, mala, or cheese?	o) 1	2	8	
	p) Termites, locusts, or grasshoppers?	p) 1	2	8	
	q) Any sweet foods such as cakes, sweet biscuits, candy, chocolates, ice cream, or ice lollies?	q) 1	2	8	
	r) Crisps, chips, ngumu, mandaazi, samosa, bhajias, or Indomie?	r) 1	2	8	
	s) Fruit juice or fruit drinks?	s) 1	2	8	
	t) Soft drinks such as Coca-Cola, Fanta, Sprite, or energy drinks such as Red Bull?	t) 1	2	8	
	u) Tea with sugar, coffee with sugar, Milo, or cocoa?	u) 1	2	8	
	w) Any other liquids? IF YES: What was the drink? IF YES: Was the drink sweetened?	w) 1 OTHER DRINK(S) _____ (SPECIFY) SWEETENED 1	2	8	
	x) Any other food? IF YES: What was the food? MARK THE APPROPRIATE FOOD GROUP FOR EACH ADDITIONAL FOOD, IF THE GROUP IS NOT YET CODED 'YES'. IF UNABLE TO DETERMINE WHICH GROUP THE ADDITIONALFOOD BELONGS TO, RECORD THE NAME OF THE FOOD.	x) 1 OTHER FOOD(S) _____ (SPECIFY)	2	8	

SECTION 7. MARRIAGE AND SEXUAL ACTIVITY

NO.	QUESTIONS AND FILTERS	CODING CATEGORIES	SKIP
701	Now I would like to talk about marriage. Are you currently married or living together with a man as if married?	YES, CURRENTLY MARRIED 1 YES, LIVING WITH A MAN 2 NO, NOT IN UNION 3	→ 706 → 709
702	Have you ever been married or lived together with a man as if married?	YES, PREVIOUSLY MARRIED 1 YES, LIVED WITH A MAN 2 NO 3	→ 721
703	What is your marital status now: are you widowed, divorced, or separated?	WIDOWED 1 DIVORCED 2 SEPARATED 3	
704	CHECK 702: <div style="display: flex; justify-content: space-around; align-items: center;"> <div> YES, <input type="checkbox"/> PREVIOUSLY MARRIED </div> <div> YES, <input type="checkbox"/> LIVED WITH A MAN </div> </div>		→ 714
705	Did you have a marriage certificate for your last marriage?	YES 1 NO 2 DON'T KNOW 8	→ 714 → 707
706	Do you have a marriage certificate for this marriage?	YES 1 NO 2 DON'T KNOW 8	→ 709
707	Was this marriage ever registered with the civil authority?	YES 1 NO 2 DON'T KNOW 8	
708	CHECK 701: <div style="display: flex; justify-content: space-around; align-items: center;"> <div> YES, <input type="checkbox"/> CURRENTLY MARRIED </div> <div> NO, <input type="checkbox"/> NOT IN A UNION </div> </div>		→ 714
709	Is your (husband/partner) living with you now or is he staying elsewhere?	LIVING WITH HER 1 STAYING ELSEWHERE 2	
710	RECORD THE HUSBAND'S/PARTNER'S NAME AND LINE NUMBER FROM THE HOUSEHOLD QUESTIONNAIRE. IF HE IS NOT LISTED IN THE HOUSEHOLD, RECORD '00'.	NAME _____ LINE NO. _____	
714	Have you been married or lived with a man only once or more than once?	ONLY ONCE 1 MORE THAN ONCE 2	

SECTION 7. MARRIAGE AND SEXUAL ACTIVITY

NO.	QUESTIONS AND FILTERS	CODING CATEGORIES	SKIP												
715	<p>CHECK 714:</p> <div style="display: flex; justify-content: space-between;"> <div style="width: 45%;"> <p>MARRIED/ LIVED WITH A MAN ONLY ONCE <input type="checkbox"/></p> <p>a) In what month and year did you start living with your (husband/partner)?</p> </div> <div style="width: 45%;"> <p>MARRIED/ LIVED WITH A MAN MORE THAN ONCE <input type="checkbox"/></p> <p>b) Now I would like to ask about your first (husband/partner). In what month and year did you start living with him?</p> </div> </div>	<p>MONTH <input type="text"/> <input type="text"/></p> <p>DON'T KNOW MONTH 98</p> <p>YEAR <input type="text"/> <input type="text"/> <input type="text"/> <input type="text"/> → 717</p> <p>DON'T KNOW YEAR 9998</p>													
716	How old were you when you first started living with him?	AGE <input type="text"/> <input type="text"/>													
717	<p>CHECK 714:</p> <div style="display: flex; justify-content: space-around;"> <p>MARRIED/LIVED WITH A MAN MORE THAN ONCE <input type="checkbox"/></p> <p>MARRIED/LIVED WITH A MAN ONLY ONCE <input type="checkbox"/> → 721</p> </div>														
718	<p>CHECK 701:</p> <div style="display: flex; justify-content: space-around;"> <p>YES, CURRENTLY MARRIED <input type="checkbox"/></p> <p>YES, LIVING WITH A MAN <input type="checkbox"/></p> <p>NO, NOT IN A UNION <input type="checkbox"/> → 721</p> </div>														
719	Now I'd like to ask you about your current (husband/partner). In what month and year did you start living with him?	<p>MONTH <input type="text"/> <input type="text"/></p> <p>DON'T KNOW MONTH 98</p> <p>YEAR <input type="text"/> <input type="text"/> <input type="text"/> <input type="text"/> → 721</p> <p>DON'T KNOW YEAR 9998</p>													
720	How old were you when you first started living with your current (husband/partner)?	AGE <input type="text"/> <input type="text"/>													
721	CHECK FOR PRESENCE OF OTHERS. BEFORE CONTINUING, MAKE EVERY EFFORT TO														
722	<p>Now I would like to ask some questions about sexual activity in order to gain a better understanding of some important life issues.</p> <p>How old were you when you had sexual intercourse for the very first time?</p>	<p>NEVER HAD SEXUAL INTERCOURSE 00 → 738</p> <p>AGE IN YEARS <input type="text"/> <input type="text"/></p>													
738	PRESENCE OF OTHERS DURING THIS SECTION.	<table border="0"> <tr> <td></td><td align="center">YES</td><td align="center">NO</td></tr> <tr> <td>CHILDREN <10</td><td align="center">1</td><td align="center">2</td></tr> <tr> <td>MALE ADULTS</td><td align="center">1</td><td align="center">2</td></tr> <tr> <td>FEMALE ADULTS</td><td align="center">1</td><td align="center">2</td></tr> </table>		YES	NO	CHILDREN <10	1	2	MALE ADULTS	1	2	FEMALE ADULTS	1	2	
	YES	NO													
CHILDREN <10	1	2													
MALE ADULTS	1	2													
FEMALE ADULTS	1	2													

SECTION 9. HUSBAND'S BACKGROUND AND WOMAN'S WORK

NO.	QUESTIONS AND FILTERS	CODING CATEGORIES	SKIP
901	CHECK 701: CURRENTLY MARRIED/ LIVING WITH A MAN <input type="checkbox"/>	NOT IN <input type="checkbox"/> UNION	→ 909
902	How old was your (husband/partner) on his last birthday?	AGE IN COMPLETED YEARS <input type="text"/> <input type="text"/>	
903	Did your (husband/partner) ever attend school?	YES 1 NO 2	→ 906
904	What was the highest level of school he attended: primary, secondary/'A' level, college, university, or vocational?	PRIMARY 1 SECONDARY/'A' LEVEL 2 MIDDLE LEVEL COLLEGE (CERTIFICATE/ DIPLOMA) 3 UNIVERSITY 4 VOCATIONAL TRAINING 5 INFORMAL EDUCATION (MADRASA/ ADULT BASIC) 6	
905	What was the highest (standard/grade/form/year) he completed at that level? IF COMPLETED LESS THAN ONE YEAR AT THAT LEVEL, RECORD '00'.	STANDARD/GRADE/FORM/YEAF... <input type="text"/> <input type="text"/> DON'T KNOW 98	
906	Has your (husband/partner) done any work in the last 7 days?	YES 1 NO 2 DON'T KNOW 8	→ 908
907	Has your (husband/partner) done any work in the last 12 months?	YES 1 NO 2 DON'T KNOW 8	→ 909
908	What is your (husband's/partner's) occupation? That is, what kind of work does he mainly do?	_____ _____ _____ <input type="text"/> <input type="text"/>	
909	Aside from your own housework, have you done any work in the last 7 days?	YES 1 NO 2	→ 913
910	As you know, some women take up jobs for which they are paid in cash or kind. Others sell things, have a small business or work on the family farm or in the family business. In the last 7 days, have you done any of these things or any other work?	YES 1 NO 2	→ 913
911	Although you did not work in the last 7 days, do you have any job or business from which you were absent for leave, illness, vacation, maternity leave, or any other such reason?	YES 1 NO 2	→ 913
912	Have you done any work in the last 12 months?	YES 1 NO 2	→ 917
913	What is your occupation? That is, what kind of work do you mainly do?	_____ _____ _____ <input type="text"/> <input type="text"/>	

SECTION 9. HUSBAND'S BACKGROUND AND WOMAN'S WORK

NO.	QUESTIONS AND FILTERS	CODING CATEGORIES	SKIP							
914	Do you do this work for a member of your family, for someone else, or are you self-employed?	FOR FAMILY MEMBER 1 FOR SOMEONE ELSE 2 SELF-EMPLOYED 3								
915	Do you usually work throughout the year, or do you work seasonally, or only once in a while?	THROUGHOUT THE YEAR 1 SEASONALLY/PART OF THE YEAR 2 ONCE IN A WHILE 3								
916	Are you paid in cash or kind for this work or are you not paid at all?	CASH ONLY 1 CASH AND KIND 2 IN KIND ONLY 3 NOT PAID 4	→ 917							
916A	How much did you receive in cash or kind for this work last month?	VALUE (KSH): <table border="1" style="width: 100px; height: 20px; margin: 5px 0;"><tr><td></td><td></td><td></td><td></td><td></td><td></td><td></td></tr></table> DID NOT WORK IN LAST MONTH ... 9999995 DON'T KNOW 9999998								
917	CHECK 701: <div style="text-align: center;">CURRENTLY MARRIED/LIVING WITH A MAN <input type="checkbox"/></div>	NOT IN UNION <input type="checkbox"/>	→ 925							
918	CHECK 916: <div style="text-align: center;">CODE '1' OR '2' CIRCLED <input type="checkbox"/></div>	OTHER <input type="checkbox"/>	→ 921							
919	Who usually decides how the money you earn will be used: you, your (husband/partner), or you and your (husband/partner) jointly?	RESPONDENT 1 HUSBAND/PARTNER 2 RESPONDENT AND HUSBAND/PARTNER JOINTLY 3 OTHER _____ 6 (SPECIFY)								
920	Would you say that the money that you earn is more than what your (husband/partner) earns, less than what he earns, or about the same?	MORE THAN HIM 1 LESS THAN HIM 2 ABOUT THE SAME 3 HUSBAND/PARTNER HAS NO EARNINGS 4 DON'T KNOW 8	→ 922							
921	Who usually decides how your (husband's/partner's) earnings will be used: you, your (husband/partner), or you and your (husband/partner) jointly?	RESPONDENT 1 HUSBAND/PARTNER 2 RESPONDENT AND HUSBAND/PARTNER JOINTLY 3 HUSBAND/PARTNER HAS NO EARNINGS 4 OTHER _____ 6 (SPECIFY)								
922	Who usually makes decisions about health care for yourself: you, your (husband/partner), you and your (husband/partner) jointly, or someone else?	RESPONDENT 1 HUSBAND/PARTNER 2 RESPONDENT AND HUSBAND/PARTNER JOINTLY 3 SOMEONE ELSE 4 OTHER 6								
923	Who usually makes decisions about making major household purchases?	RESPONDENT 1 HUSBAND/PARTNER 2 RESPONDENT AND HUSBAND/PARTNER JOINTLY 3 SOMEONE ELSE 4 OTHER 6								

SECTION 9. HUSBAND'S BACKGROUND AND WOMAN'S WORK

NO.	QUESTIONS AND FILTERS	CODING CATEGORIES	SKIP
924	Who usually makes decisions about visits to your family or relatives?	RESPONDENT 1 HUSBAND/PARTNER 2 RESPONDENT AND HUSBAND/PARTNER JOINTLY 3 SOMEONE ELSE 4 OTHER 6	
925	Do you own this or any other house either alone or jointly with someone else?	OWN ONE HOUSE ALONE 01 OWN MORE THAN ONE HOUSE ALON 02 JOINTLY WITH HUSBAND/ PARTNER ONLY 03 JOINTLY WITH SOMEONE ELSE ONLY .. 04 JOINTLY WITH HUSBAND/PARTNER AND SOMEONE ELSE 05 BOTH ALONE AND JOINTLY 06 DOES NOT OWN 07	→ 928
926	Do you have a title deed or other government recognized document for any house you own?	YES 1 NO 2 DON'T KNOW 8	→ 928
927	Is your name on this document?	YES 1 NO 2 DON'T KNOW 8	
928	Do you own any agricultural land either alone or jointly with someone else?	ALONE ONLY 01 JOINTLY WITH HUSBAND/ PARTNER ONLY 02 JOINTLY WITH SOMEONE ELSE ONLY .. 03 JOINTLY WITH HUSBAND/PARTNER AND SOMEONE ELSE 04 BOTH ALONE AND JOINTLY 05 DOES NOT OWN 06	→ 930A
929	Do you have a title deed or other legally recognized document by the government for the agricultural land you own?	YES 1 NO 2 DON'T KNOW 8	→ 930A
930	Is your name on this document?	YES 1 NO 2 DON'T KNOW 8	
930A	Do you own any non-agricultural land either alone or jointly with someone else?	ALONE ONLY 01 JOINTLY WITH HUSBAND/ PARTNER ONLY 02 JOINTLY WITH SOMEONE ELSE ONLY .. 03 JOINTLY WITH HUSBAND/PARTNER AND SOMEONE ELSE 04 BOTH ALONE AND JOINTLY 05 DOES NOT OWN 06	→ 931
930B	Do you have a title deed or other legally recognized document by the government for the non-agricultural land you own?	YES 1 NO 2 DON'T KNOW 8	→ 931
930C	Is your name on this document?	YES 1 NO 2 DON'T KNOW 8	

SECTION 9. HUSBAND'S BACKGROUND AND WOMAN'S WORK

NO.	QUESTIONS AND FILTERS	CODING CATEGORIES			SKIP
931	PRESENCE OF OTHERS AT THIS POINT (PRESENT AND LISTENING, PRESENT BUT NOT LISTENING, OR NOT PRESENT)		PRES./ PRES./ NOT NOT LISTEN. LISTEN. PRES.		
		CHILDREN < 10	1 2 3		
		HUSBAND/PARTNER	1 2 3		
		OTHER MALES	1 2 3		
		OTHER FEMALES	1 2 3		
932	In your opinion, is a husband justified in hitting or beating his wife in the following situations:		YES NO DK		
	a) If she goes out without telling him?	a) GOES OUT	1 2 8		
	b) If she neglects the children?	b) NEGLECTS CHILDREN	1 2 8		
	c) If she argues with him?	c) ARGUES	1 2 8		
	d) If she refuses to have sex with him?	d) REFUSES SEX	1 2 8		
	e) If she burns the food?	e) BURNS FOOD	1 2 8		
	f) If she refuses to cook?	f) REFUSAL TO COOK	1 2 8		
	g) If she comes home late?	g) COMING HOME LATE	1 2 8		
	h) If she is unfaithful to him?	h) UNFAITHFUL	1 2 8		

SECTION 14. DOMESTIC VIOLENCE MODULE

NO.	QUESTIONS AND FILTERS	CODING CATEGORIES	SKIP																								
DV00	CHECK COVER PAGE: WOMAN SELECTED FOR DV MODULE? WOMAN SELECTED <input type="checkbox"/> FOR THIS SECTION WOMAN <input type="checkbox"/> NOT SELECTED		1500																								
DV01	CHECK FOR PRESENCE OF OTHERS: DO NOT CONTINUE UNTIL PRIVACY IS ENSURED. PRIVACY OBTAINED 1 PRIVACY NOT POSSIBLE 2		DV37																								
DV02	READ TO THE RESPONDENT: Now I would like to ask you questions about some other important aspects of a woman's life. You may find some of these questions very personal. However, your answers are crucial for helping to understand the condition of women in Kenya. Let me assure you that your answers are completely confidential and will not be told to anyone and no one else in your household will know that you were asked these questions. If I ask you any question you don't want to answer, just let me know and I will go on to the next question.																										
DV03	CHECK 701 AND 702: NEVER MARRIED/ NEVER LIVED WITH A MAN <input type="checkbox"/> CURRENTLY MARRIED/ LIVING WITH A MAN <input type="checkbox"/> FORMERLY MARRIED/ LIVED WITH A MAN <input type="checkbox"/> (READ IN PAST TENSE AND USE 'LAST' WITH 'HUSBAND/ MALE PARTNER')		DV06 DV06																								
DV04	You have said that you are not married and are not living with a man as if married. Are you currently in an intimate relationship with a man even though you are not living with him?	YES 1 NO 2	DV06																								
DV05	Have you ever been in an intimate relationship with a man even though you did not ever live with him?	YES 1 NO 2	DV19																								
DV06	Now, I am going to ask you about some situations that can happen between some women and their (husband/male partner). A. Please tell me if these descriptions apply to your relationship with your (last) (husband/male partner). B. How often did this happen during the last 12 months: often, only sometimes, or not at all?																										
		<table border="1"> <thead> <tr> <th>EVER</th><th>OFTEN</th><th>SOME- TIMES</th><th>NOT IN LAST 12 MONTHS</th></tr> </thead> <tbody> <tr> <td>a) He (is/was) jealous or angry if you (talk/talked) to other men. YES 1 NO 2</td><td>→ 1</td><td>2</td><td>3</td></tr> <tr> <td>b) He wrongly (accuses/accused) you of being unfaithful. YES 1 NO 2</td><td>→ 1</td><td>2</td><td>3</td></tr> <tr> <td>c) He (does/did) not permit you to meet your female friends. YES 1 NO 2</td><td>→ 1</td><td>2</td><td>3</td></tr> <tr> <td>d) He (tries/tried) to limit your contact with your family. YES 1 NO 2</td><td>→ 1</td><td>2</td><td>3</td></tr> <tr> <td>e) He (insists/insisted) on knowing where you (are/were) at all times. YES 1 NO 2</td><td>→ 1</td><td>2</td><td>3</td></tr> </tbody> </table>	EVER	OFTEN	SOME- TIMES	NOT IN LAST 12 MONTHS	a) He (is/was) jealous or angry if you (talk/talked) to other men. YES 1 NO 2	→ 1	2	3	b) He wrongly (accuses/accused) you of being unfaithful. YES 1 NO 2	→ 1	2	3	c) He (does/did) not permit you to meet your female friends. YES 1 NO 2	→ 1	2	3	d) He (tries/tried) to limit your contact with your family. YES 1 NO 2	→ 1	2	3	e) He (insists/insisted) on knowing where you (are/were) at all times. YES 1 NO 2	→ 1	2	3	
EVER	OFTEN	SOME- TIMES	NOT IN LAST 12 MONTHS																								
a) He (is/was) jealous or angry if you (talk/talked) to other men. YES 1 NO 2	→ 1	2	3																								
b) He wrongly (accuses/accused) you of being unfaithful. YES 1 NO 2	→ 1	2	3																								
c) He (does/did) not permit you to meet your female friends. YES 1 NO 2	→ 1	2	3																								
d) He (tries/tried) to limit your contact with your family. YES 1 NO 2	→ 1	2	3																								
e) He (insists/insisted) on knowing where you (are/were) at all times. YES 1 NO 2	→ 1	2	3																								

SECTION 14. DOMESTIC VIOLENCE MODULE

NO.	QUESTIONS AND FILTERS	CODING CATEGORIES				SKIP
DV07	<p>Now I need to ask some more questions about your relationship with your (last) (husband/male partner).</p> <p>A. Did your (last) (husband/male partner) ever:</p>	<p>B. How often did this happen during the last 12 months: often, only sometimes, or not at all?</p>				
		EVER	OFTEN	SOME- TIMES	NOT IN LAST 12 MONTHS	
	a) say or do something to humiliate you in front of others?	YES 1 NO 2	→ 1	2	3	
	b) threaten to hurt or harm you or someone you care about?	YES 1 NO 2	→ 1	2	3	
	c) insult you or make you feel bad about yourself?	YES 1 NO 2	→ 1	2	3	
	d) Restrict or exploit or sabotage your ability to acquire or access or maintain economic resources?	YES 1 NO 2	→ 1	2	3	
DV08	<p>A. Did your (last) (husband/male partner) ever do any of the following things to you:</p>	<p>B. How often did this happen during the last 12 months: often, only sometimes, or not at all?</p>				
		EVER	OFTEN	SOME- TIMES	NOT IN LAST 12 MONTHS	
	a) push you, shake you, or throw something at you?	YES 1 NO 2	→ 1	2	3	
	b) slap you?	YES 1 NO 2	→ 1	2	3	
	c) twist your arm or pull your hair?	YES 1 NO 2	→ 1	2	3	
	d) punch you with his fist or with something that could hurt you?	YES 1 NO 2	→ 1	2	3	
	e) kick you, drag you, or beat you up?	YES 1 NO 2	→ 1	2	3	
	f) try to choke you or burn you on purpose?	YES 1 NO 2	→ 1	2	3	
	g) attack you with a knife, gun, or other weapon?	YES 1 NO 2	→ 1	2	3	
	h) physically force you to have sexual intercourse with him when you did not want to?	YES 1 NO 2	→ 1	2	3	
	i) physically force you to perform any other sexual acts you did not want to?	YES 1 NO 2	→ 1	2	3	
	j) force you with threats or in any other way to perform sexual acts you did not want to?	YES 1 NO 2	→ 1	2	3	

SECTION 14. DOMESTIC VIOLENCE MODULE

NO.	QUESTIONS AND FILTERS	CODING CATEGORIES	SKIP
DV09	CHECK DV08A (a-j): <div style="display: flex; justify-content: space-around; align-items: center;"> <div style="text-align: center;"> AT LEAST ONE 'YES' <input type="checkbox"/> </div> <div style="text-align: center;"> NOT A SINGLE 'YES' <input type="checkbox"/> </div> </div>		→ DV11
DV10	Did the following ever happen as a result of what your (last) (husband/male partner) did to you: a) You had cuts, bruises, or aches? b) You had eye injuries, sprains, dislocations, or burns? c) You had deep wounds, broken bones, broken teeth, or any other serious injury? d) You felt humiliated, stressed, isolated, lonely, anxious or any other form of emotional harm?	YES 1 NO 2 YES 1 NO 2 YES 1 NO 2 YES 1 NO 2	
DV11	Have you ever hit, slapped, kicked, or done anything else to physically hurt your (last) (husband/male partner) at times when he was not already beating or physically hurting you?	YES 1 NO 2	→ DV13
DV12	In the last 12 months, how often have you done this to your (last) (husband/male partner): often, only sometimes, or not at all?	OFTEN 1 SOMETIMES 2 NOT AT ALL 3	
DV13	Does (did) your (last) (husband/male partner) drink alcohol?	YES 1 NO 2	→ DV15
DV14	How frequently does (did) he get drunk: often, only sometimes, or never?	OFTEN 1 SOMETIMES 2 NEVER 3	
DV15	Are (Were) you afraid of your (last) (husband/male partner): most of the time, sometimes, or never?	MOST OF THE TIME AFRAID 1 SOMETIMES AFRAID 2 NEVER AFRAID 3	

SECTION 14. DOMESTIC VIOLENCE MODULE

NO.	QUESTIONS AND FILTERS	CODING CATEGORIES	SKIP																																								
DV16	<p>A. So far we have been talking about the behavior of your (current/last) (husband/male partner). Now I want to ask you about the behavior of any previous husband or any other current or previous male partner that you may have ever had.</p>	<p>B. How long ago did this last happen?</p> <table border="1"> <thead> <tr> <th>EVER</th><th>0 - 11 MONTHS AGO</th><th>12+ MONTHS AGO</th><th>DON'T REMEMBER</th></tr> </thead> <tbody> <tr> <td colspan="4">HAS NEVER HAD ANOTHER HUSBAND/ MALE PARTNER 6</td></tr> <tr> <td>YES 1</td><td>1</td><td>2</td><td>3</td></tr> <tr> <td>NO 2 ↓</td><td></td><td></td><td></td></tr> <tr> <td>YES 1</td><td>1</td><td>2</td><td>3</td></tr> <tr> <td>NO 2 ↓</td><td></td><td></td><td></td></tr> <tr> <td>YES 1</td><td>1</td><td>2</td><td>3</td></tr> <tr> <td>NO 2 ↓</td><td></td><td></td><td></td></tr> <tr> <td>YES 1</td><td>1</td><td>2</td><td>3</td></tr> <tr> <td>NO 2 ↓</td><td></td><td></td><td></td></tr> </tbody> </table>	EVER	0 - 11 MONTHS AGO	12+ MONTHS AGO	DON'T REMEMBER	HAS NEVER HAD ANOTHER HUSBAND/ MALE PARTNER 6				YES 1	1	2	3	NO 2 ↓				YES 1	1	2	3	NO 2 ↓				YES 1	1	2	3	NO 2 ↓				YES 1	1	2	3	NO 2 ↓				
EVER	0 - 11 MONTHS AGO	12+ MONTHS AGO	DON'T REMEMBER																																								
HAS NEVER HAD ANOTHER HUSBAND/ MALE PARTNER 6																																											
YES 1	1	2	3																																								
NO 2 ↓																																											
YES 1	1	2	3																																								
NO 2 ↓																																											
YES 1	1	2	3																																								
NO 2 ↓																																											
YES 1	1	2	3																																								
NO 2 ↓																																											
DV17	<p>CHECK DV08A (h-j) AND DV16A (b):</p> <p>AT LEAST ONE 'YES' <input type="checkbox"/></p>	<p>NOT A SINGLE YES <input type="checkbox"/></p>	→ DV19																																								
DV18	<p>How old were you the first time you were forced to have sexual intercourse or perform any other sexual acts that you did not want to by any current or previous husband or male partner?</p>	<p>AGE IN COMPLETED YEARS <input type="text"/> <input type="text"/></p> <p>DON'T KNOW 98</p>																																									
DV19	<p>CHECK 212 AND 232:</p> <p>CURRENTLY PREGNANT 232=1 OR HAD ONE OR MORE PAST PREGNANCIES 212>0 <input type="checkbox"/></p>	<p>NOT PREGNANT 232=2 AND NO PAST PREGNANCIES 212=0 <input type="checkbox"/></p>	→ DV22																																								
DV20	<p>Has any one ever hit, slapped, kicked, or done anything else to hurt you physically while you were pregnant?</p>	<p>YES 1</p> <p>NO 2</p>	→ DV22																																								

SECTION 14. DOMESTIC VIOLENCE MODULE

NO.	QUESTIONS AND FILTERS	CODING CATEGORIES	SKIP		
DV21	<p>Who has done any of these things to physically hurt you while you were pregnant?</p> <p>Anyone else?</p> <p>RECORD ALL MENTIONED.</p>	<p>CURRENT HUSBAND/PARTNER . . . A</p> <p>MOTHER/STEP-MOTHE B</p> <p>FATHER/STEP-FATHER C</p> <p>SISTER/BROTHER D</p> <p>DAUGHTER/SON E</p> <p>OTHER RELATIVE F</p> <p>FORMER HUSBAND/PARTNER . . . G</p> <p>CURRENT BOYFRIEND H</p> <p>FORMER BOYFRIEND I</p> <p>MOTHER-IN-LAW J</p> <p>FATHER-IN-LAW K</p> <p>OTHER IN-LAW L</p> <p>TEACHER M</p> <p>SCHOOLMATE/CLASSMATE N</p> <p>EMPLOYER/SOMEONE AT WOR. . . O</p> <p>POLICE/SOLDIER P</p> <p>OTHER _____ X</p> <p align="center">(SPECIFY)</p>			
DV22	<p>CHECK 701 AND 702 AND DV04 AND DV05:</p> <table border="0"> <tr> <td> <p>EVER MARRIED/EVER <input type="checkbox"/></p> <p>LIVED WITH A MAN/ <input type="checkbox"/></p> <p>EVER HAD A</p> <p>MALE PARTNER</p> <p>a) From the time you were 15 years old, has anyone other than a husband or male partner, hit you, slapped you, kicked you, or done anything else to hurt you physically? Remember, I do not want you to include any husband or any other male partner.</p> </td> <td> <p>NEVER MARRIED/ <input type="checkbox"/></p> <p>NEVER HAD <input type="checkbox"/></p> <p>A MALE PARTNER</p> <p>b) From the time you were 15 years old has anyone hit you, slapped you, kicked you, or done anything else to hurt you physically?</p> </td> </tr> </table>	<p>EVER MARRIED/EVER <input type="checkbox"/></p> <p>LIVED WITH A MAN/ <input type="checkbox"/></p> <p>EVER HAD A</p> <p>MALE PARTNER</p> <p>a) From the time you were 15 years old, has anyone other than a husband or male partner, hit you, slapped you, kicked you, or done anything else to hurt you physically? Remember, I do not want you to include any husband or any other male partner.</p>	<p>NEVER MARRIED/ <input type="checkbox"/></p> <p>NEVER HAD <input type="checkbox"/></p> <p>A MALE PARTNER</p> <p>b) From the time you were 15 years old has anyone hit you, slapped you, kicked you, or done anything else to hurt you physically?</p>	<p>YES 1</p> <p>NO 2</p> <p>REFUSED TO ANSWER/ NO ANSWER 3</p> <p align="right">→ DV25</p>	
<p>EVER MARRIED/EVER <input type="checkbox"/></p> <p>LIVED WITH A MAN/ <input type="checkbox"/></p> <p>EVER HAD A</p> <p>MALE PARTNER</p> <p>a) From the time you were 15 years old, has anyone other than a husband or male partner, hit you, slapped you, kicked you, or done anything else to hurt you physically? Remember, I do not want you to include any husband or any other male partner.</p>	<p>NEVER MARRIED/ <input type="checkbox"/></p> <p>NEVER HAD <input type="checkbox"/></p> <p>A MALE PARTNER</p> <p>b) From the time you were 15 years old has anyone hit you, slapped you, kicked you, or done anything else to hurt you physically?</p>				
DV23	<p>Who has hurt you in this way?</p> <p>Anyone else?</p> <p>RECORD ALL MENTIONED.</p>	<p>MOTHER/STEP-MOTHER A</p> <p>FATHER/STEP-FATHEF B</p> <p>SISTER/BROTHER C</p> <p>DAUGHTER/SON D</p> <p>OTHER RELATIVE E</p> <p>CURRENT BOYFRIEND F</p> <p>FORMER BOYFRIEND G</p> <p>MOTHER-IN-LAW H</p> <p>FATHER-IN-LAW I</p> <p>OTHER IN-LAW J</p> <p>TEACHER K</p> <p>SCHOOLMATE/CLASSMATE L</p> <p>EMPLOYER/SOMEONE AT WORK . M</p> <p>POLICE/SOLDIER N</p> <p>OTHER _____ X</p> <p align="center">(SPECIFY)</p>			
DV24	<p>In the last 12 months, how often (has this person/have these persons) physically hurt you: often, only sometimes, or not at all?</p>	<p>OFTEN 1</p> <p>SOMETIMES 2</p> <p>NOT AT ALL 3</p>			

SECTION 14. DOMESTIC VIOLENCE MODULE

NO.	QUESTIONS AND FILTERS	CODING CATEGORIES	SKIP
DV25	CHECK 701 AND 702 AND DV04 AND DV05: <div style="display: flex; justify-content: space-between;"> <div style="text-align: center;"> EVER MARRIED/ EVER LIVED WITH A MAN/ EVER HAD A MALE PARTNER ↓ <input type="checkbox"/> </div> <div style="text-align: center;"> NEVER MARRIED/ NEVER HAD A MALE PARTNER <input type="checkbox"/> </div> </div>	→ DV27	
DV26	At any time in your life, as a child or as an adult, has anyone other than any previous husband or any other current or previous male partner ever forced you in any way to have sexual intercourse or perform any other sexual acts when you did not want to? Remember I do not want you to include any husband or male partner.	YES 1 NO 2 REFUSED TO ANSWER/ NO ANSWER 3	→ DV28 } → DV30B
DV27	At any time in your life, as a child or as an adult, has anyone ever forced you in any way to have sexual intercourse or perform any other sexual acts when you did not want to?	YES 1 NO 2 REFUSED TO ANSWER/ NO ANSWER 3	} → DV30B
DV28	CHECK 701 AND 702 AND DV04 AND DV05: <div style="display: flex;"> <div style="flex: 1;"> EVER MARRIED/EVER LIVED WITH A MAN/ EVER HAD A MALE PARTNER ↓ <input type="checkbox"/> </div> <div style="flex: 1; border-left: 1px dashed black; padding-left: 10px;"> NEVER MARRIED/ NEVER HAD A MALE PARTNER ↓ <input type="checkbox"/> </div> </div> <div style="display: flex;"> <div style="flex: 1;"> a) How old were you the first time you were forced to have sexual intercourse or perform any other sexual acts that you did not want to by anyone, not including any husband or any other male partner? </div> <div style="flex: 1;"> b) How old were you the first time you were forced to have sexual intercourse or perform any other sexual acts that you did not want to? </div> </div>	AGE IN COMPLETED YEARS <input style="width: 40px;" type="text"/> <input style="width: 40px;" type="text"/> DON'T KNOW 98	
DV29	Who has forced you to have sexual intercourse or perform any other sexual acts that you did not want to? Anyone else? RECORD ALL MENTIONED.	FATHER/STEP-FATHER A BROTHER/STEP-BROTHER B OTHER RELATIVE C CURRENT BOYFRIEND D FORMER BOYFRIEND E IN-LAW F OWN FRIEND/ACQUAINTANCE .. G FAMILY FRIEND H TEACHER I SCHOOLMATE/CLASSMATE J EMPLOYER/SOMEONE AT WOR.. K POLICE/SOLDIER L RELIGIOUS LEADER M STRANGER N OTHER _____ X <div style="text-align: center;">(SPECIFY)</div>	

SECTION 14. DOMESTIC VIOLENCE MODULE

NO.	QUESTIONS AND FILTERS	CODING CATEGORIES	SKIP
DV30	<p>CHECK 701 AND 702 AND DV04 AND DV05:</p> <div style="display: flex; justify-content: space-between;"> <div style="width: 45%;"> <p>EVER MARRIED/EVER LIVED WITH A MAN/EVER HAD A MALE PARTNER <input type="checkbox"/></p> <p>a) In the last 12 months, has anyone other than any previous husband or any other current or previous male partner forced you to have sexual intercourse or perform any other sexual acts that you did not want to?</p> </div> <div style="width: 45%;"> <p>NEVER MARRIED/NEVER HAD A MALE PARTNER <input type="checkbox"/></p> <p>b) In the last 12 months, has anyone forced you to have sexual intercourse or perform any other sexual acts that you did not want to?</p> </div> </div>	<p>YES 1</p> <p>NO 2</p>	→ DV30B
DV30A	At what place did these incidence(s) mostly happen?	<p>IN MY OWN HOME 01</p> <p>SOME OTHER HOUSE OR APARTMENT 02</p> <p>ELSEWHERE IN A RESIDENTIAL BUILDING 03</p> <p>AT SCHOOL OR WORKPLACE 04</p> <p>CAFÉ/RESTAURANT/PUB/CLUB/DISCO 05</p> <p>IN A SHOP 06</p> <p>ELSEWHERE INDOORS 07</p> <p>IN THE STREET/SQUARE/PARKING LOT/OTHER PUBLIC PLACE 08</p> <p>IN PUBLIC TRANSPORT 09</p> <p>OTHER 96</p> <p align="center">(SPECIFY)</p>	
DV30B	If you ever experience any form of violence, where or from whom could you seek help?	<p>OWN FAMILY A</p> <p>HUSBAND'S/PARTNER'S FAMILY B</p> <p>CURRENT/FORMER HUSBAND/PARTNER C</p> <p>CURRENT/FORMER BOYFRIEND D</p> <p>FRIEND E</p> <p>NEIGHBOR F</p> <p>RELIGIOUS LEADER G</p> <p>DOCTOR/MEDICAL PERSONNEL H</p> <p>POLICE I</p> <p>LAWYER J</p> <p>SOCIAL SERVICE ORGANIZATION THROUGH HELPLINES L</p> <p>SAFE SPACES/RESCUE CENTERS M</p> <p>CHIEF/OTHER NGAOS N</p> <p>OTHER X</p> <p align="center">(SPECIFY)</p> <p>DON'T KNOW Z</p>	
DV31	<p>CHECK DV08A (a-j), DV16A (a,b), DV20, DV22, DV26, AND DV27:</p> <div style="display: flex; justify-content: space-around;"> <p>AT LEAST ONE 'YES' <input type="checkbox"/></p> <p>NOT A SINGLE 'YES' <input type="checkbox"/></p> </div>		→ DV35
DV32	Thinking about what you yourself have experienced among the different things we have been talking about, have you ever tried to seek help?	<p>YES 1</p> <p>NO 2</p>	→ DV34

SECTION 14. DOMESTIC VIOLENCE MODULE

NO.	QUESTIONS AND FILTERS	CODING CATEGORIES	SKIP															
DV33	From whom or where have you sought help? RECORD ALL MENTIONED.	OWN FAMILY A HUSBAND'S/PARTNER'S FAMILY . B CURRENT/FORMER HUSBAND/PARTNER C CURRENT/FORMER BOYFRIEND... D FRIEND E NEIGHBOR F RELIGIOUS LEADER..... G DOCTOR/MEDICAL PERSONNEL... H POLICE I LAWYER J SOCIAL SERVICE ORGANIZATION K THROUGH HELPLINES L SAFE SPACES/RESCUE CENTERS M CHIEF/OTHER NGAOS N OTHER _____ X (SPECIFY)	<div style="border-left: 1px solid black; border-right: 1px solid black; height: 150px; position: relative;"> <div style="position: absolute; top: 150px; left: 50px;">→ DV35</div> </div>															
DV34	Have you ever told any one about this?	YES 1 NO 2																
DV35	As far as you know, did your father ever beat or hit your mother?	YES 1 NO 2 DON'T KNOW 8																
DV35A	As far as you know, did your mother ever beat or hit your father?	YES 1 NO 2 DON'T KNOW 8																
	VERBALLY SHARE THE HOTLINE NUMBER 1195 SHOULD THE RESPONDENT EVER WISH TO SEEK HELP OR REPORT DOMESTIC VIOLENCE. THANK THE RESPONDENT FOR HER COOPERATION AND REASSURE HER ABOUT THE CONFIDENTIALITY OF HER ANSWERS. FILL OUT THE QUESTIONS BELOW WITH REFERENCE TO THE DOMESTIC VIOLENCE MODULE ONLY.																	
DV36	<div style="display: flex;"> <div style="flex: 1;"> DID YOU HAVE TO INTERRUPT THE INTERVIEW BECAUSE SOME ADULT WAS TRYING TO LISTEN, OR CAME INTO THE ROOM, OR INTERFERED IN ANY OTHER WAY? </div> <div style="flex: 2;"> <table border="0"> <thead> <tr> <th></th><th>YES, ONCE</th><th>YES, MORE THAN ONCE</th><th>NO</th></tr> </thead> <tbody> <tr> <td>HUSBAND</td><td>1</td><td>2</td><td>3</td></tr> <tr> <td>OTHER MALE ADULT...</td><td>1</td><td>2</td><td>3</td></tr> <tr> <td>FEMALE ADULT.....</td><td>1</td><td>2</td><td>3</td></tr> </tbody> </table> </div> </div>		YES, ONCE	YES, MORE THAN ONCE	NO	HUSBAND	1	2	3	OTHER MALE ADULT...	1	2	3	FEMALE ADULT.....	1	2	3	
	YES, ONCE	YES, MORE THAN ONCE	NO															
HUSBAND	1	2	3															
OTHER MALE ADULT...	1	2	3															
FEMALE ADULT.....	1	2	3															
DV37	INTERVIEWER'S COMMENTS/EXPLANATION FOR NOT COMPLETING THE DOMESTIC VIOLENCE <hr/> <hr/> <hr/>																	

FOLLOW-ON STUDY CONSENT

1500 In the coming days, another team from Kenya National Bureau of Statistics would like to visit you to ask you additional questions about health and health care services. The information will be used by the Government of Kenya to plan strategies and programs aimed at improving the health and health services in your community. Your permission is completely voluntary and you can withdraw this permission at any time. However, we hope you will agree.

Do you have any questions?

Do you agree to another visit by a Kenya National Bureau of Statistics team?

SIGNATURE OF INTERVIEWER _____ DATE _____

RESPONDENT AGREES
TO BE REVISITED . . . 1

RESPONDENT DOES NOT AGREE
TO BE REVISITED . . . 2

1501	RECORD THE TIME.	HOURS	<input type="text"/>	<input type="text"/>
		MINUTES	<input type="text"/>	<input type="text"/>

INTERVIEWER'S OBSERVATIONS
TO BE FILLED IN AFTER COMPLETING INTERVIEW

COMMENTS ABOUT INTERVIEW:

COMMENTS ON SPECIFIC QUESTIONS:

ANY OTHER COMMENTS:

SUPERVISOR'S OBSERVATIONS

2022 KENYA DEMOGRAPHIC AND HEALTH SURVEY (KDHS)
 MAN'S QUESTIONNAIRE

KENYA
 KENYA NATIONAL BUREAU OF STATISTICS

IDENTIFICATION																								
COUNTY	<input style="width: 90%;" type="text"/>																							
SUB COUNTY	<input style="width: 90%;" type="text"/>																							
LOCATION	<input style="width: 90%;" type="text"/>																							
SUB LOCATION	<input style="width: 90%;" type="text"/>																							
KDHS CLUSTER NUMBER	<table border="1" style="display: inline-table; border-collapse: collapse;"> <tr> <td style="width: 25px; height: 25px;"></td> <td style="width: 25px; height: 25px;"></td> <td style="width: 25px; height: 25px;"></td> <td style="width: 25px; height: 25px;"></td> </tr> <tr> <td style="width: 25px; height: 25px;"></td> <td style="width: 25px; height: 25px;"></td> <td style="width: 25px; height: 25px;"></td> <td style="width: 25px; height: 25px;"></td> </tr> </table>																							
HOUSEHOLD NUMBER	<table border="1" style="display: inline-table; border-collapse: collapse;"> <tr> <td style="width: 25px; height: 25px;"></td> <td style="width: 25px; height: 25px;"></td> <td style="width: 25px; height: 25px;"></td> <td style="width: 25px; height: 25px;"></td> </tr> </table>																							
NAME OF HOUSEHOLD HEAD	<input style="width: 90%;" type="text"/>																							
NAME AND LINE NUMBER OF MAN	<table border="1" style="display: inline-table; border-collapse: collapse;"> <tr> <td style="width: 25px; height: 25px;"></td> <td style="width: 25px; height: 25px;"></td> </tr> <tr> <td style="width: 25px; height: 25px;"></td> <td style="width: 25px; height: 25px;"></td> </tr> </table>																							
MAN SELECTED FOR DV MODULE? (1=YES, 2=NO)	<table border="1" style="display: inline-table; border-collapse: collapse;"> <tr> <td style="width: 25px; height: 25px;"></td> </tr> </table>																							
INTERVIEWER VISITS																								
	1	2	3	FINAL VISIT																				
DATE	<input style="width: 50%;" type="text"/>	<input style="width: 50%;" type="text"/>	<input style="width: 50%;" type="text"/>	DAY <table border="1" style="display: inline-table; border-collapse: collapse;"> <tr> <td style="width: 25px; height: 25px;"></td> <td style="width: 25px; height: 25px;"></td> </tr> <tr> <td style="width: 25px; height: 25px;"></td> <td style="width: 25px; height: 25px;"></td> </tr> </table>																				
INTERVIEWER'S NAME	<input style="width: 50%;" type="text"/>	<input style="width: 50%;" type="text"/>	<input style="width: 50%;" type="text"/>	MONTH <table border="1" style="display: inline-table; border-collapse: collapse;"> <tr> <td style="width: 25px; height: 25px;"></td> <td style="width: 25px; height: 25px;"></td> </tr> <tr> <td style="width: 25px; height: 25px;"></td> <td style="width: 25px; height: 25px;"></td> </tr> </table>																				
RESULT*	<input style="width: 50%;" type="text"/>	<input style="width: 50%;" type="text"/>	<input style="width: 50%;" type="text"/>	YEAR <table border="1" style="display: inline-table; border-collapse: collapse;"> <tr> <td style="width: 25px; height: 25px; text-align: center;">2</td> <td style="width: 25px; height: 25px; text-align: center;">0</td> <td style="width: 25px; height: 25px;"></td> <td style="width: 25px; height: 25px;"></td> </tr> <tr> <td style="width: 25px; height: 25px;"></td> <td style="width: 25px; height: 25px;"></td> <td style="width: 25px; height: 25px;"></td> <td style="width: 25px; height: 25px;"></td> </tr> </table>	2	0																		
2	0																							
NEXT VISIT: DATE	<input style="width: 50%;" type="text"/>	<input style="width: 50%;" type="text"/>	<input style="width: 50%;" type="text"/>	INT. NO. <table border="1" style="display: inline-table; border-collapse: collapse;"> <tr> <td style="width: 25px; height: 25px;"></td> <td style="width: 25px; height: 25px;"></td> <td style="width: 25px; height: 25px;"></td> <td style="width: 25px; height: 25px;"></td> </tr> <tr> <td style="width: 25px; height: 25px;"></td> <td style="width: 25px; height: 25px;"></td> <td style="width: 25px; height: 25px;"></td> <td style="width: 25px; height: 25px;"></td> </tr> </table>																				
TIME	<input style="width: 50%;" type="text"/>	<input style="width: 50%;" type="text"/>	<input style="width: 50%;" type="text"/>	RESULT* <table border="1" style="display: inline-table; border-collapse: collapse;"> <tr> <td style="width: 25px; height: 25px;"></td> </tr> </table>																				
*RESULT CODES: 1 COMPLETED 4 REFUSED 7 OTHER <input style="width: 50%;" type="text"/> 2 NOT AT HOME 5 PARTLY COMPLETED SPECIFY 3 POSTPONED 6 INCAPACITATED																								
LANGUAGE OF QUESTIONNAIRE** <table border="1" style="display: inline-table; border-collapse: collapse;"> <tr> <td style="width: 25px; height: 25px; text-align: center;">0</td> <td style="width: 25px; height: 25px; text-align: center;">1</td> </tr> </table> LANGUAGE OF INTERVIEW** <table border="1" style="display: inline-table; border-collapse: collapse;"> <tr> <td style="width: 25px; height: 25px;"></td> <td style="width: 25px; height: 25px;"></td> </tr> </table> NATIVE LANGUAGE OF RESPONDENT** <table border="1" style="display: inline-table; border-collapse: collapse;"> <tr> <td style="width: 25px; height: 25px;"></td> <td style="width: 25px; height: 25px;"></td> </tr> </table> TRANSLATOR USED (YES = 1, NO = 2) <table border="1" style="display: inline-table; border-collapse: collapse;"> <tr> <td style="width: 25px; height: 25px;"></td> </tr> </table>					0	1																		
0	1																							
LANGUAGE OF QUESTIONNAIRE** ENGLISH <div style="margin-top: 10px;"> **LANGUAGE CODES: <table style="width: 100%; font-size: small;"> <tr> <td>01 ENGLISH</td> <td>06 KAMBA</td> <td>11 LUO</td> <td>16 SOMALI</td> </tr> <tr> <td>02 KISWAHILI</td> <td>07 KIKUYU</td> <td>12 MAASAI</td> <td>17 TURKANA</td> </tr> <tr> <td>03 BORANA</td> <td>08 KISII</td> <td>13 MERU</td> <td>96 OTHER</td> </tr> <tr> <td>04 EMBU</td> <td>09 LUHYA</td> <td>14 MIJIKENDA</td> <td></td> </tr> <tr> <td>05 KALENJIN</td> <td>10 MARAGOLI</td> <td>15 POKOT</td> <td style="text-align: right;">SPECIFY <input style="width: 50%;" type="text"/></td> </tr> </table> </div>					01 ENGLISH	06 KAMBA	11 LUO	16 SOMALI	02 KISWAHILI	07 KIKUYU	12 MAASAI	17 TURKANA	03 BORANA	08 KISII	13 MERU	96 OTHER	04 EMBU	09 LUHYA	14 MIJIKENDA		05 KALENJIN	10 MARAGOLI	15 POKOT	SPECIFY <input style="width: 50%;" type="text"/>
01 ENGLISH	06 KAMBA	11 LUO	16 SOMALI																					
02 KISWAHILI	07 KIKUYU	12 MAASAI	17 TURKANA																					
03 BORANA	08 KISII	13 MERU	96 OTHER																					
04 EMBU	09 LUHYA	14 MIJIKENDA																						
05 KALENJIN	10 MARAGOLI	15 POKOT	SPECIFY <input style="width: 50%;" type="text"/>																					
TEAM <table border="1" style="display: inline-table; border-collapse: collapse;"> <tr> <td style="width: 25px; height: 25px;"></td> <td style="width: 25px; height: 25px;"></td> </tr> </table> NUMBER			TEAM SUPERVISOR <div style="display: flex; align-items: center; margin-top: 10px;"> <input style="width: 50%;" type="text"/> <table border="1" style="display: inline-table; border-collapse: collapse;"> <tr> <td style="width: 25px; height: 25px;"></td> <td style="width: 25px; height: 25px;"></td> <td style="width: 25px; height: 25px;"></td> <td style="width: 25px; height: 25px;"></td> </tr> </table> NUMBER </div>																					

INTRODUCTION AND CONSENT

Hello. My name is _____. I am working with Kenya National Bureau of Statistics. We are conducting a survey about health and other topics all over Kenya. The information we collect will help the government to plan health services. Your household was selected for the survey. The questions usually take about 20 minutes. All of the answers you give will be confidential and will not be shared with anyone other than members of our survey team. You don't have to be in the survey, but we hope you will agree to answer the questions since your views are important. If I ask you any question you don't want to answer, just let me know and I will go on to the next question or you can stop the interview at any time.

In case you need more information about the survey, you may contact the person listed on the card that has already been given to your household.

Do you have any questions?
May I begin the interview now?

SIGNATURE OF INTERVIEWER _____ DATE _____

RESPONDENT AGREES
TO BE INTERVIEWED . . 1

RESPONDENT DOES NOT AGREE
TO BE INTERVIEWED .. 2 → END

SECTION 1. RESPONDENT'S BACKGROUND

NO.	QUESTIONS AND FILTERS	CODING CATEGORIES	SKIP
101	RECORD THE TIME.	HOURS MINUTES	
102	What county were you born in? REFER TO COUNTY CODE LIST IN INTERVIEWER'S MANUAL	COUNTY CODE OUTSIDE OF KENYA 96	→ 104
103	Which country were you born in?	COUNTRY	
104	How long have you been living continuously in (NAME OF CURRENT CITY, TOWN OR VILLAGE OF RESIDENCE)? IF LESS THAN ONE YEAR, RECORD '00' YEARS.	YEARS ALWAYS/NEVER MOVED 95 VISITOR 96	→ 110
105	CHECK 104: 00 - 04 YEARS <input type="checkbox"/> 05 YEARS <input type="checkbox"/> OR MORE		→ 107
106	In what month and year did you move here?	MONTH DON'T KNOW MONTH 98 YEAR DON'T KNOW YEAR 9998	
107	Just before you moved here, which county did you live in? REFER TO COUNTY CODE LIST IN INTERVIEWER'S MANUAL	COUNTY CODE OUTSIDE OF KENYA 96	
108	Just before you moved here, did you live in a city, in a town, or in a rural area?	CITY (NAIROBI, KISUMU, MOMBASA, NAKURU) 1 TOWN 2 RURAL AREA 3	

SECTION 1. RESPONDENT'S BACKGROUND

NO.	QUESTIONS AND FILTERS	CODING CATEGORIES	SKIP
109	Why did you move to this place?	ECONOMIC REASONS/BUSINESS 01 EDUCATION/TRAINING 02 MARRIAGE 03 FAMILY REUNIFICATION/OTHER FAMILY-RELATED REASON 04 FORCED DISPLACEMENT 05 OTHER 96 (SPECIFY)	
110	In what month and year were you born?	MONTH <input type="text"/> <input type="text"/> DON'T KNOW MONTH 98 YEAR <input type="text"/> <input type="text"/> <input type="text"/> <input type="text"/> DON'T KNOW YEAR 9998	
111	How old were you at your last birthday? COMPARE AND CORRECT 105 AND/OR 106 IF INCONSISTENT.	AGE IN COMPLETED YEARS <input type="text"/> <input type="text"/>	
112	In general, would you say your health is very good, good, moderate, bad, or very bad?	VERY GOOD 1 GOOD 2 MODERATE 3 BAD 4 VERY BAD 5	
113	Have you ever attended school?	YES 1 NO 2	→ 117
114	What is the highest level of school you attended: primary, secondary/'A' level, college, university, or vocational?	PRIMARY 1 SECONDARY/ 'A' LEVEL 2 MIDDLE LEVEL COLLEGE (CERTIFICATE/ DIPLOMA) 3 UNIVERSITY 4 VOCATIONAL TRAINING 5 INFORMAL EDUCATION (MADRASA/ ADULT BASIC) 6	
115	What is the highest (standard/grade/form/year) you completed at that level? IF COMPLETED LESS THAN ONE YEAR AT THAT LEVEL, RECORD '00'.	STANDARD/GRADE/FORM/YEAR .. <input type="text"/> <input type="text"/>	
116	CHECK 114: PRIMARY, SECONDARY, <input type="checkbox"/> VOCATIONAL OR INFORMAL COLLEGE OR <input type="checkbox"/> UNIVERSITY		→ 119
117	Now I would like you to read this sentence to me. SHOW CARD TO RESPONDENT. IF RESPONDENT CANNOT READ WHOLE SENTENCE, PROBE: Can you read any part of the sentence to me?	CANNOT READ AT ALL 1 ABLE TO READ ONLY PART OF THE SENTENCE 2 ABLE TO READ WHOLE SENTENCE 3 NO CARD WITH REQUIRED LANGUAGE 4 (SPECIFY LANGUAGE) BLIND/VISUALLY IMPAIRED 5	
118	CHECK 117: CODE '2', '3' <input type="checkbox"/> OR '4' <input type="checkbox"/> CIRCLED CODE '1' OR '5' <input type="checkbox"/> CIRCLED		→ 120
119	Do you read a newspaper or magazine at least once a week, less than once a week or not at all?	AT LEAST ONCE A WEEK 1 LESS THAN ONCE A WEEK 2 NOT AT ALL 3	

SECTION 1. RESPONDENT'S BACKGROUND

NO.	QUESTIONS AND FILTERS	CODING CATEGORIES	SKIP
120	Do you listen to the radio at least once a week, less than once a week or not at all?	AT LEAST ONCE A WEEK 1 LESS THAN ONCE A WEEK 2 NOT AT ALL 3	
121	Do you watch television at least once a week, less than once a week or not at all?	AT LEAST ONCE A WEEK 1 LESS THAN ONCE A WEEK 2 NOT AT ALL 3	
122	Do you own a mobile phone?	YES 1 NO 2	→ 124
123	Is your mobile phone a smart phone?	YES 1 NO 2	
124	In the last 12 months, have you used a mobile phone to make financial transactions such as sending or receiving money, paying bills, purchasing goods or services, or receiving wages?	YES 1 NO 2	
125	Do you have an account in a bank or other financial institution that you yourself use?	YES 1 NO 2	→ 127
126	Did you yourself put money in or take money out of this account in the last 12 months?	YES 1 NO 2	
127	Have you ever used the Internet from any location on any device?	YES 1 NO 2	→ 130
128	In the last 12 months, have you used the Internet? IF NECESSARY, PROBE FOR USE FROM ANY LOCATION, WITH ANY DEVICE.	YES 1 NO 2	→ 130
129	During the last one month, how often did you use the Internet: almost every day, at least once a week, less than once a week, or not at all?	ALMOST EVERY DAY 1 AT LEAST ONCE A WEEK 2 LESS THAN ONCE A WEEK 3 NOT AT ALL 4	
130	What is your religion?	CATHOLIC 01 PROTESTANT 02 EVANGELICAL CHURCHES 03 AFRICAN INSTITUTED CHURCHES 04 ORTHODOX 05 OTHER CHRISTIAN 06 ISLAM 07 HINDU 08 TRADITIONISTS 09 NO RELIGION/ ATHEISTS 10 OTHER RELIGION _____ 96 (SPECIFY)	
131	What is your ethnic group?	EMBU 01 KALENJIN 02 KAMBA 03 KIKUYU 04 KISII 05 LUHYA 06 LUO 07 MAASAI 08 MERU 09 MIJIKENDA/SWAHILI 10 SOMALI 11 TAITA/TAVETA 12 OTHER _____ 96 (SPECIFY)	

SECTION 2. REPRODUCTION

NO.	QUESTIONS AND FILTERS	CODING CATEGORIES	SKIP								
201	Now I would like to ask about any children you have had during your life. I am interested in all of the children that are biologically yours, even if they are not legally yours or do not have your last name. Have you ever fathered any children with any woman?	YES 1 NO 2 DON'T KNOW 8	→ 206								
202	Do you have any sons or daughters that you have fathered who are now living with you?	YES 1 NO 2	→ 204								
203	a) How many sons live with you? b) And how many daughters live with you? IF NONE, RECORD '00'.	a) SONS AT HOME <table border="1" style="display: inline-table; vertical-align: middle;"><tr><td> </td><td> </td></tr><tr><td> </td><td> </td></tr></table> b) DAUGHTERS AT HOME <table border="1" style="display: inline-table; vertical-align: middle;"><tr><td> </td><td> </td></tr><tr><td> </td><td> </td></tr></table>									
204	Do you have any sons or daughters that you have fathered who are alive but do not live with you?	YES 1 NO 2	→ 206								
205	a) How many sons are alive but do not live with you? b) And how many daughters are alive but do not live with you? IF NONE, RECORD '00'.	a) SONS ELSEWHERE <table border="1" style="display: inline-table; vertical-align: middle;"><tr><td> </td><td> </td></tr><tr><td> </td><td> </td></tr></table> b) DAUGHTERS ELSEWHERE <table border="1" style="display: inline-table; vertical-align: middle;"><tr><td> </td><td> </td></tr><tr><td> </td><td> </td></tr></table>									
206	Have you ever fathered a son or a daughter who was born alive but later died? IF NO, PROBE: Any baby who cried, who made any movement, sound, or effort to breathe, or who showed any other signs of life even if for a very short time?	YES 1 NO 2 DON'T KNOW 8	→ 208								
207	a) How many boys have died? b) And how many girls have died? IF NONE, RECORD '00'.	a) BOYS DEAD <table border="1" style="display: inline-table; vertical-align: middle;"><tr><td> </td><td> </td></tr><tr><td> </td><td> </td></tr></table> b) GIRLS DEAD <table border="1" style="display: inline-table; vertical-align: middle;"><tr><td> </td><td> </td></tr><tr><td> </td><td> </td></tr></table>									
208	SUM ANSWERS TO 203, 205, AND 207, AND ENTER TOTAL. IF NONE, RECORD '00'.	TOTAL CHILDREN <table border="1" style="display: inline-table; vertical-align: middle;"><tr><td> </td><td> </td></tr></table>									
209	CHECK 208: <div style="display: flex; justify-content: space-around; align-items: center;"> <div style="text-align: center;"> HAS HAD MORE THAN ONE CHILD <input type="checkbox"/> </div> <div style="text-align: center;"> HAS HAD ONLY ONE CHILD <input type="checkbox"/> </div> </div> <div style="display: flex; justify-content: space-around; align-items: center; margin-top: 10px;"> <div style="text-align: center;"> HAS NOT HAD ANY CHILDREN <input type="checkbox"/> </div> </div>		→ 211 → 301								
210	Did all of the children you have fathered have the same biological mother?	YES 1 NO 2									
211	CHECK 208: <div style="display: flex; justify-content: space-around; align-items: center;"> <div style="text-align: center;"> HAS HAD MORE THAN ONE CHILD <input type="checkbox"/> </div> <div style="text-align: center;"> HAS HAD ONLY ONE CHILD <input type="checkbox"/> </div> </div> <div style="display: flex; justify-content: space-around; align-items: center; margin-top: 10px;"> <div style="text-align: center;"> a) How old were you when your first child was born? </div> <div style="text-align: center;"> b) How old were you when your child was born? </div> </div>	AGE IN YEARS <table border="1" style="display: inline-table; vertical-align: middle;"><tr><td> </td><td> </td></tr></table>									
212	CHECK 203 AND 205: <div style="display: flex; justify-content: space-around; align-items: center;"> <div style="text-align: center;"> AT LEAST ONE LIVING CHILD <input type="checkbox"/> </div> <div style="text-align: center;"> NO LIVING CHILDREN <input type="checkbox"/> </div> </div>		→ 301								

SECTION 2. REPRODUCTION

NO.	QUESTIONS AND FILTERS	CODING CATEGORIES	SKIP
213	<p>CHECK 203 AND 205:</p> <div style="display: flex; justify-content: space-between;"> <div style="width: 45%;"> <p>MORE THAN ONE <input type="checkbox"/> LIVING CHILD ↓</p> <p>a) How old is your youngest child?</p> </div> <div style="width: 45%;"> <p>ONLY ONE <input type="checkbox"/> LIVING CHILD ↓</p> <p>b) How old is your child?</p> </div> </div>	<p>AGE IN YEARS <input type="text"/> <input type="text"/></p>	
214	<p>CHECK 213:</p> <div style="display: flex; justify-content: space-around;"> <div> <p>(YOUNGEST) CHILD IS <input type="checkbox"/> AGE 0-2 YEARS ↓</p> </div> <div> <p>(YOUNGEST) CHILD IS <input type="checkbox"/> AGE 3 YEARS OR OLDER</p> </div> </div>		→ 301
215	<p>CHECK 203 AND 205:</p> <div style="display: flex; justify-content: space-between;"> <div style="width: 45%;"> <p>MORE THAN ONE <input type="checkbox"/> LIVING CHILD ↓</p> <p>a) What is the name of your youngest child?</p> </div> <div style="width: 45%;"> <p>ONLY ONE <input type="checkbox"/> LIVING CHILD ↓</p> <p>b) What is the name of your child?</p> </div> </div>	<p>_____</p> <p align="center">(NAME OF (YOUNGEST) CHILD)</p>	
216	When (NAME)'s mother was pregnant with (NAME), did she have any antenatal check-ups?	<p>YES 1</p> <p>NO 2</p> <p>DON'T KNOW 8</p>	→ 218
217	Were you ever present during any of those antenatal check-ups?	<p>PRESENT 1</p> <p>NOT PRESENT 2</p>	
218	Was (NAME) born in a hospital or health facility?	<p>HOSPITAL/HEALTH FACILITY 1</p> <p>OTHER 2</p>	→ 301
219	Did you go with (NAME's) mother to the health facility where she gave birth to (NAME)?	<p>YES 1</p> <p>NO 2</p>	

SECTION 3. CONTRACEPTION

301	Now I would like to talk about family planning - the various ways or methods that a couple can use to delay or avoid a pregnancy. Have you ever heard of (METHOD)?	
01	Female Sterilization. PROBE: Women can have an operation to avoid having any more children.	YES 1 NO 2
02	Male Sterilization. PROBE: Men can have an operation to avoid having any more children.	YES 1 NO 2
03	IUD. PROBE: Women can have a loop or coil placed inside them by a doctor or a nurse which can prevent pregnancy for one or more years.	YES 1 NO 2
04	Injectables. PROBE: Women can have an injection by a health provider that stops them from becoming pregnant for one or more months.	YES 1 NO 2
05	Implants. PROBE: Women can have one or more small rods placed in their upper arm by a doctor or nurse which can prevent pregnancy for one or more years.	YES 1 NO 2
06	Pill. PROBE: Women can take a pill every day to avoid becoming pregnant.	YES 1 NO 2
07	Male Condom. PROBE: Men can put a rubber sheath on their penis before sexual intercourse.	YES 1 NO 2
08	Female Condom. PROBE: Women can place a sheath in their vagina before sexual intercourse.	YES 1 NO 2
09	Emergency Contraception. PROBE: As an emergency measure, within 3 days after they have unprotected sexual intercourse, women can take special pills to prevent pregnancy.	YES 1 NO 2
10	Standard Days Method. PROBE: A woman uses a string of colored beads to know the days she can get pregnant. On the days she can get pregnant, she uses a condom or does not have sexual intercourse.	YES 1 NO 2
11	Lactational Amenorrhea Method (LAM). PROBE: Up to 6 months after childbirth, before the menstrual period has returned, women use a method requiring frequent breastfeeding day and night.	YES 1 NO 2
12	Rhythm Method. PROBE: To avoid pregnancy, women do not have sexual intercourse on the days of the month they think they can get pregnant.	YES 1 NO 2
13	Withdrawal. PROBE: Men can be careful and pull out before climax/ ejaculation.	YES 1 NO 2
14	Have you heard of any other ways or methods that women or men can use to avoid pregnancy?	YES, MODERN METHOD _____ A (SPECIFY) YES, TRADITIONAL METHOD _____ B (SPECIFY) NO Y

SECTION 3. CONTRACEPTION

NO.	QUESTIONS AND FILTERS	CODING CATEGORIES			SKIP
302	In the last 12 months have you:	YES NO			
	a) Heard about family planning on the radio?	a) RADIO	1	2	
	b) Seen anything about family planning on the television?	b) TELEVISION	1	2	
	c) Read about family planning in a newspaper or magazine?	c) NEWSPAPER OR MAGAZINE ...	1	2	
	d) Received a voice or text message about family planning on a mobile phone?	d) MOBILE PHONE	1	2	
	e) Seen anything about family planning on social media such as Facebook, Twitter, Instagram, Tiktok, or WhatsApp?	e) FACEBOOK/TWITTER/INSTAGRAM/ TIKTOK/WHATSAPP	1	2	
	f) Seen anything about family planning on a poster, leaflet or brochure?	f) POSTER/LEAFLET/ BROCHURE	1	2	
	g) Seen anything about family planning on an outdoor sign or billboard?	g) OUTDOOR SIGN/BILLBOARD ...	1	2	
	h) Heard anything about family planning at community meetings or events?	h) COMMUNITY MEETINGS/ EVENTS	1	2	
	i) Heard anything about family planning from friends/ peers?	i) FRIENDS/ PEERS	1	2	
	j) Have you seen anything on family planning on the internet?	j) INTERNET	1	2	
303	In the last few months, have you discussed family planning with a health worker or health professional?	YES	1		
		NO	2		
304	Now I would like to ask you about a woman's risk of pregnancy. From one menstrual period to the next, are there certain days when a woman is more likely to become pregnant when she has sexual relations?	YES	1		
		NO	2		
		DON'T KNOW	8		→ 306
305	Is this time just before her period begins, during her period, right after her period has ended, or halfway between two periods?	JUST BEFORE HER PERIOD BEGINS	1		
		DURING HER PERIOD	2		
		RIGHT AFTER HER PERIOD HAS ENDED ...	3		
		HALFWAY BETWEEN TWO PERIODS	4		
		OTHER _____	6		
		(SPECIFY)			
		DON'T KNOW	8		
306	After the birth of a child, can a woman become pregnant before her menstrual period has returned?	YES	1		
		NO	2		
		DON'T KNOW	8		
307	I will now read you some statements about contraception. Please tell me if you agree or disagree with each one.	AGREE DIS-AGREE DK			
	a) Contraception is a woman's concern and a man should not have to worry about it.	a) CONTRACEPTION WOMAN'S CONCERN	1	2	8
	b) Women who use contraception may become promiscuous.	b) WOMEN MAY BECOME PROMISCUOUS ..	1	2	8

SECTION 4. MARRIAGE AND SEXUAL ACTIVITY

NO.	QUESTIONS AND FILTERS	CODING CATEGORIES	SKIP															
401	Now I would like to talk about marriage. Are you currently married or living together with a woman as if married?	YES, CURRENTLY MARRIED 1 YES, LIVING WITH A WOMAN 2 NO, NOT IN UNION 3	→ 404															
402	Have you ever been married or lived together with a woman as if married?	YES, PREVIOUSLY MARRIED 1 YES, LIVED WITH A WOMAN 2 NO 3	→ 413															
403	What is your marital status now: are you widowed, divorced, or separated?	WIDOWED 1 DIVORCED 2 SEPARATED 3	→ 410															
404	Is your (wife/partner) living with you now or is she staying elsewhere?	LIVING WITH HIM 1 STAYING ELSEWHERE 2																
405	Do you have other wives or do you live with other women as if married?	YES (MORE THAN ONE WIFE) 1 NO (ONLY ONE WIFE) 2	→ 407															
406	Altogether, how many wives or live-in partners do you have?	TOTAL NUMBER OF WIVES AND LIVE-IN PARTNERS <input type="text"/> <input type="text"/>																
407	<p>CHECK 405:</p> <div style="display: flex; justify-content: space-around;"> <div style="text-align: center;"> <p>ONE WIFE/ PARTNER <input type="checkbox"/></p> <p>↓</p> <p>a) Please tell me the name of (your wife/the woman you are living with as if married).</p> </div> <div style="text-align: center;"> <p>MORE THAN ONE WIFE/ PARTNER <input type="checkbox"/></p> <p>↓</p> <p>b) Please tell me the name of your (first/next) wife or woman you are living with as if married.</p> </div> </div> <p>RECORD THE NAME AND THE LINE NUMBER FROM THE HOUSEHOLD QUESTIONNAIRE FOR THE (FIRST/NEXT) WIFE OR LIVE-IN PARTNER.</p> <p>IF A WOMAN IS NOT LISTED IN THE HOUSEHOLD, RECORD '00'.</p>	<table border="1"> <thead> <tr> <th>NAME</th><th>LINE NUMBER</th><th>AGE</th></tr> </thead> <tbody> <tr> <td>_____</td><td><input type="text"/> <input type="text"/></td><td><input type="text"/> <input type="text"/></td></tr> <tr> <td>_____</td><td><input type="text"/> <input type="text"/></td><td><input type="text"/> <input type="text"/></td></tr> <tr> <td>_____</td><td><input type="text"/> <input type="text"/></td><td><input type="text"/> <input type="text"/></td></tr> <tr> <td>_____</td><td><input type="text"/> <input type="text"/></td><td><input type="text"/> <input type="text"/></td></tr> </tbody> </table>	NAME	LINE NUMBER	AGE	_____	<input type="text"/> <input type="text"/>	<input type="text"/> <input type="text"/>	_____	<input type="text"/> <input type="text"/>	<input type="text"/> <input type="text"/>	_____	<input type="text"/> <input type="text"/>	<input type="text"/> <input type="text"/>	_____	<input type="text"/> <input type="text"/>	<input type="text"/> <input type="text"/>	<p>408</p> <p>How old was (NAME/this wife or partner) on her last birthday?</p>
NAME	LINE NUMBER	AGE																
_____	<input type="text"/> <input type="text"/>	<input type="text"/> <input type="text"/>																
_____	<input type="text"/> <input type="text"/>	<input type="text"/> <input type="text"/>																
_____	<input type="text"/> <input type="text"/>	<input type="text"/> <input type="text"/>																
_____	<input type="text"/> <input type="text"/>	<input type="text"/> <input type="text"/>																
408	How old was (NAME/this wife or partner) on her last birthday?																	
	RETURN TO 407 FOR THE NEXT WIFE OR LIVE-IN PARTNER.																	
409	<p>CHECK 407:</p> <div style="display: flex; justify-content: space-around;"> <div style="text-align: center;"> <p>ONE WIFE/ PARTNER <input type="checkbox"/></p> <p>↓</p> </div> <div style="text-align: center;"> <p>MORE THAN ONE WIFE/ PARTNER <input type="checkbox"/></p> </div> </div>		→ 411															
410	Have you been married or lived with a woman only once or more than once?	MORE THAN ONCE 1 ONLY ONCE 2																

SECTION 4. MARRIAGE AND SEXUAL ACTIVITY

NO.	QUESTIONS AND FILTERS	CODING CATEGORIES	SKIP
411	<p>CHECK 405 AND 410:</p> <div style="display: flex; justify-content: space-around;"> <div style="text-align: center;"> <p>BOTH ARE CODE '2' <input type="checkbox"/></p> <p>a) In what month and year did you start living with your (wife/partner)?</p> </div> <div style="text-align: center;"> <p>OTHER <input type="checkbox"/></p> <p>b) Now I would like to ask about your first (wife/partner). In what month and year did you start living with her?</p> </div> </div>	<p>MONTH <input type="text"/> <input type="text"/></p> <p>DON'T KNOW MONTH 98</p> <p>YEAR <input type="text"/> <input type="text"/> <input type="text"/> <input type="text"/></p> <p>DON'T KNOW YEAR 9998</p>	<p>→ 413</p>
412	How old were you when you first started living with her?	AGE <input type="text"/> <input type="text"/>	
413	CHECK FOR PRESENCE OF OTHERS. BEFORE CONTINUING, MAKE EVERY EFFORT TO ENSURE PRIVACY.		
414	I would like to ask some questions about sexual activity in order to gain a better understanding of some important life issues. Let me assure you again that your answers are completely confidential and will not be told to anyone. If we should come to any question that you don't want to answer, just let me know and we will go to the next question. How old were you when you had sexual intercourse for the very first time?	<p>NEVER HAD SEXUAL INTERCOURSE 00</p> <p>AGE IN YEARS <input type="text"/> <input type="text"/></p>	<p>→ 501</p>
415	<p>I would like to ask you about your recent sexual activity. When was the last time you had sexual intercourse?</p> <p>IF LESS THAN 12 MONTHS, ANSWER MUST BE RECORDED IN DAYS, WEEKS OR MONTHS. IF 12 MONTHS (ONE YEAR) OR MORE, ANSWER MUST BE RECORDED IN YEARS.</p>	<p>DAYS AGO 1 <input type="text"/> <input type="text"/></p> <p>WEEKS AGO 2 <input type="text"/> <input type="text"/></p> <p>MONTHS AGO 3 <input type="text"/> <input type="text"/></p> <p>YEARS AGO 4 <input type="text"/> <input type="text"/></p>	<p>→ 429</p>
416	The last time you had sexual intercourse, did you or your partner do something or use any method to delay or avoid a pregnancy?	<p>YES 1</p> <p>NO 2</p> <p>DON'T KNOW 8</p>	<p>→ 418</p>
417	Do you know of a place where you can obtain a method of family planning?	<p>YES 1</p> <p>NO 2</p>	<p>→ 419</p>
418	<p>What method did you or your partner use?</p> <p>RECORD ALL MENTIONED.</p> <p>IF CODES 'G' OR 'H' ARE CIRCLED, SKIP TO 420 EVEN IF ANOTHER METHOD WAS ALSO USED.</p>	<p>FEMALE STERILIZATION A</p> <p>MALE STERILIZATION B</p> <p>IUD C</p> <p>INJECTABLES D</p> <p>IMPLANTS E</p> <p>PILL F</p> <p>MALE CONDOM G</p> <p>FEMALE CONDOM H</p> <p>EMERGENCY CONTRACEPTION I</p> <p>STANDARD DAYS METHOD J</p> <p>LACTATIONAL AMENORRHEA METHOD K</p> <p>RHYTHM METHOD L</p> <p>WITHDRAWAL M</p> <p>OTHER MODERN METHOD X</p> <p>OTHER TRADITIONAL METHOD Y</p>	<p>→ 420</p>
419	The last time you had sexual intercourse, was a male or female condom used?	<p>YES 1</p> <p>NO 2</p>	<p>→ 422</p>

SECTION 4. MARRIAGE AND SEXUAL ACTIVITY

NO.	QUESTIONS AND FILTERS	CODING CATEGORIES	SKIP
420	<p>What was the brand name of the condom used?</p> <p>IF BRAND NOT KNOWN, ASK TO SEE THE PACKAGE.</p>	<p>SURE 01</p> <p>DUREX 02</p> <p>KISS 03</p> <p>TRUST 04</p> <p>POWER PLAY 05</p> <p>ROUGH RIDER 06</p> <p>LIFEGUARD 07</p> <p>FC2 FEMALE CONDOM 08</p> <p>OTHER 96</p> <p align="center">(SPECIFY)</p> <p>DON'T KNOW 98</p>	
421	<p>From where did you obtain the condom the last time?</p> <p>PROBE TO IDENTIFY TYPE OF SOURCE.</p> <p>IF UNABLE TO DETERMINE IF PUBLIC, PRIVATE, OR NGO SECTOR, RECORD '96' AND WRITE THE NAME OF THE PLACE.</p>	<p>PUBLIC SECTOR</p> <p>GOVERNMENT HOSPITAL 11</p> <p>GOVERNMENT HEALTH CENTER 12</p> <p>GOVERNMENT DISPENSARY 13</p> <p>FAMILY PLANNING CLINIC 14</p> <p>MOBILE CLINIC 15</p> <p>COMMUNITY HEALTH WORKER/ FIELD WORKER 16</p> <p>OTHER PUBLIC SECTOR</p> <p>..... 17</p> <p align="center">(SPECIFY)</p> <p>PRIVATE MEDICAL SECTOR</p> <p>PRIVATE HOSPITAL 21</p> <p>PRIVATE CLINIC 22</p> <p>PHARMACY 23</p> <p>PRIVATE DOCTOR 24</p> <p>MOBILE CLINIC 25</p> <p>COMMUNITY HEALTH WORKER/ FIELD WORKER 26</p> <p>OTHER PRIVATE MEDICAL SECTOR</p> <p>..... 27</p> <p align="center">(SPECIFY)</p> <p>NGO MEDICAL SECTOR</p> <p>NGO HOSPITAL 31</p> <p>NGO CLINIC 32</p> <p>OTHER NGO MEDICAL SECTOR</p> <p>..... 36</p> <p align="center">(SPECIFY)</p> <p>FBO MEDICAL SECTOR</p> <p>FBO/MISSION HOSPITAL 41</p> <p>FBO/MISSION CLINIC 42</p> <p>FBO MOBILE CLINIC 43</p> <p>OTHER FBO MEDICAL SECTOR 46</p> <p align="center">(SPECIFY)</p> <p>OTHER SOURCE</p> <p>SHOP 51</p> <p>CHURCH 52</p> <p>FRIEND/RELATIVE 53</p> <p>OTHER 96</p> <p align="center">(SPECIFY)</p> <p>DON'T KNOW 98</p>	

SECTION 4. MARRIAGE AND SEXUAL ACTIVITY

NO.	QUESTIONS AND FILTERS	CODING CATEGORIES	SKIP
422	<p>What was your relationship to this person with whom you had sexual intercourse?</p> <p>IF GIRLFRIEND: Were you living together as if married?</p> <p>IF YES, RECORD '2'. IF NO, RECORD '3'.</p>	<p>WIFE 1</p> <p>LIVE-IN PARTNER 2</p> <p>GIRLFRIEND NOT LIVING WITH RESPONDENT 3</p> <p>CASUAL ACQUAINTANCE 4</p> <p>CLIENT/SEX WORKER 5</p> <p>OTHER 6 (SPECIFY)</p>	
423	<p>Apart from this person, have you had sexual intercourse with any other person in the last 12 months?</p>	<p>YES 1</p> <p>NO 2</p>	→ 429
424	<p>The last time you had sexual intercourse with this second person, was a condom used?</p>	<p>YES 1</p> <p>NO 2</p>	
425	<p>What was your relationship to this second person with whom you had sexual intercourse?</p> <p>IF GIRLFRIEND: Were you living together as if married?</p> <p>IF YES, RECORD '2'. IF NO, RECORD '3'.</p>	<p>WIFE 1</p> <p>LIVE-IN PARTNER 2</p> <p>GIRLFRIEND NOT LIVING WITH RESPONDENT 3</p> <p>CASUAL ACQUAINTANCE 4</p> <p>CLIENT/SEX WORKER 5</p> <p>OTHER 6 (SPECIFY)</p>	
426	<p>Apart from these two people, have you had sexual intercourse with any other person in the last 12 months?</p>	<p>YES 1</p> <p>NO 2</p>	→ 429
427	<p>The last time you had sexual intercourse with this third person, was a condom used?</p>	<p>YES 1</p> <p>NO 2</p>	
428	<p>What was your relationship to this third person with whom you had sexual intercourse?</p> <p>IF GIRLFRIEND: Were you living together as if married?</p> <p>IF YES, RECORD '2'. IF NO, RECORD '3'.</p>	<p>WIFE 1</p> <p>LIVE-IN PARTNER 2</p> <p>GIRLFRIEND NOT LIVING WITH RESPONDENT 3</p> <p>CASUAL ACQUAINTANCE 4</p> <p>CLIENT/SEX WORKER 5</p> <p>OTHER 6 (SPECIFY)</p>	
429	<p>In total, with how many different people have you had sexual intercourse in your lifetime?</p> <p>IF NON-NUMERIC ANSWER, PROBE TO GET AN ESTIMATE. IF NUMBER OF PARTNERS IS 95 OR MORE, RECORD '95'.</p>	<p>NUMBER OF PARTNERS IN LIFETIME <input type="text"/> <input type="text"/></p> <p>DON'T KNOW 98</p>	

SECTION 5. FERTILITY PREFERENCES

NO.	QUESTIONS AND FILTERS	CODING CATEGORIES	SKIP
501	CHECK 401: CURRENTLY MARRIED OR LIVING WITH A PARTNER <input type="checkbox"/> NOT CURRENTLY MARRIED AND NOT LIVING WITH A PARTNER <input type="checkbox"/>		514
502	CHECK 418: MAN NOT STERILIZED OR QUESTION NOT ASKED <input type="checkbox"/> MAN STERILIZED <input type="checkbox"/>		514
503	CHECK 407: ONE WIFE/PARTNER <input type="checkbox"/> MORE THAN ONE WIFE/PARTNER <input type="checkbox"/>		509
504	Is your (wife/partner) currently pregnant?	YES 1 NO 2 DON'T KNOW 8	507
505	Now I have some questions about the future. After the child you and your (wife/partner) are expecting now, would you like to have another child, or would you prefer not to have any more children?	HAVE ANOTHER CHILD 1 NO MORE 2 UNDECIDED/DON'T KNOW 8	514
506	After the birth of the child you are expecting now, how long would you like to wait before the birth of another child?	MONTHS 1 YEARS 2 SOON/NOW 993 OTHER 996 (SPECIFY) DON'T KNOW 998	514
507	CHECK 208: HAS FATHERED CHILDREN <input type="checkbox"/> HAS NOT FATHERED CHILDREN <input type="checkbox"/> a) Now I have some questions about the future. Would you like to have another child, or would you prefer not to have any more children? b) Now I have some questions about the future. Would you like to have a child, or would you prefer not to have any children?	HAVE (A/ANOTHER) CHILD 1 NO MORE/NONE 2 SAYS COUPLE CAN'T GET PREGNANT 3 WIFE/PARTNER STERILIZED 4 RESPONDENT STERILIZED 5 UNDECIDED/DON'T KNOW 8	514
508	CHECK 208: HAS FATHERED CHILDREN <input type="checkbox"/> HAS NOT FATHERED CHILDREN <input type="checkbox"/> a) How long would you like to wait from now before the birth of another child? b) How long would you like to wait from now before the birth of a child?	MONTHS 1 YEARS 2 SOON/NOW 993 SAYS COUPLE CAN'T GET PREGNANT 994 OTHER 996 (SPECIFY) DON'T KNOW 998	514
509	Are any of your (wives/partners) currently pregnant?	YES 1 NO 2 DON'T KNOW 8	512

SECTION 5. FERTILITY PREFERENCES

NO.	QUESTIONS AND FILTERS	CODING CATEGORIES	SKIP								
510	Now I have some questions about the future. After the child you and your (wife/partner) are expecting now, would you like to have another child, or would you prefer not to have any more children?	HAVE ANOTHER CHILD 1 NO MORE 2 UNDECIDED/DON'T KNOW 8	→ 514								
511	After the birth of the child you are expecting now, how long would you like to wait before the birth of another child?	MONTHS 1 <table border="1" style="display: inline-table; vertical-align: middle;"><tr><td></td><td></td></tr><tr><td></td><td></td></tr></table> YEARS 2 <table border="1" style="display: inline-table; vertical-align: middle;"><tr><td></td><td></td></tr><tr><td></td><td></td></tr></table> SOON/NOW993 OTHER 996 (SPECIFY) DON'T KNOW998									→ 514
512	CHECK 208: HAS FATHERED CHILDREN <input type="checkbox"/> ↓ a) Now I have some questions about the future. Would you like to have another child, or would you prefer not to have any more children? HAS NOT FATHERED CHILDREN <input type="checkbox"/> ↓ b) Now I have some questions about the future. Would you like to have a child, or would you prefer not to have any children?	HAVE (A/ANOTHER) CHILD 1 NO MORE/NONE 2 SAYS COUPLE CAN'T GET PREGNANT 3 (WIFE/WIVES/PARTNER(S)) STERILIZED 4 RESPONDENT STERILIZED 5 UNDECIDED/DON'T KNOW 8	→ 514								
513	CHECK 208: HAS FATHERED CHILDREN <input type="checkbox"/> ↓ a) How long would you like to wait from now before the birth of another child? HAS NOT FATHERED CHILDREN <input type="checkbox"/> ↓ b) How long would you like to wait from now before the birth of a child?	MONTHS 1 <table border="1" style="display: inline-table; vertical-align: middle;"><tr><td></td><td></td></tr><tr><td></td><td></td></tr></table> YEARS 2 <table border="1" style="display: inline-table; vertical-align: middle;"><tr><td></td><td></td></tr><tr><td></td><td></td></tr></table> SOON/NOW993 SAYS COUPLE CAN'T GET PREGNANT994 OTHER 996 (SPECIFY) DON'T KNOW998									
514	CHECK 203 AND 205: HAS LIVING CHILDREN <input type="checkbox"/> ↓ a) If you could go back to the time you did not have any children and could choose exactly the number of children to have in your whole life, how many would that be? NO LIVING CHILDREN <input type="checkbox"/> ↓ b) If you could choose exactly the number of children to have in your whole life, how many would that be? PROBE FOR A NUMERIC RESPONSE.	NONE 00 NUMBER <table border="1" style="display: inline-table; vertical-align: middle;"><tr><td></td><td></td></tr></table> OTHER 96 (SPECIFY)			→ 601 → 601						
515	How many of these children would you like to be boys, how many would you like to be girls and for how many would it not matter if it's a boy or a girl?	BOYS GIRLS EITHER NUMBER . . <table border="1" style="display: inline-table; vertical-align: middle;"><tr><td></td><td></td><td></td><td></td><td></td><td></td></tr></table> OTHER 96 (SPECIFY)									

SECTION 6. EMPLOYMENT AND GENDER ROLES

NO.	QUESTIONS AND FILTERS	CODING CATEGORIES	SKIP							
601	Have you done any work in the last 7 days?	YES 1 NO 2	→ 604							
602	Although you did not work in the last 7 days, do you have any job or business from which you were absent for leave, illness, vacation, or any other such reason?	YES 1 NO 2	→ 604							
603	Have you done any work in the last 12 months?	YES 1 NO 2	→ 607							
604	What is your occupation? That is, what kind of work do you mainly do?	_____ _____ _____								
605	Do you usually work throughout the year, or do you work seasonally, or only once in a while?	THROUGHOUT THE YEAR 1 SEASONALLY/PART OF THE YEAR 2 ONCE IN A WHILE 3								
606	Are you paid in cash or kind for this work or are you not paid at all?	CASH ONLY 1 CASH AND KIND 2 IN KIND ONLY 3 NOT PAID 4	→ 607							
606A	How much did you receive in cash or kind for this work last month?	VALUE (KSH) <table border="1" style="display: inline-table; vertical-align: middle;"><tr><td> </td><td> </td><td> </td><td> </td><td> </td><td> </td><td> </td></tr></table> DID NOT WORK IN LAST MONTH 9999995 DON'T KNOW 9999998								
607	CHECK 401: CURRENTLY MARRIED OR LIVING WITH A PARTNER <input type="checkbox"/> NOT CURRENTLY MARRIED AND NOT LIVING WITH A PARTNER <input type="checkbox"/>		→ 612							
608	CHECK 606: CODE '1' OR '2' CIRCLED <input type="checkbox"/> OTHER <input type="checkbox"/>		→ 610							
609	Who usually decides how the money you earn will be used: you, your (wife/partner), or you and your (wife/partner) jointly?	RESPONDENT 1 WIFE/PARTNER 2 RESPONDENT AND WIFE/PARTNER JOINTLY 3 OTHER 6 (SPECIFY) _____								
610	Who usually makes decisions about health care for yourself: you, your (wife/partner), you and your (wife/partner) jointly, or someone else?	RESPONDENT 1 WIFE/PARTNER 2 RESPONDENT AND WIFE/PARTNER JOINTLY 3 SOMEONE ELSE 4 OTHER 6								
611	Who usually makes decisions about making major household purchases?	RESPONDENT 1 WIFE/PARTNER 2 RESPONDENT AND WIFE/PARTNER JOINTLY 3 SOMEONE ELSE 4 OTHER 6								

SECTION 6. EMPLOYMENT AND GENDER ROLES

NO.	QUESTIONS AND FILTERS	CODING CATEGORIES	SKIP																																				
612	Do you own this or any other house either alone or jointly with someone else?	OWN ONE HOUSE ALONE 01 OWN MORE THAN ONE HOUSE ALONE 02 JOINTLY WITH WIFE/PARTNER ONLY 03 JOINTLY WITH SOMEONE ELSE ONLY 04 JOINTLY WITH WIFE/PARTNER AND SOMEONE ELSE 05 BOTH ALONE AND JOINTLY 06 DOES NOT OWN 07	→ 615																																				
613	Do you have a title deed or other government recognized document for any house you own?	YES 1 NO 2 DON'T KNOW 8	→ 615																																				
614	Is your name on this document?	YES 1 NO 2 DON'T KNOW 8																																					
615	Do you own any agricultural land either alone or jointly with someone else?	ALONE ONLY 01 JOINTLY WITH WIFE/PARTNER ONLY 02 JOINTLY WITH SOMEONE ELSE ONLY 03 JOINTLY WITH WIFE/PARTNER AND SOMEONE ELSE 04 BOTH ALONE AND JOINTLY 05 DOES NOT OWN 06	→ 617A																																				
616	Do you have a title deed or other legally recognized document by the government for the agricultural land you own?	YES 1 NO 2 DON'T KNOW 8	→ 617A																																				
617	Is your name on this document?	YES 1 NO 2 DON'T KNOW 8																																					
617A	Do you own any non-agricultural land either alone or jointly with someone else?	ALONE ONLY 01 JOINTLY WITH WIFE/PARTNER ONLY 02 JOINTLY WITH SOMEONE ELSE ONLY 03 JOINTLY WITH WIFE/PARTNER AND SOMEONE ELSE 04 BOTH ALONE AND JOINTLY 05 DOES NOT OWN 06	→ 618																																				
617B	Do you have a title deed or other legally recognized document by the government for the non-agricultural land you own?	YES 1 NO 2 DON'T KNOW 8	→ 618																																				
617C	Is your name on this document?	YES 1 NO 2 DON'T KNOW 8																																					
618	In your opinion, is a husband justified in hitting or beating his wife in the following situations: a) If she goes out or leaves the house without telling him? b) If she neglects the children? c) If she argues with him? d) If she refuses to have sex with him? e) If she burns the food? f) If she refuses to cook? g) If she comes home late? h) If she is unfaithful to him?	<table border="0"> <thead> <tr> <th></th><th>YES</th><th>NO</th><th>DK</th></tr> </thead> <tbody> <tr> <td>a) GOES OUT</td><td>1</td><td>2</td><td>8</td></tr> <tr> <td>b) NEGLECTS CHILDREN</td><td>1</td><td>2</td><td>8</td></tr> <tr> <td>c) ARGUES</td><td>1</td><td>2</td><td>8</td></tr> <tr> <td>d) REFUSES SEX</td><td>1</td><td>2</td><td>8</td></tr> <tr> <td>e) BURNS FOOD</td><td>1</td><td>2</td><td>8</td></tr> <tr> <td>f) REFUSAL TO COOK ..</td><td>1</td><td>2</td><td>8</td></tr> <tr> <td>g) COMING HOME LATE ..</td><td>1</td><td>2</td><td>8</td></tr> <tr> <td>h) UNFAITHFUL</td><td>1</td><td>2</td><td>8</td></tr> </tbody> </table>		YES	NO	DK	a) GOES OUT	1	2	8	b) NEGLECTS CHILDREN	1	2	8	c) ARGUES	1	2	8	d) REFUSES SEX	1	2	8	e) BURNS FOOD	1	2	8	f) REFUSAL TO COOK ..	1	2	8	g) COMING HOME LATE ..	1	2	8	h) UNFAITHFUL	1	2	8	
	YES	NO	DK																																				
a) GOES OUT	1	2	8																																				
b) NEGLECTS CHILDREN	1	2	8																																				
c) ARGUES	1	2	8																																				
d) REFUSES SEX	1	2	8																																				
e) BURNS FOOD	1	2	8																																				
f) REFUSAL TO COOK ..	1	2	8																																				
g) COMING HOME LATE ..	1	2	8																																				
h) UNFAITHFUL	1	2	8																																				
619	As far as you know did your father ever beat your mother?	YES 1 NO 2 DON'T KNOW 8																																					
619A	As far as you know, did your mother ever beat or hit your father?	YES 1 NO 2 DON'T KNOW 8																																					

SECTION 7. HIV/AIDS & TB

NO.	QUESTIONS AND FILTERS	CODING CATEGORIES	SKIP
700	Now I would like to talk about HIV and AIDS.		
701	Have you ever heard of HIV or AIDS?	YES 1 NO 2	→ 729
702	CHECK 111: AGE <div style="display: flex; justify-content: space-around; align-items: center;"> <div>15-34 YEARS <input type="checkbox"/></div> <div>35 YEARS OR OLDER <input type="checkbox"/></div> </div>		→ 708
703	HIV is the virus that can lead to AIDS. Can people reduce their chance of getting HIV by having just one uninfected sex partner who has no other sex partners?	YES 1 NO 2 DON'T KNOW 8	
704	Can people get HIV from mosquito bites?	YES 1 NO 2 DON'T KNOW 8	
705	Can people reduce their chance of getting HIV by using a condom every time they have sex?	YES 1 NO 2 DON'T KNOW 8	
706	Can people get HIV by sharing food with a person who has HIV?	YES 1 NO 2 DON'T KNOW 8	
707	Is it possible for a healthy-looking person to have HIV?	YES 1 NO 2 DON'T KNOW 8	
708	Have you heard of ARVs, that is, antiretroviral medicines that treat HIV?	YES 1 NO 2	
709	Are there any special medicines that a doctor or a nurse can give to a woman infected with HIV to reduce the risk of transmission to the baby?	YES 1 NO 2 DON'T KNOW 8	
710	Have you heard of PrEP, a medicine taken daily that can prevent a person from getting HIV?	YES 1 NO 2	→ 712
711	Do you approve of people who take a pill every day to prevent getting HIV?	YES 1 NO 2 DON'T KNOW/NOT SURE/DEPENDS 8	
712	CHECK FOR PRESENCE OF OTHERS. BEFORE CONTINUING, MAKE EVERY EFFORT TO ENSURE PRIVACY.		
713	Have you ever been tested for HIV?	YES 1 NO 2	→ 721
714	In what month and year was your most recent HIV test?	<div style="display: flex; justify-content: space-between;"> <div>MONTH <input type="text"/> <input type="text"/></div> <div>DON'T KNOW MONTH 98</div> </div> <div style="display: flex; justify-content: space-between; margin-top: 10px;"> <div>YEAR <input type="text"/> <input type="text"/> <input type="text"/> <input type="text"/></div> <div>DON'T KNOW YEAR 9998</div> </div>	

SECTION 7. HIV/AIDS & TB

NO.	QUESTIONS AND FILTERS	CODING CATEGORIES	SKIP
715	<p>Where was the test done?</p> <p>PROBE TO IDENTIFY THE TYPE OF SOURCE.</p> <p>IF UNABLE TO DETERMINE IF PUBLIC, PRIVATE, OR NGO SECTOR, RECORD '96' AND WRITE THE NAME OF THE PLACE.</p>	<p>PUBLIC SECTOR</p> <p>GOVERNMENT HOSPITAL 11</p> <p>GOVERNMENT HEALTH CENTER 12</p> <p>STAND-ALONE HTC/VCT CENTER 13</p> <p>GOVERNMENT DISPENSARY 14</p> <p>MOBILE HTC SERVICES 15</p> <p>OTHER PUBLIC SECTOR 16</p> <p>_____ (SPECIFY)</p> <p>PRIVATE MEDICAL SECTOR</p> <p>PRIVATE HOSPITAL 21</p> <p>PRIVATE CLINIC 22</p> <p>PRIVATE DOCTOR 23</p> <p>STAND-ALONE HTC/VCT CENTER 24</p> <p>PHARMACY 25</p> <p>MOBILE HTC SERVICES 26</p> <p>OTHER PRIVATE MEDICAL SECTOR 27</p> <p>_____ (SPECIFY)</p> <p>NGO MEDICAL SECTOR</p> <p>NGO HOSPITAL 31</p> <p>NGO CLINIC 32</p> <p>NGO STAND-ALONE HTC/VCT CENTER .. 33</p> <p>OTHER NGO MEDICAL SECTOR 36</p> <p>_____ (SPECIFY)</p> <p>FBO MEDICAL SECTOR</p> <p>FBO/MISSION HOSPITAL 41</p> <p>FBO/MISSION CLINIC 42</p> <p>FBO STAND-ALONE HTC/VCT CENTER .. 33</p> <p>OTHER FBO MEDICAL SECTOR 46</p> <p>_____ (SPECIFY)</p> <p>OTHER SOURCE</p> <p>HOME 51</p> <p>WORKPLACE 52</p> <p>CORRECTIONAL FACILITY 53</p> <p>OTHER 96</p> <p>_____ (SPECIFY)</p>	
716	Did you get the results of the test?	<p>YES 1</p> <p>NO 2</p>	→ 720
717	What was the result of the test?	<p>POSITIVE 1</p> <p>NEGATIVE 2</p> <p>INDETERMINATE 3</p> <p>DECLINED TO ANSWER 4</p>	→ 720
718	In what month and year did you receive your first HIV-positive test result?	<p>MONTH <input type="text"/> <input type="text"/></p> <p>DON'T KNOW MONTH 98</p> <p>YEAR <input type="text"/> <input type="text"/> <input type="text"/> <input type="text"/></p> <p>DON'T KNOW YEAR 9998</p> <p>SAME DATE AS MOST RECENT HIV TEST .. 95</p>	
719	<p>Are you currently taking ARVs, that is antiretroviral medicines?</p> <p>By currently, I mean that you may have missed some doses but you are still taking ARVs.</p>	<p>YES 1</p> <p>NO 2</p> <p>DON'T KNOW 8</p>	

SECTION 7. HIV/AIDS & TB

NO.	QUESTIONS AND FILTERS	CODING CATEGORIES	SKIP																		
720	How many times have you been tested for HIV in your lifetime? IF NON-NUMERIC ANSWER, PROBE TO GET AN ESTIMATE, IF NUMBER OF TESTS IS 95 OR MORE, RECORD '95'.	NUMBER OF HIV TESTS <table border="1" style="display: inline-table; vertical-align: middle;"><tr><td style="width: 20px; height: 20px;"></td><td style="width: 20px; height: 20px;"></td></tr></table>																			
721	Have you heard of test kits people can use to test themselves for HIV?	YES 1 NO 2	→ 723																		
722	Have you ever tested yourself for HIV using a self-test kit?	YES 1 NO 2																			
723	Would you buy fresh vegetables from a shopkeeper or vendor if you knew that this person had HIV?	YES 1 NO 2 DON'T KNOW/NOT SURE/DEPENDS 8																			
724	Do you think children living with HIV should be allowed to attend school with children who do not have HIV?	YES 1 NO 2 DON'T KNOW/NOT SURE/DEPENDS 8																			
725	CHECK 717: <div style="display: flex; justify-content: space-around; align-items: center;"> <div>CODE '1' <table border="1" style="display: inline-table; vertical-align: middle;"><tr><td style="width: 20px; height: 20px;"></td></tr></table> CIRCLED ↓</div> <div>OTHER <table border="1" style="display: inline-table; vertical-align: middle;"><tr><td style="width: 20px; height: 20px;"></td></tr></table> → 729</div> </div>																				
726	Now I would like to ask you a few questions about your experiences living with HIV. Have you disclosed your HIV status to anyone other than me?	YES 1 NO 2																			
727	Do you agree or disagree with the following statement: I have felt ashamed because of my HIV status.	AGREE 1 DISAGREE 2																			
728	Please tell me if the following things have happened to you, or if you think they have happened to you, because of your HIV status in the last 12 months:	<table border="0" style="width: 100%;"> <thead> <tr> <th></th><th style="text-align: center;">YES</th><th style="text-align: center;">NO</th></tr> </thead> <tbody> <tr> <td>a) People have talked badly about you because of your HIV status.</td><td>a) PEOPLE TALK BADLY 1</td><td>2</td></tr> <tr> <td>b) Someone else disclosed your HIV status without your permission.</td><td>b) DISCLOSED STATUS 1</td><td>2</td></tr> <tr> <td>c) You have been verbally insulted, harassed, or threatened because of your HIV status.</td><td>c) VERBALLY INSULTED 1</td><td>2</td></tr> <tr> <td>d) Healthcare workers talked badly about you because of your HIV status.</td><td>d) HEALTHCARE WORKERS TALKED BADLY 1</td><td>2</td></tr> <tr> <td>e) Healthcare workers yelled at you, scolded you, called you names, or verbally abused you in another way because of your HIV status.</td><td>e) HEALTHCARE WORKERS VERBALLY ABUSED 1</td><td>2</td></tr> </tbody> </table>		YES	NO	a) People have talked badly about you because of your HIV status.	a) PEOPLE TALK BADLY 1	2	b) Someone else disclosed your HIV status without your permission.	b) DISCLOSED STATUS 1	2	c) You have been verbally insulted, harassed, or threatened because of your HIV status.	c) VERBALLY INSULTED 1	2	d) Healthcare workers talked badly about you because of your HIV status.	d) HEALTHCARE WORKERS TALKED BADLY 1	2	e) Healthcare workers yelled at you, scolded you, called you names, or verbally abused you in another way because of your HIV status.	e) HEALTHCARE WORKERS VERBALLY ABUSED 1	2	
	YES	NO																			
a) People have talked badly about you because of your HIV status.	a) PEOPLE TALK BADLY 1	2																			
b) Someone else disclosed your HIV status without your permission.	b) DISCLOSED STATUS 1	2																			
c) You have been verbally insulted, harassed, or threatened because of your HIV status.	c) VERBALLY INSULTED 1	2																			
d) Healthcare workers talked badly about you because of your HIV status.	d) HEALTHCARE WORKERS TALKED BADLY 1	2																			
e) Healthcare workers yelled at you, scolded you, called you names, or verbally abused you in another way because of your HIV status.	e) HEALTHCARE WORKERS VERBALLY ABUSED 1	2																			
729	CHECK 701: <div style="display: flex; justify-content: space-between;"> <div style="width: 45%;"> HEARD ABOUT <table border="1" style="display: inline-table; vertical-align: middle;"><tr><td style="width: 20px; height: 20px;"></td></tr></table> HIV OR AIDS ↓ </div> <div style="width: 45%;"> NOT HEARD ABOUT <table border="1" style="display: inline-table; vertical-align: middle;"><tr><td style="width: 20px; height: 20px;"></td></tr></table> HIV OR AIDS ↓ </div> </div> a) Apart from HIV, have you heard about other infections that can be transmitted through sexual contact? b) Have you heard about infections that can be transmitted through sexual contact?			YES 1 NO 2																	

SECTION 7. HIV/AIDS & TB

NO.	QUESTIONS AND FILTERS	CODING CATEGORIES	SKIP
730	CHECK 414: HAS HAD SEXUAL INTERCOURSE <input type="checkbox"/> NEVER HAD SEXUAL INTERCOURSE <input type="checkbox"/>		→ 735
731	CHECK 729: HEARD ABOUT OTHER SEXUALLY TRANSMITTED INFECTIONS? YES <input type="checkbox"/> NO <input type="checkbox"/>		→ 733
732	Now I would like to ask you some questions about your health in the last 12 months. During the last 12 months, have you had a disease which you got through sexual contact?	YES 1 NO 2 DON'T KNOW 8	
733	Sometimes men experience an abnormal discharge from their penis. During the last 12 months, have you had an abnormal discharge from your penis?	YES 1 NO 2 DON'T KNOW 8	
734	Sometimes men have a sore or ulcer on or near their penis. During the last 12 months, have you had a sore or ulcer on or near your penis?	YES 1 NO 2 DON'T KNOW 8	
735	If a wife knows her husband has a disease that she can get during sexual intercourse, is she justified in asking that they use a condom when they have sex?	YES 1 NO 2 DON'T KNOW 8	
736	Is a wife justified in refusing to have sex with her husband when she knows he has sex with other women?	YES 1 NO 2 DON'T KNOW 8	
736A	Have you ever heard about an illness called tuberculosis or TB?	YES 1 NO 2	→ 801
736B	Do all people with TB have HIV?	YES 1 NO 2 DON'T KNOW 8	
736C	In the last 12 months, have you been diagnosed with TB?	YES 1 NO 2 DON'T KNOW 8	→ 801
736D	How long did it take you to be diagnosed with TB after visiting a facility?	DAYS 1 WEEKS 2 MONTHS 3 DON'T KNOW 998	
736E	After you were diagnosed with TB, were other members of your household screened for TB?	YES 1 NO 2 LIVES ALONE/NO OTHER HOUSEHOLD MEMBERS 3 DON'T KNOW 8	
736F	After you were diagnosed with TB, were any children under age 5 years in your household initiated on treatment to prevent them from developing TB?	YES 1 NO 2 NO CHILDREN UNDER 5 IN HOUSEHOLD 3 DON'T KNOW 8	

SECTION 8. OTHER HEALTH ISSUES

NO.	QUESTIONS AND FILTERS	CODING CATEGORIES	SKIP
801	Some men are circumcised. Are you circumcised?	YES 1 NO 2 DON'T KNOW 8	→ 806
802	Some men are traditionally circumcised by a traditional practitioner, family member or friend. Are you traditionally circumcised?	YES 1 NO 2 DON'T KNOW 8	→ 804
803	How old were you when you got traditionally circumcised?	AGE IN COMPLETED YEARS <input type="text"/> <input type="text"/> DURING CHILDHOOD (<5 YEARS) 95 DON'T KNOW 98	
804	CHECK 802: <div style="display: flex; justify-content: space-around; align-items: center;"> <div style="text-align: center;"> YES <input type="checkbox"/> ↓ a) Some men are also medically circumcised, that is, the foreskin is completely removed from the penis by a healthcare worker. Are you also medically circumcised? </div> <div style="text-align: center;"> NO / DON'T KNOW <input type="checkbox"/> ↓ b) Some men are medically circumcised, that is, the foreskin is completely removed from the penis by a healthcare worker. Are you medically circumcised? </div> </div>	YES 1 NO 2 DON'T KNOW 8	→ 806
805	How old were you when you got medically circumcised?	AGE IN COMPLETED YEARS <input type="text"/> <input type="text"/> DURING CHILDHOOD (<5 YEARS) 95 DON'T KNOW 98	
806	Do you currently smoke tobacco every day, some days, or not at all?	EVERY DAY 1 SOME DAYS 2 NOT AT ALL 3	→ 809 → 808
807	In the past, have you smoked tobacco every day?	YES 1 NO 2	→ 810
808	In the past, have you ever smoked tobacco every day, some days, or not at all?	EVERY DAY 1 SOME DAYS 2 NOT AT ALL 3	→ 811
809	On average, how many of the following products do you currently smoke each day? Also, let me know if you use the product, but not every day. IF RESPONDENT REPORTS USING THE PRODUCT BUT NOT EVERY DAY, RECORD '888'. IF THE PRODUCT IS NOT USED AT ALL, RECORD '000'.	<div style="text-align: right; margin-bottom: 10px;">NUMBER DAILY</div> <div style="display: flex; justify-content: space-between;"> <div style="width: 45%;"> a) Manufactured cigarettes? b) Hand-rolled cigarettes? c) Rolled, unfiltered cigarettes? d) Pipes full of tobacco? e) Cigars, cheroots, or cigarillos? f) Number of shisha or water pipe sessions? g) Any others? <div style="border-bottom: 1px solid black; width: 100%; text-align: center; margin-top: 5px;">(SPECIFY)</div> </div> <div style="width: 45%;"> a) MANUFACTURED CIGARETTES <input type="text"/> <input type="text"/> <input type="text"/> b) HAND-ROLLED CIGARETTES <input type="text"/> <input type="text"/> <input type="text"/> c) ROLLED, UNFILTERED CIGARETTES <input type="text"/> <input type="text"/> <input type="text"/> d) PIPES FULL OF TOBACCO <input type="text"/> <input type="text"/> <input type="text"/> e) CIGARS, CHEROOTS, OR CIGARILLOS <input type="text"/> <input type="text"/> <input type="text"/> f) NUMBER OF WATER PIPE SESSIONS <input type="text"/> <input type="text"/> <input type="text"/> g) OTHERS <input type="text"/> <input type="text"/> <input type="text"/> </div> </div>	→ 811

SECTION 8. OTHER HEALTH ISSUES

NO.	QUESTIONS AND FILTERS	CODING CATEGORIES	SKIP
810	<p>On average, how many of the following products do you currently smoke each week? Also, let me know if you use the product, but not every week.</p> <p>IF RESPONDENT REPORTS USING THE PRODUCT BUT NOT EVERY WEEK, RECORD '888'. IF THE PRODUCT IS NOT USED AT ALL, RECORD '000'.</p> <p>a) Manufactured cigarettes?</p> <p>b) Hand-rolled cigarettes?</p> <p>c) Rolled, unfiltered cigarettes?</p> <p>d) Pipes full of tobacco?</p> <p>e) Cigars, cheroots, or cigarillos?</p> <p>f) Number of shisha or water pipe sessions?</p> <p>g) Any others? _____</p> <p align="center">(SPECIFY)</p>	<p align="right">NUMBER WEEKLY</p> <p>a) MANUFACTURED CIGARETTES <input type="text"/> <input type="text"/> <input type="text"/></p> <p>b) HAND-ROLLED CIGARETTES <input type="text"/> <input type="text"/> <input type="text"/></p> <p>c) ROLLED, UNFILTERED CIGARETTES <input type="text"/> <input type="text"/> <input type="text"/></p> <p>d) PIPES FULL OF TOBACCO <input type="text"/> <input type="text"/> <input type="text"/></p> <p>e) CIGARS, CHEROOTS, OR CIGARILLOS <input type="text"/> <input type="text"/> <input type="text"/></p> <p>f) NUMBER OF WATER PIPE SESSIONS <input type="text"/> <input type="text"/> <input type="text"/></p> <p>g) OTHERS <input type="text"/> <input type="text"/> <input type="text"/></p>	
811	<p>Do you currently use smokeless tobacco every day, some days, or not at all?</p>	<p>EVERY DAY 1</p> <p>SOME DAYS 2</p> <p>NOT AT ALL 3</p>	<p>→ 813</p> <p>→ 814</p>
812	<p>On average, how many times a day do you use the following products? Also, let me know if you use the product, but not every day.</p> <p>IF RESPONDENT REPORTS USING THE PRODUCT BUT NOT EVERY DAY, RECORD '888'. IF THE PRODUCT IS NOT USED AT ALL, RECORD '000'.</p> <p>a) Snuff, by mouth?</p> <p>b) Snuff, by nose?</p> <p>c) Chewing tobacco?</p> <p>d) Betel quid with tobacco or Kuber?</p> <p>e) Any others? _____</p> <p align="center">(SPECIFY)</p>	<p align="right">TIMES DAILY</p> <p>a) SNUFF, BY MOUTH <input type="text"/> <input type="text"/> <input type="text"/></p> <p>b) SNUFF, BY NOSE <input type="text"/> <input type="text"/> <input type="text"/></p> <p>c) CHEWING TOBACCO <input type="text"/> <input type="text"/> <input type="text"/></p> <p>d) BETEL QUID WITH TOBACCO (KUBER) .. <input type="text"/> <input type="text"/> <input type="text"/></p> <p>e) ANY OTHERS <input type="text"/> <input type="text"/> <input type="text"/></p>	<p>→ 814</p>

SECTION 8. OTHER HEALTH ISSUES

NO.	QUESTIONS AND FILTERS	CODING CATEGORIES	SKIP
813	<p>On average, how many times a week do you use the following products? Also, let me know if you use the product, but not every week.</p> <p>IF RESPONDENT REPORTS USING THE PRODUCT BUT NOT EVERY WEEK, RECORD '888'. IF THE PRODUCT IS NOT USED AT ALL, RECORD '000'.</p> <p>a) Snuff, by mouth?</p> <p>b) Snuff, by nose?</p> <p>c) Chewing tobacco?</p> <p>d) Betel quid with tobacco or Kuber?</p> <p>e) Any others?</p> <p align="center">_____ (SPECIFY)</p>	<p align="right">TIMES WEEKLY</p> <p>a) SNUFF, BY MOUTH <input type="text"/> <input type="text"/> <input type="text"/></p> <p>b) SNUFF, BY NOSE <input type="text"/> <input type="text"/> <input type="text"/></p> <p>c) CHEWING TOBACCO <input type="text"/> <input type="text"/> <input type="text"/></p> <p>d) BETEL QUID WITH TOBACCO (KUBER) .. <input type="text"/> <input type="text"/> <input type="text"/></p> <p>e) ANY OTHERS <input type="text"/> <input type="text"/> <input type="text"/></p>	
814	<p>Now I would like to ask you some questions about drinking alcohol. Have you ever consumed any alcohol, such as beer, wine, spirits, changáa, busaa, muratina, mnazi, or Keg?</p>	<p>YES 1</p> <p>NO 2</p>	→ 816A
815	<p>We count one drink of alcohol as one can or bottle of beer, one glass of wine, one shot of spirits, or one cup of changáa, busaa, muratina, mnazi, or Keg. During the last one month, on how many days did you have at least one drink of alcohol?</p> <p>IF NON-NUMERIC ANSWER, PROBE TO GET AN ESTIMATE. IF RESPONDENT ANSWERS 'EVERY DAY' OR 'ALMOST EVERY DAY,' CODE '95'.</p>	<p>DID NOT HAVE EVEN ONE DRINK 00</p> <p>NUMBER OF DAYS <input type="text"/> <input type="text"/></p> <p>EVERY DAY/ALMOST EVERY DAY 95</p>	→ 816A
816	<p>In the last one month, on the days that you drank alcohol, how many drinks did you usually have per day?</p>	<p>NUMBER OF DRINKS <input type="text"/> <input type="text"/></p>	
816A	<p>In a typical week, how many days do you do moderate to vigorous intensity activity?</p> <p>USE SHOW CARD TO EXPLAIN MODERATE AND VIGOROUS INTENSITY ACTIVITIES</p>	<p>NUMBER OF DAYS <input type="text"/></p> <p>NONE 0</p>	→ 816C
816B	<p>In a typical week, how many minutes do you do moderate to vigorous intensity activity?</p> <p>USE SHOW CARD TO EXPLAIN MODERATE AND VIGOROUS INTENSITY ACTIVITIES</p>	<p>MINUTES <input type="text"/> <input type="text"/> <input type="text"/> <input type="text"/></p>	
816C	<p>In a typical day, how many hours do you spend seated?</p>	<p>HOURS <input type="text"/> <input type="text"/></p>	

SECTION 9. CHRONIC DISEASE

NO.	QUESTIONS AND FILTERS	CODING CATEGORIES	SKIP
CD02	Have you ever been told by a doctor or other healthcare worker that you have high blood pressure or hypertension?	YES 1 NO 2	→ CD07
CD05	Are you taking medication to control your blood pressure?	YES 1 NO 2	
CD07	Have you ever been told by a doctor or other healthcare worker that you have high blood sugar or diabetes?	YES 1 NO 2	→ CD11
CD10	Are you taking medication to control your high blood sugar or diabetes?	YES 1 NO 2	
CD11	Have you ever been told by a doctor or other healthcare worker that you have heart disease or a chronic heart condition?	YES 1 NO 2	→ CD13
CD12	Are you receiving any treatment for your heart disease or chronic heart condition?	YES 1 NO 2	
CD13	Have you ever been told by a doctor or other healthcare worker that you have lung disease or a chronic lung condition?	YES 1 NO 2	→ CD15
CD14	Are you receiving any treatment for your lung disease or chronic lung condition?	YES 1 NO 2	
CD15	Have you ever been told by a doctor or other healthcare worker that you have prostate cancer?	YES 1 NO 2	→ CD17
CD16	Are you receiving any treatment for prostate cancer?	YES 1 NO 2	
CD17	Have you ever been told by a doctor or other healthcare worker that you have: a) Depression? b) Anxiety?	<div style="text-align: right; margin-bottom: 5px;">YES NO</div> a) DEPRESSION 1 2 b) ANXIETY 1 2	
CD18	CHECK CD17 (a-b): <div style="display: flex; justify-content: space-around; align-items: center;"> <div> AT LEAST ONE 'YES' <input type="checkbox"/> </div> <div> NOT A SINGLE 'YES' <input type="checkbox"/> </div> </div>		→ CD20
CD19	Are you receiving any treatment for depression or anxiety?	YES 1 NO 2	
CD20	Have you ever been told by a doctor or other healthcare worker that you have arthritis?	YES 1 NO 2	→ GCM1
CD21	Are you receiving any treatment for arthritis?	YES 1 NO 2	

SECTION 10. FEMALE GENITAL CUTTING/MUTILATION

NO.	QUESTIONS AND FILTERS	CODING CATEGORIES	SKIP
GCM1	Now I would like to ask some questions about a practice known as female circumcision. Have you ever heard of female circumcision?	YES 1 NO 2	→ GCM3
GCM2	In some countries, there is a practice in which a girl may have part of her genitals cut. Have you ever heard about this practice?	YES 1 NO 2	→ DV00
GCM3	Do you believe that female circumcision is required by your: a) Culture? b) Society? c) Religion?	<div>YES NO DK</div> <div>a) CULTURE 1 2 8</div> <div>b) SOCIETY 1 2 8</div> <div>c) RELIGION 1 2 8</div>	
GCM4	Do you think that female circumcision should be continued, or should it be stopped?	CONTINUED 1 STOPPED 2 DEPENDS 3 DON'T KNOW 8	

SECTION 11. DOMESTIC VIOLENCE MODULE

NO.	QUESTIONS AND FILTERS	CODING CATEGORIES	SKIP																								
DV00	CHECK COVER PAGE: MAN SELECTED FOR DV MODULE? MAN SELECTED <input type="checkbox"/> FOR THIS SECTION NOT SELECTED <input type="checkbox"/>		1200																								
DV01	CHECK FOR PRESENCE OF OTHERS: DO NOT CONTINUE UNTIL PRIVACY IS ENSURED. PRIVACY OBTAINED 1 PRIVACY NOT POSSIBLE 2		DV34																								
DV02	READ TO THE RESPONDENT: Now I would like to ask you questions about some other important aspects of a man's life. You may find some of these questions very personal. However, your answers are crucial for helping to understand the condition of men in Kenya. Let me assure you that your answers are completely confidential and will not be told to anyone and no one else in your household will know that you were asked these questions. If I ask you any question you don't want to answer, just let me know and I will go on to the next question.																										
DV03	CHECK 401 AND 402: NEVER MARRIED/ NEVER LIVED WITH A WOMAN <input type="checkbox"/> CURRENTLY MARRIED/ LIVING WITH A WOMAN <input type="checkbox"/> PREVIOUSLY MARRIED/ LIVED WITH A WOMAN (READ IN PAST TENSE AND USE 'LAST' WITH 'WIFE/ FEMALE PARTNER') <input type="checkbox"/>		DV06 DV06																								
DV04	You have said that you are not married and are not living with a woman as if married. Are you currently in an intimate relationship with a woman even though you are not living with her?	YES 1 NO 2	DV06																								
DV05	Have you ever been in an intimate relationship with a woman even though you did not ever live with her?	YES 1 NO 2	DV19																								
DV06	Now, I am going to ask you about some situations that can happen between some men and their (wife/female partner). A. Please tell me if these descriptions apply to your relationship with your (last) (wife/female partner). B. How often did this happen during the last 12 months: often, only sometimes, or not at all?																										
		<table border="1"> <thead> <tr> <th>EVER</th><th>OFTEN</th><th>SOME-TIMES</th><th>NOT IN LAST 12 MONTHS</th></tr> </thead> <tbody> <tr> <td>a) She (is/was) jealous or angry if you (talk/talked) to other women. YES 1 NO 2 ↓</td><td>→ 1</td><td>2</td><td>3</td></tr> <tr> <td>b) She wrongly (accuses/accused) you of being unfaithful. YES 1 NO 2 ↓</td><td>→ 1</td><td>2</td><td>3</td></tr> <tr> <td>c) She (does/did) not permit you to meet your male friends. YES 1 NO 2 ↓</td><td>→ 1</td><td>2</td><td>3</td></tr> <tr> <td>d) She (tries/tried) to limit your contact with your family. YES 1 NO 2 ↓</td><td>→ 1</td><td>2</td><td>3</td></tr> <tr> <td>e) She (insists/insisted) on knowing where you (are/were) at all times. YES 1 NO 2 ↓</td><td>→ 1</td><td>2</td><td>3</td></tr> </tbody> </table>	EVER	OFTEN	SOME-TIMES	NOT IN LAST 12 MONTHS	a) She (is/was) jealous or angry if you (talk/talked) to other women. YES 1 NO 2 ↓	→ 1	2	3	b) She wrongly (accuses/accused) you of being unfaithful. YES 1 NO 2 ↓	→ 1	2	3	c) She (does/did) not permit you to meet your male friends. YES 1 NO 2 ↓	→ 1	2	3	d) She (tries/tried) to limit your contact with your family. YES 1 NO 2 ↓	→ 1	2	3	e) She (insists/insisted) on knowing where you (are/were) at all times. YES 1 NO 2 ↓	→ 1	2	3	
EVER	OFTEN	SOME-TIMES	NOT IN LAST 12 MONTHS																								
a) She (is/was) jealous or angry if you (talk/talked) to other women. YES 1 NO 2 ↓	→ 1	2	3																								
b) She wrongly (accuses/accused) you of being unfaithful. YES 1 NO 2 ↓	→ 1	2	3																								
c) She (does/did) not permit you to meet your male friends. YES 1 NO 2 ↓	→ 1	2	3																								
d) She (tries/tried) to limit your contact with your family. YES 1 NO 2 ↓	→ 1	2	3																								
e) She (insists/insisted) on knowing where you (are/were) at all times. YES 1 NO 2 ↓	→ 1	2	3																								

SECTION 11. DOMESTIC VIOLENCE MODULE

NO.	QUESTIONS AND FILTERS	CODING CATEGORIES				SKIP	
DV07	<p>Now I need to ask some more questions about your relationship with your (last) (wife/female partner).</p> <p>A. Did your (last) (wife/female partner) ever:</p>	<p>B. How often did this happen during the last 12 months: often, only sometimes, or not at all?</p>					
		EVER		OFTEN	SOME-TIMES	NOT IN LAST 12 MONTHS	
	a) say or do something to humiliate you in front of others?	YES 1 NO 2 ↓	→ 1	2	3		
	b) threaten to hurt or harm you or someone you care about?	YES 1 NO 2 ↓	→ 1	2	3		
	c) insult you or make you feel bad about yourself?	YES 1 NO 2	→ 1	2	3		
	d) Restrict or exploit or sabotage your ability to acquire or access or maintain economic resources?	YES 1 NO 2 ↓	→ 1	2	3		
DV08	<p>A. Did your (last) (wife/female partner) ever do any of the following things to you:</p>	<p>B. How often did this happen during the last 12 months: often, only sometimes, or not at all?</p>					
		EVER		OFTEN	SOME-TIMES	NOT IN LAST 12 MONTHS	
	a) push you, shake you, or throw something at you?	YES 1 NO 2 ↓	→ 1	2	3		
	b) slap you?	YES 1 NO 2 ↓	→ 1	2	3		
	c) twist your arm or poke?	YES 1 NO 2 ↓	→ 1	2	3		
	d) punch you with her fist or with something that could hurt you?	YES 1 NO 2 ↓	→ 1	2	3		
	e) kick you, drag you, or beat you up?	YES 1 NO 2 ↓	→ 1	2	3		
	f) try to choke you or burn you on purpose?	YES 1 NO 2 ↓	→ 1	2	3		
	g) attack you with a knife, gun, or other weapon?	YES 1 NO 2 ↓	→ 1	2	3		
	h) physically force you to have sexual intercourse with her when you did not want to?	YES 1 NO 2 ↓	→ 1	2	3		
	i) physically force you to perform any other sexual acts you did not want to?	YES 1 NO 2 ↓	→ 1	2	3		
	j) force you with threats or in any other way to perform sexual acts you did not want to?	YES 1 NO 2 ↓	→ 1	2	3		

SECTION 11. DOMESTIC VIOLENCE MODULE

NO.	QUESTIONS AND FILTERS	CODING CATEGORIES	SKIP
DV09	CHECK DV08A (a-j): <div style="display: flex; justify-content: space-around;"> <div> AT LEAST ONE <input type="checkbox"/> 'YES' ↓ </div> <div> NOT A SINGLE <input type="checkbox"/> 'YES' </div> </div>		→ DV11
DV10	Did the following ever happen as a result of what your (last) (wife/female partner) did to you: a) You had cuts, bruises, or aches? b) You had eye injuries, sprains, dislocations, or burns? c) You had deep wounds, broken bones, broken teeth, or any other serious injury? d) You felt humiliated, stressed, isolated, lonely, anxious or any other form of emotional harm?	YES 1 NO 2 YES 1 NO 2 YES 1 NO 2 YES 1 NO 2	
DV11	Have you ever hit, slapped, kicked, or done anything else to physically hurt your (last) (wife/female partner) at times when she was not already beating or physically hurting you?	YES 1 NO 2	→ DV13
DV12	In the last 12 months, how often have you done this to your (last) (wife/female partner): often, only sometimes, or not at all?	OFTEN 1 SOMETIMES 2 NOT AT ALL 3	
DV13	Does (did) your (last) (wife/female partner) drink alcohol?	YES 1 NO 2	→ DV15
DV14	How frequently does (did) she get drunk: often, only sometimes, or never?	OFTEN 1 SOMETIMES 2 NEVER 3	
DV15	Are (Were) you afraid of your (last) (wife/female partner): most of the time, sometimes, or never?	MOST OF THE TIME AFRAID 1 SOMETIMES AFRAID 2 NEVER AFRAID 3	

SECTION 11. DOMESTIC VIOLENCE MODULE

NO.	QUESTIONS AND FILTERS	CODING CATEGORIES	SKIP																								
DV16	<p>A. So far we have been talking about the behavior of your (current/last) (wife/female partner). Now I want to ask you about the behavior of any previous wife or any other current or previous female partner that you may have ever had.</p>	<p>B. How long ago did this last happen?</p> <table border="1"> <thead> <tr> <th>EVER</th><th>0 - 11 MONTHS AGO</th><th>12+ MONTHS AGO</th><th>DON'T REMEMBER</th></tr> </thead> <tbody> <tr> <td colspan="4">HAS NEVER HAD ANOTHER HUSBAND/ MALE PARTNER 6 → DV17</td> </tr> <tr> <td> a) Did any previous wife or any other current or previous female partner ever hit, slap, kick, or do anything else to hurt you physically? YES 1 → NO 2 ↓ </td><td>1</td><td>2</td><td>3</td></tr> <tr> <td> b) Did any previous wife or any other current or previous female partner physically force you to have intercourse or perform any other sexual acts that you did not want to? YES 1 → NO 2 ↓ </td><td>1</td><td>2</td><td>3</td></tr> <tr> <td> c) Did any previous wife or any other current or previous female partner humiliate you in front of others, threaten to hurt you or someone you care about, or insult you or make you feel bad about yourself? YES 1 → NO 2 ↓ </td><td>1</td><td>2</td><td>3</td></tr> <tr> <td> d) Did any previous wife or any other current or previous female partner restrict or exploit or sabotage your ability to acquire or access or maintain economic resources? YES 1 → NO 2 ↓ </td><td>1</td><td>2</td><td>3</td></tr> </tbody> </table>	EVER	0 - 11 MONTHS AGO	12+ MONTHS AGO	DON'T REMEMBER	HAS NEVER HAD ANOTHER HUSBAND/ MALE PARTNER 6 → DV17				a) Did any previous wife or any other current or previous female partner ever hit, slap, kick, or do anything else to hurt you physically? YES 1 → NO 2 ↓	1	2	3	b) Did any previous wife or any other current or previous female partner physically force you to have intercourse or perform any other sexual acts that you did not want to? YES 1 → NO 2 ↓	1	2	3	c) Did any previous wife or any other current or previous female partner humiliate you in front of others, threaten to hurt you or someone you care about, or insult you or make you feel bad about yourself? YES 1 → NO 2 ↓	1	2	3	d) Did any previous wife or any other current or previous female partner restrict or exploit or sabotage your ability to acquire or access or maintain economic resources? YES 1 → NO 2 ↓	1	2	3	
EVER	0 - 11 MONTHS AGO	12+ MONTHS AGO	DON'T REMEMBER																								
HAS NEVER HAD ANOTHER HUSBAND/ MALE PARTNER 6 → DV17																											
a) Did any previous wife or any other current or previous female partner ever hit, slap, kick, or do anything else to hurt you physically? YES 1 → NO 2 ↓	1	2	3																								
b) Did any previous wife or any other current or previous female partner physically force you to have intercourse or perform any other sexual acts that you did not want to? YES 1 → NO 2 ↓	1	2	3																								
c) Did any previous wife or any other current or previous female partner humiliate you in front of others, threaten to hurt you or someone you care about, or insult you or make you feel bad about yourself? YES 1 → NO 2 ↓	1	2	3																								
d) Did any previous wife or any other current or previous female partner restrict or exploit or sabotage your ability to acquire or access or maintain economic resources? YES 1 → NO 2 ↓	1	2	3																								
DV17	<p>CHECK DV08A (h-j) AND DV16A (b):</p> <p align="center">AT LEAST ONE <input type="checkbox"/> 'YES' ↓ NOT A SINGLE <input type="checkbox"/> YES → DV19</p>																										
DV18	<p>How old were you the first time you were forced to have sexual intercourse or perform any other sexual acts that you did not want to by any current or previous wife or female partner?</p>	<p>AGE IN COMPLETED YEARS <input type="text"/> <input type="text"/></p> <p>DON'T KNOW #</p>																									
DV19	<p>CHECK 401 AND 402 AND DV04 AND DV05:</p> <table border="0"> <tr> <td> EVER MARRIED/EVER LIVED WITH A WOMAN/ EVER HAD A FEMALE PARTNER <input type="checkbox"/> ↓ </td> <td> NEVER MARRIED/ NEVER HAD A FEMALE PARTNER <input type="checkbox"/> ↓ </td> </tr> <tr> <td> a) From the time you were 15 years old, has anyone other than a wife or female partner, hit you, slapped you, kicked you, or done anything else to hurt you physically? Remember, I do not want you to include any wife or any other female partner. </td> <td> b) From the time you were 15 years old has anyone hit you, slapped you, kicked you, or done anything else to hurt you physically? </td> </tr> </table>	EVER MARRIED/EVER LIVED WITH A WOMAN/ EVER HAD A FEMALE PARTNER <input type="checkbox"/> ↓	NEVER MARRIED/ NEVER HAD A FEMALE PARTNER <input type="checkbox"/> ↓	a) From the time you were 15 years old, has anyone other than a wife or female partner, hit you, slapped you, kicked you, or done anything else to hurt you physically? Remember, I do not want you to include any wife or any other female partner.	b) From the time you were 15 years old has anyone hit you, slapped you, kicked you, or done anything else to hurt you physically?	<p>YES 1</p> <p>NO 2</p> <p>REFUSED TO ANSWER/ NO ANSWER 3 → DV22</p>																					
EVER MARRIED/EVER LIVED WITH A WOMAN/ EVER HAD A FEMALE PARTNER <input type="checkbox"/> ↓	NEVER MARRIED/ NEVER HAD A FEMALE PARTNER <input type="checkbox"/> ↓																										
a) From the time you were 15 years old, has anyone other than a wife or female partner, hit you, slapped you, kicked you, or done anything else to hurt you physically? Remember, I do not want you to include any wife or any other female partner.	b) From the time you were 15 years old has anyone hit you, slapped you, kicked you, or done anything else to hurt you physically?																										

SECTION 11. DOMESTIC VIOLENCE MODULE

NO.	QUESTIONS AND FILTERS	CODING CATEGORIES	SKIP
DV20	<p>Who has hurt you in this way?</p> <p>Anyone else?</p> <p>RECORD ALL MENTIONED.</p>	<p>MOTHER/STEP-MOTHER A</p> <p>FATHER/STEP-FATHER B</p> <p>SISTER/BROTHER C</p> <p>DAUGHTER/SON D</p> <p>OTHER RELATIVE E</p> <p>CURRENT GIRLFRIEND F</p> <p>FORMER GIRLFRIEND G</p> <p>MOTHER-IN-LAW H</p> <p>FATHER-IN-LAW I</p> <p>OTHER IN-LAW J</p> <p>TEACHER K</p> <p>SCHOOLMATE/CLASSMATE L</p> <p>EMPLOYER/SOMEONE AT WORK .. M</p> <p>POLICE/SOLDIER N</p> <p>OTHER _____ X</p> <p align="center">(SPECIFY)</p>	
DV21	In the last 12 months, how often (has this person/have these persons) physically hurt you: often, only sometimes, or not at all?	<p>OFTEN 1</p> <p>SOMETIMES 2</p> <p>NOT AT ALL 3</p>	
DV22	<p>CHECK 401 AND 402 AND DV04 AND DV05:</p> <p align="center"> EVER MARRIED/ EVER LIVED WITH A WOMAN/ EVER HAD A FEMALE PARTNER <input type="checkbox"/> </p> <p align="center"> NEVER MARRIED/ NEVER HAD A FEMALE PARTNER <input type="checkbox"/> </p>		→ DV24
DV23	At any time in your life, as a child or as an adult, has anyone other than any previous wife or any other current or previous female partner ever forced you in any way to have sexual intercourse or perform any other sexual acts when you did not want to? Remember I do not want you to include any wife or female partner.	<p>YES 1</p> <p>NO 2</p> <p>REFUSED TO ANSWER/ NO ANSWER 3</p>	→ DV25 → DV27B
DV24	At any time in your life, as a child or as an adult, has anyone ever forced you in any way to have sexual intercourse or perform any other sexual acts when you did not want to?	<p>YES 1</p> <p>NO 2</p> <p>REFUSED TO ANSWER/ NO ANSWER 3</p>	→ DV27B
DV25	<p>CHECK 401 AND 402 AND DV04 AND DV05:</p> <p> EVER MARRIED/EVER LIVED WITH A WOMAN/ EVER HAD A FEMALE PARTNER <input type="checkbox"/> </p> <p>a) How old were you the first time you were forced to have sexual intercourse or perform any other sexual acts that you did not want to by anyone, not including any wife or any other female partner?</p> <p> NEVER MARRIED/ NEVER HAD A FEMALE PARTNER <input type="checkbox"/> </p> <p>b) How old were you the first time you were forced to have sexual intercourse or perform any other sexual acts that you did not want to?</p>	<p>AGE IN COMPLETED YEARS <input type="text"/> <input type="text"/></p> <p>DON'T KNOW #</p>	

SECTION 11. DOMESTIC VIOLENCE MODULE

NO.	QUESTIONS AND FILTERS	CODING CATEGORIES	SKIP
DV26	<p>Who has forced you to have sexual intercourse or perform any other sexual acts that you did not want to?</p> <p>Anyone else?</p> <p>RECORD ALL MENTIONED.</p>	<p>MOTHER/STEP-MOTHER A</p> <p>SISTER/STEP-SISTER B</p> <p>OTHER RELATIVE C</p> <p>CURRENT GIRLFRIEND D</p> <p>FORMER GIRLFRIEND E</p> <p>IN-LAW F</p> <p>OWN FRIEND/ACQUAINTANCE .. G</p> <p>FAMILY FRIEND H</p> <p>TEACHER I</p> <p>SCHOOLMATE/CLASSMATE J</p> <p>EMPLOYER/SOMEONE AT WORK .. K</p> <p>POLICE/SOLDIER L</p> <p>RELIGIOUS LEADER M</p> <p>STRANGER N</p> <p>OTHER _____ X</p> <p align="center">(SPECIFY)</p>	
DV27	<p>CHECK 401 AND 402 AND DV04 AND DV05:</p> <div style="display: flex; justify-content: space-between;"> <div style="width: 45%;"> <p>EVER MARRIED/EVER LIVED WITH A WOMAN/ EVER HAD A FEMALE PARTNER <input type="checkbox"/></p> <p>a) In the last 12 months, has anyone other than any previous wife or any other current or previous female partner forced you to have sexual intercourse or perform any other sexual acts that you did not want to?</p> </div> <div style="width: 45%; border-left: 1px dashed black; padding-left: 10px;"> <p>NEVER MARRIED/ NEVER HAD A FEMALE PARTNER <input type="checkbox"/></p> <p>b) In the last 12 months, has anyone forced you to have sexual intercourse or perform any other sexual acts that you did not want to?</p> </div> </div>	<p>YES 1</p> <p>NO 2</p> <p align="right">→ DV27B</p>	
DV27A	At what place did these incidence(s) mostly happen?	<p>IN MY OWN HOME 01</p> <p>SOME OTHER HOUSE OR APARTMENT 02</p> <p>ELSEWHERE IN A RESIDENTIAL BUILDING 03</p> <p>AT SCHOOL OR WORKPLACE 04</p> <p>CAFÉ/RESTAURANT/PUB/ CLUB/DISCO 05</p> <p>IN A SHOP 06</p> <p>ELSEWHERE INDOORS 07</p> <p>IN THE STREET/SQUARE/PARKING LOT/OTHER PUBLIC PLACE .. 08</p> <p>IN PUBLIC TRANSPORT 09</p> <p>OTHER _____ #</p> <p align="center">(SPECIFY)</p>	
DV27B	<p>If you ever experience any form of violence, where or from whom could you seek help?</p> <p>RECORD ALL MENTIONED.</p>	<p>OWN FAMILY A</p> <p>WIFE'S/PARTNER'S FAMILY B</p> <p>CURRENT/FORMER WIFE/PARTNER C</p> <p>CURRENT/FORMER GIRLFRIEND .. D</p> <p>FRIEND E</p> <p>NEIGHBOR F</p> <p>RELIGIOUS LEADER G</p> <p>DOCTOR/MEDICAL PERSONNEL .. H</p> <p>POLICE I</p> <p>LAWYER J</p> <p>SOCIAL SERVICE ORGANIZATION .. K</p> <p>THROUGH HELPLINES L</p> <p>SAFE SPACES/RESCUE CENTERS .. M</p> <p>CHIEF/OTHER NGAOS N</p> <p>OTHER _____ X</p> <p align="center">(SPECIFY)</p> <p>DON'T KNOW Z</p>	

SECTION 11. DOMESTIC VIOLENCE MODULE

NO.	QUESTIONS AND FILTERS	CODING CATEGORIES	SKIP																
DV28	CHECK DV08A (a-j), DV16A (a,b), DV19, DV23, AND DV24: AT LEAST ONE <input type="checkbox"/> NOT A SINGLE <input type="checkbox"/> 'YES' 'YES'		→ DV31A																
DV29	Thinking about what you yourself have experienced among the different things we have been talking about, have you ever tried to seek help?	YES 1 NO 2	→ DV31																
DV30	From whom or where have you sought help? RECORD ALL MENTIONED.	OWN FAMILY A WIFE'S/PARTNER'S FAMILY B CURRENT/FORMER WIFE/PARTNER C CURRENT/FORMER GIRLFRIEND D FRIEND E NEIGHBOR F RELIGIOUS LEADER G DOCTOR/MEDICAL PERSONNEL H POLICE I LAWYER J SOCIAL SERVICE ORGANIZATION K THROUGH HELPLINES L SAFE SPACES/RESCUE CENTERS M CHIEF/OTHER NGAOS N OTHER X (SPECIFY)	→ DV31A																
DV31	Have you ever told any one about this?	YES 1 NO 2																	
DV31A	<p>VERBALLY SHARE THE HOTLINE NUMBER 1195 SHOULD THE RESPONDENT EVER WISH TO SEEK HELP OR REPORT DOMESTIC VIOLENCE.</p> <p>THANK THE RESPONDENT FOR HIS COOPERATION AND REASSURE HIM ABOUT THE CONFIDENTIALITY OF HIS ANSWERS. FILL OUT THE QUESTIONS BELOW WITH REFERENCE TO THE DOMESTIC VIOLENCE MODULE ONLY.</p>																		
DV33	DID YOU HAVE TO INTERRUPT THE INTERVIEW BECAUSE SOME ADULT WAS TRYING TO LISTEN, OR CAME INTO THE ROOM, OR INTERFERED IN ANY OTHER WAY?	<table> <thead> <tr> <th></th><th>YES, ONCE</th><th>YES, MORE THAN ONCE</th><th>NO</th></tr> </thead> <tbody> <tr> <td>WIFE</td><td>1</td><td>2</td><td>3</td></tr> <tr> <td>OTHER FEMALE ADULT .</td><td>1</td><td>2</td><td>3</td></tr> <tr> <td>MALE ADULT</td><td>1</td><td>2</td><td>3</td></tr> </tbody> </table>		YES, ONCE	YES, MORE THAN ONCE	NO	WIFE	1	2	3	OTHER FEMALE ADULT .	1	2	3	MALE ADULT	1	2	3	→ ###
	YES, ONCE	YES, MORE THAN ONCE	NO																
WIFE	1	2	3																
OTHER FEMALE ADULT .	1	2	3																
MALE ADULT	1	2	3																
DV34	<p>INTERVIEWER'S COMMENTS/EXPLANATION FOR NOT COMPLETING THE DOMESTIC VIOLENCE</p> <p>_____</p> <p>_____</p> <p>_____</p>																		

FOLLOW-ON STUDY CONSENT

1200 In the coming days, another team from Kenya National Bureau of Statistics would like to visit you to ask you additional questions about health and health care services. The information will be used by the Government of Kenya to plan strategies and programs aimed at improving the health and health services in your community. Your permission is completely voluntary and you can withdraw this permission at any time. However, we hope you will agree.

Do you have any questions?

Do you agree to another visit by a Kenya National Bureau of Statistics team?

SIGNATURE OF INTERVIEWER _____ DATE _____

RESPONDENT AGREES
TO BE REVISITED . . . 1

RESPONDENT DOES NOT AGREE
TO BE REVISITED . . . 2

1201	RECORD THE TIME.	HOURS	<input type="text"/>	<input type="text"/>
		MINUTES	<input type="text"/>	<input type="text"/>

INTERVIEWER'S OBSERVATIONS
TO BE FILLED IN AFTER COMPLETING INTERVIEW

COMMENTS ABOUT INTERVIEW:

COMMENTS ON SPECIFIC QUESTIONS:

ANY OTHER COMMENTS:

SUPERVISOR'S OBSERVATIONS

2022 KENYA DEMOGRAPHIC AND HEALTH SURVEY
 BIOMARKER QUESTIONNAIRE - LONG VERSION

KENYA
 KENYA NATIONAL BUREAU OF STATISTICS

LONG

IDENTIFICATION																
COUNTY	<input style="width: 90%;" type="text"/>															
SUB COUNTY	<input style="width: 90%;" type="text"/>															
LOCATION	<input style="width: 90%;" type="text"/>															
SUB LOCATION	<input style="width: 90%;" type="text"/>															
KDHS CLUSTER NUMBER	<table border="1" style="display: inline-table; vertical-align: middle;"> <tr><td style="width: 25px; height: 25px;"></td><td style="width: 25px; height: 25px;"></td><td style="width: 25px; height: 25px;"></td><td style="width: 25px; height: 25px;"></td></tr> <tr><td style="width: 25px; height: 25px;"></td><td style="width: 25px; height: 25px;"></td><td style="width: 25px; height: 25px;"></td><td style="width: 25px; height: 25px;"></td></tr> </table>															
HOUSEHOLD NUMBER	<table border="1" style="display: inline-table; vertical-align: middle;"> <tr><td style="width: 25px; height: 25px;"></td><td style="width: 25px; height: 25px;"></td><td style="width: 25px; height: 25px;"></td><td style="width: 25px; height: 25px;"></td></tr> <tr><td style="width: 25px; height: 25px;"></td><td style="width: 25px; height: 25px;"></td><td style="width: 25px; height: 25px;"></td><td style="width: 25px; height: 25px;"></td></tr> </table>															
NAME OF HOUSEHOLD HEAD	<input style="width: 90%;" type="text"/>															
HOUSEHOLD SELECTED FOR MAN'S SURVEY? (1=YES, 2=NO)	<table border="1" style="display: inline-table; vertical-align: middle;"> <tr><td style="width: 25px; height: 25px; text-align: center;">1</td></tr> </table>				1											
1																
FIELDWORKER VISITS																
	1	2	3	FINAL VISIT												
DATE	<input style="width: 50%;" type="text"/>	<input style="width: 50%;" type="text"/>	<input style="width: 50%;" type="text"/>	DAY <table border="1" style="display: inline-table; vertical-align: middle;"> <tr><td style="width: 25px; height: 25px;"></td><td style="width: 25px; height: 25px;"></td></tr> </table>												
FIELDWORKER'S NAME	<input style="width: 50%;" type="text"/>	<input style="width: 50%;" type="text"/>	<input style="width: 50%;" type="text"/>	MONTH <table border="1" style="display: inline-table; vertical-align: middle;"> <tr><td style="width: 25px; height: 25px;"></td><td style="width: 25px; height: 25px;"></td></tr> </table>												
				YEAR <table border="1" style="display: inline-table; vertical-align: middle;"> <tr><td style="width: 25px; height: 25px; text-align: center;">2</td><td style="width: 25px; height: 25px; text-align: center;">0</td><td style="width: 25px; height: 25px;"></td><td style="width: 25px; height: 25px;"></td></tr> </table>	2	0										
2	0															
NEXT VISIT: DATE	<input style="width: 50%;" type="text"/>	<input style="width: 50%;" type="text"/>		TOTAL NUMBER OF VISITS <table border="1" style="display: inline-table; vertical-align: middle;"> <tr><td style="width: 25px; height: 25px;"></td></tr> </table>												
TIME	<input style="width: 50%;" type="text"/>	<input style="width: 50%;" type="text"/>														
NOTES: <input style="width: 90%; height: 20px;" type="text"/> <input style="width: 90%; height: 20px;" type="text"/> <input style="width: 90%; height: 20px;" type="text"/> <input style="width: 90%; height: 20px;" type="text"/> <input style="width: 90%; height: 20px;" type="text"/> <input style="width: 90%; height: 20px;" type="text"/>				TOTAL ELIGIBLE WOMEN <table border="1" style="display: inline-table; vertical-align: middle;"> <tr><td style="width: 25px; height: 25px;"></td><td style="width: 25px; height: 25px;"></td></tr> </table> TOTAL ELIGIBLE MEN <table border="1" style="display: inline-table; vertical-align: middle;"> <tr><td style="width: 25px; height: 25px;"></td><td style="width: 25px; height: 25px;"></td></tr> </table> TOTAL ELIGIBLE CHILDREN <table border="1" style="display: inline-table; vertical-align: middle;"> <tr><td style="width: 25px; height: 25px;"></td><td style="width: 25px; height: 25px;"></td></tr> </table>												
<table style="width: 100%;"> <tr> <td style="width: 25%;">LANGUAGE OF QUESTIONNAIRE**</td> <td style="width: 10%; text-align: center;">0</td> <td style="width: 10%; text-align: center;">1</td> <td style="width: 25%;">LANGUAGE OF INTERVIEW**</td> <td style="width: 10%; text-align: center;"></td> <td style="width: 10%; text-align: center;"></td> <td style="width: 25%;">NATIVE LANGUAGE OF RESPONDENT**</td> <td style="width: 10%; text-align: center;"></td> <td style="width: 10%; text-align: center;"></td> <td style="width: 25%;">TRANSLATOR (YES = 1, NO = 2)</td> <td style="width: 10%; text-align: center;"></td> </tr> </table>					LANGUAGE OF QUESTIONNAIRE**	0	1	LANGUAGE OF INTERVIEW**			NATIVE LANGUAGE OF RESPONDENT**			TRANSLATOR (YES = 1, NO = 2)		
LANGUAGE OF QUESTIONNAIRE**	0	1	LANGUAGE OF INTERVIEW**			NATIVE LANGUAGE OF RESPONDENT**			TRANSLATOR (YES = 1, NO = 2)							
<table style="width: 100%;"> <tr> <td style="width: 40%;">LANGUAGE OF QUESTIONNAIRE**</td> <td style="width: 60%;"> <div style="display: flex; justify-content: space-between;"> <div> ENGLISH </div> <div> **LANGUAGE CODES: 01 ENGLISH 06 KAMBA 11 LUO 16 SOMALI 02 KISWAHILI 07 KIKUYU 12 MAASAI 17 TURKANA 03 BORANA 08 KISII 13 MERU 96 OTHER 04 EMBU 09 LUHYA 14 MIJIKENDA 05 KALENJIN 10 MARAGOLI 15 POKOT <u> </u> SPECIFY </div> </div> </td> </tr> </table>					LANGUAGE OF QUESTIONNAIRE**	<div style="display: flex; justify-content: space-between;"> <div> ENGLISH </div> <div> **LANGUAGE CODES: 01 ENGLISH 06 KAMBA 11 LUO 16 SOMALI 02 KISWAHILI 07 KIKUYU 12 MAASAI 17 TURKANA 03 BORANA 08 KISII 13 MERU 96 OTHER 04 EMBU 09 LUHYA 14 MIJIKENDA 05 KALENJIN 10 MARAGOLI 15 POKOT <u> </u> SPECIFY </div> </div>										
LANGUAGE OF QUESTIONNAIRE**	<div style="display: flex; justify-content: space-between;"> <div> ENGLISH </div> <div> **LANGUAGE CODES: 01 ENGLISH 06 KAMBA 11 LUO 16 SOMALI 02 KISWAHILI 07 KIKUYU 12 MAASAI 17 TURKANA 03 BORANA 08 KISII 13 MERU 96 OTHER 04 EMBU 09 LUHYA 14 MIJIKENDA 05 KALENJIN 10 MARAGOLI 15 POKOT <u> </u> SPECIFY </div> </div>															
<table style="width: 100%;"> <tr> <td style="width: 25%;">TEAM</td> <td style="width: 75%;">TEAM SUPERVISOR</td> </tr> <tr> <td> <table border="1" style="display: inline-table; vertical-align: middle;"> <tr><td style="width: 25px; height: 25px;"></td><td style="width: 25px; height: 25px;"></td></tr> </table> </td> <td> <table border="1" style="display: inline-table; vertical-align: middle;"> <tr><td style="width: 25px; height: 25px;"></td><td style="width: 25px; height: 25px;"></td><td style="width: 25px; height: 25px;"></td><td style="width: 25px; height: 25px;"></td></tr> </table> </td> </tr> <tr> <td style="text-align: center;">NUMBER</td> <td style="text-align: center;">NAME NUMBER</td> </tr> </table>					TEAM	TEAM SUPERVISOR	<table border="1" style="display: inline-table; vertical-align: middle;"> <tr><td style="width: 25px; height: 25px;"></td><td style="width: 25px; height: 25px;"></td></tr> </table>			<table border="1" style="display: inline-table; vertical-align: middle;"> <tr><td style="width: 25px; height: 25px;"></td><td style="width: 25px; height: 25px;"></td><td style="width: 25px; height: 25px;"></td><td style="width: 25px; height: 25px;"></td></tr> </table>					NUMBER	NAME NUMBER
TEAM	TEAM SUPERVISOR															
<table border="1" style="display: inline-table; vertical-align: middle;"> <tr><td style="width: 25px; height: 25px;"></td><td style="width: 25px; height: 25px;"></td></tr> </table>			<table border="1" style="display: inline-table; vertical-align: middle;"> <tr><td style="width: 25px; height: 25px;"></td><td style="width: 25px; height: 25px;"></td><td style="width: 25px; height: 25px;"></td><td style="width: 25px; height: 25px;"></td></tr> </table>													
NUMBER	NAME NUMBER															

WEIGHT AND HEIGHT MEASUREMENT FOR CHILDREN AGE 0-4

101	CHECK CAPI OUTPUT FOR "LIST ELIGIBLE INDIVIDUALS/BIOMARKERS" COLUMN 11 IN HOUSEHOLD QUESTIONNAIRE. RECORD THE LINE NUMBER AND NAME FOR ALL ELIGIBLE CHILDREN AGE 0-5 YEARS IN QUESTION 102 ON THIS PAGE AND SUBSEQUENT PAGES STARTING WITH THE FIRST ONE LISTED. IF MORE THAN THREE CHILDREN, USE ADDITIONAL QUESTIONNAIRE(S).	
	CHILD 1	SKIP
102	CHECK CAPI OUTPUT AND RECORD NAME AND LINE NUMBER OF CHILD.	NAME _____ LINE NUMBER <input type="text"/> <input type="text"/>
103	IF MOTHER INTERVIEWED: COPY CHILD'S DATE OF BIRTH (DAY, MONTH, AND YEAR) FROM PREGNANCY HISTORY. IF MOTHER NOT INTERVIEWED ASK: What is (NAME)'s date of birth?	DAY <input type="text"/> <input type="text"/> MONTH..... <input type="text"/> <input type="text"/> YEAR..... <input type="text"/> <input type="text"/> <input type="text"/> <input type="text"/>
104	IF MOTHER INTERVIEWED: COPY CHILD'S AGE FROM PREGNANCY HISTORY. IF MOTHER NOT INTERVIEWED ASK: How old was (NAME) at (NAME)'s last birthday? COMPARE AND CORRECT 103 AND/OR 104 IF INCONSISTENT.	AGE IN COMPLETED YEARS <input type="text"/>
105	CHECK 104: CHILD AGE 0-4 YEARS? YES <input type="checkbox"/> NO <input type="checkbox"/>	→ 125
106	WEIGHT IN KILOGRAMS.	KG. <input type="text"/> <input type="text"/> . <input type="text"/> <input type="text"/> NOT PRESENT 9994 REFUSED 9995 OTHER 9996
107	WAS THE CHILD MINIMALLY DRESSED?	YES 1 NO 2
108	HEIGHT IN CENTIMETERS. IF CHILD IS AGE 0-1 YEARS, MEASURE LYING DOWN. IF CHILD IS AGE 2, 3, OR 4 YEARS, MEASURE STANDING UP.	CM. <input type="text"/> <input type="text"/> <input type="text"/> . <input type="text"/> NOT PRESENT 9994 REFUSED 9995 OTHER 9996
109	WAS THE CHILD MEASURED LYING DOWN OR STANDING UP?	LYING DOWN 1 STANDING UP 2
110	CHECK 104 AND 109: BASED ON CHILD'S AGE, WAS CORRECT MEASUREMENT PROCEDURE FOLLOWED?	YES 1 NO 2
111	IF CHILD IS AGE 0-1 YEARS: WHY WAS (NAME) MEASURED STANDING UP? IF CHILD IS AGE 2-4 YEARS: WHY WAS (NAME) MEASURED LYING DOWN? _____ _____	
112	WAS THE RECORDED MEASUREMENT INTERFERED WITH BY BRAIDED OR ORNAMENTED HAIR?	YES 1 NO 2
113	ENTER FIELDWORKER NUMBER OF MEASURER.	<input type="text"/> <input type="text"/> <input type="text"/> <input type="text"/> FIELDWORKER NUMBER
114	ENTER FIELDWORKER NUMBER OF ASSISTANT MEASURER.	<input type="text"/> <input type="text"/> <input type="text"/> <input type="text"/> FIELDWORKER NUMBER
115	TODAY'S DATE:	DAY <input type="text"/> <input type="text"/> MONTH..... <input type="text"/> <input type="text"/> YEAR..... <input type="text"/> <input type="text"/> <input type="text"/> <input type="text"/>
116	RECORD HEIGHT/LENGTH AND WEIGHT IN THE ANTHROPOMETRY PAMPHLET.	
125	IF ANOTHER CHILD, GO TO 102 ON THE NEXT PAGE; IF NO MORE CHILDREN, GO TO 201.	

WEIGHT AND HEIGHT MEASUREMENT FOR CHILDREN AGE 0-4

101	CHECK CAPI OUTPUT FOR "LIST ELIGIBLE INDIVIDUALS/BIOMARKERS" COLUMN 11 IN HOUSEHOLD QUESTIONNAIRE. RECORD THE LINE NUMBER AND NAME FOR ALL ELIGIBLE CHILDREN AGE 0-5 YEARS IN QUESTION 102 ON THIS PAGE AND SUBSEQUENT PAGES STARTING WITH THE FIRST ONE LISTED. IF MORE THAN THREE CHILDREN, USE ADDITIONAL QUESTIONNAIRE(S).	
	CHILD 2	SKIP
102	CHECK CAPI OUTPUT AND RECORD NAME AND LINE NUMBER OF CHILD.	NAME _____ LINE NUMBER <input type="text"/> <input type="text"/>
103	IF MOTHER INTERVIEWED: COPY CHILD'S DATE OF BIRTH (DAY, MONTH, AND YEAR) FROM PREGNANCY HISTORY. IF MOTHER NOT INTERVIEWED ASK: What is (NAME)'s date of birth?	DAY <input type="text"/> <input type="text"/> MONTH..... <input type="text"/> <input type="text"/> YEAR..... <input type="text"/> <input type="text"/> <input type="text"/> <input type="text"/>
104	IF MOTHER INTERVIEWED: COPY CHILD'S AGE FROM PREGNANCY HISTORY. IF MOTHER NOT INTERVIEWED ASK: How old was (NAME) at (NAME)'s last birthday? COMPARE AND CORRECT 103 AND/OR 104 IF INCONSISTENT.	AGE IN COMPLETED YEARS <input type="text"/>
105	CHECK 104: CHILD AGE 0-4 YEARS? YES <input type="checkbox"/> NO <input type="checkbox"/>	→ 125
106	WEIGHT IN KILOGRAMS.	KG. <input type="text"/> <input type="text"/> . <input type="text"/> <input type="text"/> NOT PRESENT 9994 REFUSED 9995 OTHER 9996
107	WAS THE CHILD MINIMALLY DRESSED?	YES 1 NO 2
108	HEIGHT IN CENTIMETERS. IF CHILD IS AGE 0-1 YEARS, MEASURE LYING DOWN. IF CHILD IS AGE 2, 3, OR 4 YEARS, MEASURE STANDING UP.	CM. <input type="text"/> <input type="text"/> <input type="text"/> . <input type="text"/> NOT PRESENT 9994 REFUSED 9995 OTHER 9996
109	WAS THE CHILD MEASURED LYING DOWN OR STANDING UP?	LYING DOWN 1 STANDING UP 2
110	CHECK 104 AND 109: BASED ON CHILD'S AGE, WAS CORRECT MEASUREMENT PROCEDURE FOLLOWED?	YES 1 NO 2
111	IF CHILD IS AGE 0-1 YEARS: WHY WAS (NAME) MEASURED STANDING UP? IF CHILD IS AGE 2-4 YEARS: WHY WAS (NAME) MEASURED LYING DOWN? _____ _____ _____	
112	WAS THE RECORDED MEASUREMENT INTERFERED WITH BY BRAIDED OR ORNAMENTED HAIR?	YES 1 NO 2
113	ENTER FIELDWORKER NUMBER OF MEASURER.	<input type="text"/> <input type="text"/> <input type="text"/> <input type="text"/> FIELDWORKER NUMBER
114	ENTER FIELDWORKER NUMBER OF ASSISTANT MEASURER.	<input type="text"/> <input type="text"/> <input type="text"/> <input type="text"/> FIELDWORKER NUMBER
115	TODAY'S DATE:	DAY <input type="text"/> <input type="text"/> MONTH..... <input type="text"/> <input type="text"/> YEAR..... <input type="text"/> <input type="text"/> <input type="text"/> <input type="text"/>
116	RECORD HEIGHT/LENGTH AND WEIGHT IN THE ANTHROPOMETRY PAMPHLET.	
125	IF ANOTHER CHILD, GO TO 102 ON THE NEXT PAGE; IF NO MORE CHILDREN, GO TO 201.	

WEIGHT AND HEIGHT MEASUREMENT FOR CHILDREN AGE 0-4

101	CHECK CAPI OUTPUT FOR "LIST ELIGIBLE INDIVIDUALS/BIOMARKERS" COLUMN 11 IN HOUSEHOLD QUESTIONNAIRE. RECORD THE LINE NUMBER AND NAME FOR ALL ELIGIBLE CHILDREN AGE 0-5 YEARS IN QUESTION 102 ON THIS PAGE AND SUBSEQUENT PAGES STARTING WITH THE FIRST ONE LISTED. IF MORE THAN THREE CHILDREN, USE ADDITIONAL QUESTIONNAIRE(S).		
	CHILD 3		SKIP
102	CHECK CAPI OUTPUT AND RECORD NAME AND LINE NUMBER OF CHILD.	NAME _____ LINE NUMBER <input type="text"/> <input type="text"/>	
103	IF MOTHER INTERVIEWED: COPY CHILD'S DATE OF BIRTH (DAY, MONTH, AND YEAR) FROM PREGNANCY HISTORY. IF MOTHER NOT INTERVIEWED ASK: What is (NAME)'s date of birth?	DAY <input type="text"/> <input type="text"/> MONTH..... <input type="text"/> <input type="text"/> YEAR..... <input type="text"/> <input type="text"/> <input type="text"/> <input type="text"/>	
104	IF MOTHER INTERVIEWED: COPY CHILD'S AGE FROM PREGNANCY HISTORY. IF MOTHER NOT INTERVIEWED ASK: How old was (NAME) at (NAME)'s last birthday? COMPARE AND CORRECT 103 AND/OR 104 IF INCONSISTENT.	AGE IN COMPLETED YEARS <input type="text"/>	
105	CHECK 104: CHILD AGE 0-4 YEARS? YES <input type="checkbox"/> NO <input type="checkbox"/>	→ 125	
106	WEIGHT IN KILOGRAMS.	KG. <input type="text"/> <input type="text"/> . <input type="text"/> <input type="text"/> NOT PRESENT 9994 REFUSED 9995 OTHER 9996	→ 108
107	WAS THE CHILD MINIMALLY DRESSED?	YES 1 NO 2	
108	HEIGHT IN CENTIMETERS. IF CHILD IS AGE 0-1 YEARS, MEASURE LYING DOWN. IF CHILD IS AGE 2, 3, OR 4 YEARS, MEASURE STANDING UP.	CM. <input type="text"/> <input type="text"/> <input type="text"/> . <input type="text"/> NOT PRESENT 9994 REFUSED 9995 OTHER 9996	→ 113
109	WAS THE CHILD MEASURED LYING DOWN OR STANDING UP?	LYING DOWN 1 STANDING UP 2	
110	CHECK 104 AND 109: BASED ON CHILD'S AGE, WAS CORRECT MEASUREMENT PROCEDURE FOLLOWED?	YES 1 NO 2	→ 112
111	IF CHILD IS AGE 0-1 YEARS: WHY WAS (NAME) MEASURED STANDING UP? IF CHILD IS AGE 2-4 YEARS: WHY WAS (NAME) MEASURED LYING DOWN? _____ _____		
112	WAS THE RECORDED MEASUREMENT INTERFERED WITH BY BRAIDED OR ORNAMENTED HAIR?	YES 1 NO 2	
113	ENTER FIELDWORKER NUMBER OF MEASURER.	<input type="text"/> <input type="text"/> <input type="text"/> <input type="text"/> FIELDWORKER NUMBER	
114	ENTER FIELDWORKER NUMBER OF ASSISTANT MEASURER.	<input type="text"/> <input type="text"/> <input type="text"/> <input type="text"/> FIELDWORKER NUMBER	
115	TODAY'S DATE:	DAY <input type="text"/> <input type="text"/> MONTH..... <input type="text"/> <input type="text"/> YEAR..... <input type="text"/> <input type="text"/> <input type="text"/> <input type="text"/>	
116	RECORD HEIGHT/LENGTH AND WEIGHT IN THE ANTHROPOMETRY PAMPHLET.		
125	IF ANOTHER CHILD, GO TO 102 IN ADDITIONAL QUESTIONNAIRE; IF NO MORE CHILDREN, GO TO 201.		

WEIGHT AND HEIGHT MEASUREMENT FOR WOMEN AGE 15-49

201	CHECK CAPI OUTPUT FOR "LIST ELIGIBLE INDIVIDUALS/BIOMARKERS" COLUMN 9 IN HOUSEHOLD QUESTIONNAIRE. RECORD THE NAME AND LINE NUMBER FOR ALL ELIGIBLE WOMEN IN 202 ON THIS PAGE AND SUBSEQUENT PAGES STARTING WITH THE FIRST ONE LISTED. IF MORE THAN THREE WOMEN, USE ADDITIONAL QUESTIONNAIRE(S).		
	WOMAN 1		SKIP
202	CHECK CAPI OUTPUT AND RECORD NAME AND LINE NUMBER OF WOMAN.	NAME _____ LINE NUMBER <input type="text"/> <input type="text"/>	
205	WEIGHT IN KILOGRAMS.	KG..... <input type="text"/> <input type="text"/> <input type="text"/> <input type="text"/> <input type="text"/> <input type="text"/> NOT PRESENT 99994 REFUSED 99995 OTHER 99996	→ 207
206	WAS THE WOMAN WEARING ONLY LIGHTWEIGHT CLOTHING?	YES 1 NO 2	
207	HEIGHT IN CENTIMETERS.	CM..... <input type="text"/> <input type="text"/> <input type="text"/> <input type="text"/> <input type="text"/> NOT PRESENT 9994 REFUSED 9995 OTHER 9996	→ 209
208	WAS THE RECORDED MEASUREMENT INTERFERED WITH BY BRAIDED OR ORNAMENTED HAIR?	YES 1 NO 2	
209	ENTER FIELDWORKER NUMBER OF MEASURER.	<input type="text"/> <input type="text"/> <input type="text"/> <input type="text"/> FIELDWORKER NUMBER	
210	ENTER FIELDWORKER NUMBER OF ASSISTANT MEASURER. IF NO ASSISTANT MEASURER, ENTER 9999.	<input type="text"/> <input type="text"/> <input type="text"/> <input type="text"/> FIELDWORKER NUMBER	
211	TODAY'S DATE:	DAY <input type="text"/> <input type="text"/> MONTH..... <input type="text"/> <input type="text"/> YEAR..... <input type="text"/> <input type="text"/> <input type="text"/> <input type="text"/>	
228	IF ANOTHER WOMAN, GO TO 202 ON THE NEXT PAGE; IF NO MORE WOMEN, GO TO 301.		

WEIGHT AND HEIGHT MEASUREMENT FOR WOMEN AGE 15-49

201	CHECK CAPI OUTPUT FOR "LIST ELIGIBLE INDIVIDUALS/BIOMARKERS" COLUMN 9 IN HOUSEHOLD QUESTIONNAIRE. RECORD THE NAME AND LINE NUMBER FOR ALL ELIGIBLE WOMEN IN 202 ON THIS PAGE AND SUBSEQUENT PAGES STARTING WITH THE FIRST ONE LISTED. IF MORE THAN THREE WOMEN, USE ADDITIONAL QUESTIONNAIRE(S).		
	WOMAN 2		SKIP
202	CHECK CAPI OUTPUT AND RECORD NAME AND LINE NUMBER OF WOMAN.	NAME _____ LINE NUMBER <input type="text"/> <input type="text"/>	
205	WEIGHT IN KILOGRAMS.	KG..... <input type="text"/> <input type="text"/> <input type="text"/> <input type="text"/> <input type="text"/> NOT PRESENT 99994 REFUSED 99995 OTHER.....99996	→ 207
206	WAS THE WOMAN WEARING ONLY LIGHTWEIGHT CLOTHING?	YES 1 NO 2	
207	HEIGHT IN CENTIMETERS.	CM..... <input type="text"/> <input type="text"/> <input type="text"/> <input type="text"/> NOT PRESENT 9994 REFUSED 9995 OTHER..... 9996	→ 209
208	WAS THE RECORDED MEASUREMENT INTERFERED WITH BY BRAIDED OR ORNAMENTED HAIR?	YES 1 NO 2	
209	ENTER FIELDWORKER NUMBER OF MEASURER.	<input type="text"/> <input type="text"/> <input type="text"/> <input type="text"/> FIELDWORKER NUMBER	
210	ENTER FIELDWORKER NUMBER OF ASSISTANT MEASURER. IF NO ASSISTANT MEASURER, ENTER 9999.	<input type="text"/> <input type="text"/> <input type="text"/> <input type="text"/> FIELDWORKER NUMBER	
211	TODAY'S DATE:	DAY <input type="text"/> <input type="text"/> MONTH..... <input type="text"/> <input type="text"/> YEAR..... <input type="text"/> <input type="text"/> <input type="text"/> <input type="text"/>	
228	IF ANOTHER WOMAN, GO TO 202 ON THE NEXT PAGE; IF NO MORE WOMEN, GO TO 301.		

WEIGHT AND HEIGHT MEASUREMENT FOR WOMEN AGE 15-49

201	CHECK CAPI OUTPUT FOR "LIST ELIGIBLE INDIVIDUALS/BIOMARKERS" COLUMN 9 IN HOUSEHOLD QUESTIONNAIRE. RECORD THE NAME AND LINE NUMBER FOR ALL ELIGIBLE WOMEN IN 202 ON THIS PAGE AND SUBSEQUENT PAGES STARTING WITH THE FIRST ONE LISTED. IF MORE THAN THREE WOMEN, USE ADDITIONAL QUESTIONNAIRE(S).		
	WOMAN 3		SKIP
202	CHECK CAPI OUTPUT AND RECORD NAME AND LINE NUMBER OF WOMAN.	NAME _____ LINE NUMBER <input type="text"/> <input type="text"/>	
205	WEIGHT IN KILOGRAMS.	KG..... <input type="text"/> <input type="text"/> <input type="text"/> <input type="text"/> <input type="text"/> NOT PRESENT 99994 REFUSED 99995 OTHER..... 99996	→ 207
206	WAS THE WOMAN WEARING ONLY LIGHTWEIGHT CLOTHING?	YES 1 NO 2	
207	HEIGHT IN CENTIMETERS.	CM..... <input type="text"/> <input type="text"/> <input type="text"/> <input type="text"/> NOT PRESENT 9994 REFUSED 9995 OTHER..... 9996	→ 209
208	WAS THE RECORDED MEASUREMENT INTERFERED WITH BY BRAIDED OR ORNAMENTED HAIR?	YES 1 NO 2	
209	ENTER FIELDWORKER NUMBER OF MEASURER.	<input type="text"/> <input type="text"/> <input type="text"/> <input type="text"/> FIELDWORKER NUMBER	
210	ENTER FIELDWORKER NUMBER OF ASSISTANT MEASURER. IF NO ASSISTANT MEASURER, ENTER 9999.	<input type="text"/> <input type="text"/> <input type="text"/> <input type="text"/> FIELDWORKER NUMBER	
211	TODAY'S DATE:	DAY <input type="text"/> <input type="text"/> MONTH..... <input type="text"/> <input type="text"/> YEAR..... <input type="text"/> <input type="text"/> <input type="text"/> <input type="text"/>	
228	IF ANOTHER WOMAN, GO TO 202 IN ADDITIONAL QUESTIONNAIRE; IF NO MORE WOMEN, GO TO 301.		

WEIGHT AND HEIGHT MEASUREMENT FOR MEN AGE 15-54

301	CHECK CAPI OUTPUT FOR "LIST ELIGIBLE INDIVIDUALS/BIOMARKERS" COLUMN 10 IN HOUSEHOLD QUESTIONNAIRE. RECORD THE NAME AND LINE NUMBER FOR ALL ELIGIBLE MEN IN 302 ON THIS PAGE AND SUBSEQUENT PAGES STARTING WITH THE FIRST ONE LISTED. IF MORE THAN THREE MEN, USE ADDITIONAL QUESTIONNAIRE(S).		
	MAN 1		SKIP
302	CHECK CAPI OUTPUT AND RECORD NAME AND LINE NUMBER OF MAN.	NAME _____ LINE NUMBER <input type="text"/> <input type="text"/>	
305	WEIGHT IN KILOGRAMS.	KG..... <input type="text"/> <input type="text"/> <input type="text"/> <input type="text"/> <input type="text"/> NOT PRESENT 99994 REFUSED 99995 OTHER 99996	→ 307
306	WAS THE MAN WEARING ONLY LIGHTWEIGHT CLOTHING?	YES 1 NO 2	
307	HEIGHT IN CENTIMETERS.	CM <input type="text"/> <input type="text"/> <input type="text"/> <input type="text"/> NOT PRESENT 9994 REFUSED 9995 OTHER 9996	→ 309
308	WAS THE RECORDED MEASUREMENT INTERFERED WITH BY BRAIDED OR ORNAMENTED HAIR?	YES 1 NO 2	
309	ENTER FIELDWORKER NUMBER OF MEASURER.	<input type="text"/> <input type="text"/> <input type="text"/> <input type="text"/> FIELDWORKER NUMBER	
310	ENTER FIELDWORKER NUMBER OF ASSISTANT MEASURER. IF NO ASSISTANT MEASURER, ENTER 9999.	<input type="text"/> <input type="text"/> <input type="text"/> <input type="text"/> FIELDWORKER NUMBER	
311	TODAY'S DATE:	DAY <input type="text"/> <input type="text"/> MONTH <input type="text"/> <input type="text"/> YEAR <input type="text"/> <input type="text"/> <input type="text"/> <input type="text"/>	
328	IF ANOTHER MAN, GO TO 302 ON THE NEXT PAGE; IF NO MORE MEN, END INTERVIEW.		

WEIGHT AND HEIGHT MEASUREMENT FOR MEN AGE 15-54

301	CHECK CAPI OUTPUT FOR "LIST ELIGIBLE INDIVIDUALS/BIOMARKERS" COLUMN 10 IN HOUSEHOLD QUESTIONNAIRE. RECORD THE NAME AND LINE NUMBER FOR ALL ELIGIBLE MEN IN 302 ON THIS PAGE AND SUBSEQUENT PAGES STARTING WITH THE FIRST ONE LISTED. IF MORE THAN THREE MEN, USE ADDITIONAL QUESTIONNAIRE(S).		
	MAN 2		SKIP
302	CHECK CAPI OUTPUT AND RECORD NAME AND LINE NUMBER OF MAN.	NAME _____ LINE NUMBER <input type="text"/> <input type="text"/>	
305	WEIGHT IN KILOGRAMS.	KG..... <input type="text"/> <input type="text"/> <input type="text"/> <input type="text"/> <input type="text"/> NOT PRESENT 99994 REFUSED 99995 OTHER 99996	→ 307
306	WAS THE MAN WEARING ONLY LIGHTWEIGHT CLOTHING?	YES 1 NO 2	
307	HEIGHT IN CENTIMETERS.	CM <input type="text"/> <input type="text"/> <input type="text"/> <input type="text"/> NOT PRESENT 9994 REFUSED 9995 OTHER 9996	→ 309
308	WAS THE RECORDED MEASUREMENT INTERFERED WITH BY BRAIDED OR ORNAMENTED HAIR?	YES 1 NO 2	
309	ENTER FIELDWORKER NUMBER OF MEASURER.	<input type="text"/> <input type="text"/> <input type="text"/> <input type="text"/> FIELDWORKER NUMBER	
310	ENTER FIELDWORKER NUMBER OF ASSISTANT MEASURER. IF NO ASSISTANT MEASURER, ENTER 9999.	<input type="text"/> <input type="text"/> <input type="text"/> <input type="text"/> FIELDWORKER NUMBER	
311	TODAY'S DATE:	DAY <input type="text"/> <input type="text"/> MONTH <input type="text"/> <input type="text"/> YEAR <input type="text"/> <input type="text"/> <input type="text"/> <input type="text"/>	
328	IF ANOTHER MAN, GO TO 302 ON THE NEXT PAGE; IF NO MORE MEN, END INTERVIEW.		

WEIGHT AND HEIGHT MEASUREMENT FOR MEN AGE 15-54

301	CHECK CAPI OUTPUT FOR "LIST ELIGIBLE INDIVIDUALS/BIOMARKERS" COLUMN 10 IN HOUSEHOLD QUESTIONNAIRE. RECORD THE NAME AND LINE NUMBER FOR ALL ELIGIBLE MEN IN 302 ON THIS PAGE AND SUBSEQUENT PAGES STARTING WITH THE FIRST ONE LISTED. IF MORE THAN THREE MEN, USE ADDITIONAL QUESTIONNAIRE(S).		
	MAN 3		SKIP
302	CHECK CAPI OUTPUT AND RECORD NAME AND LINE NUMBER OF MAN.	NAME _____ LINE NUMBER <input type="text"/> <input type="text"/>	
305	WEIGHT IN KILOGRAMS.	KG..... <input type="text"/> <input type="text"/> <input type="text"/> <input type="text"/> <input type="text"/> NOT PRESENT 99994 REFUSED 99995 OTHER 99996	→ 307
306	WAS THE MAN WEARING ONLY LIGHTWEIGHT CLOTHING?	YES 1 NO 2	
307	HEIGHT IN CENTIMETERS.	CM <input type="text"/> <input type="text"/> <input type="text"/> <input type="text"/> NOT PRESENT 9994 REFUSED 9995 OTHER 9996	→ 309
308	WAS THE RECORDED MEASUREMENT INTERFERED WITH BY BRAIDED OR ORNAMENTED HAIR?	YES 1 NO 2	
309	ENTER FIELDWORKER NUMBER OF MEASURER.	<input type="text"/> <input type="text"/> <input type="text"/> <input type="text"/> FIELDWORKER NUMBER	
310	ENTER FIELDWORKER NUMBER OF ASSISTANT MEASURER. IF NO ASSISTANT MEASURER, ENTER 9999.	<input type="text"/> <input type="text"/> <input type="text"/> <input type="text"/> FIELDWORKER NUMBER	
311	TODAY'S DATE:	DAY <input type="text"/> <input type="text"/> MONTH <input type="text"/> <input type="text"/> YEAR <input type="text"/> <input type="text"/> <input type="text"/> <input type="text"/>	
328	IF ANOTHER MAN, GO TO 302 IN ADDITIONAL QUESTIONNAIRE; IF NO MORE MEN, END INTERVIEW.		

TO BE FILLED IN AFTER COMPLETING BIOMARKERS

This image shows a blank sheet of white paper with horizontal ruling lines. The lines are evenly spaced and run across the width of the page. There are no margins, text, or other markings on the paper.[illegible]

2022 KENYA DEMOGRAPHIC AND HEALTH SURVEYS
 BIOMARKER QUESTIONNAIRE- SHORT VERSION

KENYA
 KENYA NATIONAL BUREAU OF STATISTICS

SHORT

IDENTIFICATION					
COUNTY	<input style="width: 95%;" type="text"/>				
SUB COUNTY	<input style="width: 95%;" type="text"/>				
LOCATION	<input style="width: 95%;" type="text"/>				
SUB LOCATION	<input style="width: 95%;" type="text"/>				
KDHS CLUSTER NUMBER	<input style="width: 95%;" type="text"/>				<input style="width: 25px; height: 25px;" type="text"/> <input style="width: 25px; height: 25px;" type="text"/>
HOUSEHOLD NUMBER	<input style="width: 95%;" type="text"/>				<input style="width: 25px; height: 25px;" type="text"/> <input style="width: 25px; height: 25px;" type="text"/>
NAME OF HOUSEHOLD HEAD	<input style="width: 95%;" type="text"/>				
HOUSEHOLD SELECTED FOR MAN'S SURVEY? (1=YES, 2=NO)	<input style="width: 95%;" type="text"/>				2
FIELDWORKER VISITS					
	1	2	3	FINAL VISIT	
DATE	<input style="width: 95%;" type="text"/>	<input style="width: 95%;" type="text"/>	<input style="width: 95%;" type="text"/>	DAY	<input style="width: 25px; height: 25px;" type="text"/> <input style="width: 25px; height: 25px;" type="text"/>
FIELDWORKER'S NAME	<input style="width: 95%;" type="text"/>	<input style="width: 95%;" type="text"/>	<input style="width: 95%;" type="text"/>	MONTH	<input style="width: 25px; height: 25px;" type="text"/> <input style="width: 25px; height: 25px;" type="text"/>
				YEAR	<div style="display: inline-block; border: 1px solid black; padding: 2px;">2</div> <div style="display: inline-block; border: 1px solid black; padding: 2px;">0</div> <div style="display: inline-block; border: 1px solid black; padding: 2px; width: 25px; height: 25px;"></div> <div style="display: inline-block; border: 1px solid black; padding: 2px; width: 25px; height: 25px;"></div>
NEXT VISIT: DATE	<input style="width: 95%;" type="text"/>	<input style="width: 95%;" type="text"/>		TOTAL NUMBER OF VISITS	<input style="width: 40px; height: 25px;" type="text"/>
TIME	<input style="width: 95%;" type="text"/>	<input style="width: 95%;" type="text"/>			
NOTES: <input style="width: 95%;" type="text"/> <input style="width: 95%;" type="text"/> <input style="width: 95%;" type="text"/> <input style="width: 95%;" type="text"/> <input style="width: 95%;" type="text"/>				TOTAL ELIGIBLE CHILDREN <div style="display: inline-block; border: 1px solid black; width: 40px; height: 25px;"></div>	
LANGUAGE OF QUESTIONNAIRE** <div style="display: inline-block; border: 1px solid black; padding: 2px; margin: 0 5px;">0</div> <div style="display: inline-block; border: 1px solid black; padding: 2px; margin: 0 5px;">1</div>		LANGUAGE OF INTERVIEW** <div style="display: inline-block; border: 1px solid black; padding: 2px; margin: 0 5px;"></div> <div style="display: inline-block; border: 1px solid black; padding: 2px; margin: 0 5px;"></div>		NATIVE LANGUAGE OF RESPONDENT** <div style="display: inline-block; border: 1px solid black; padding: 2px; margin: 0 5px;"></div> <div style="display: inline-block; border: 1px solid black; padding: 2px; margin: 0 5px;"></div>	
LANGUAGE OF QUESTIONNAIRE** ENGLISH		**LANGUAGE CODES: <div style="display: flex; flex-wrap: wrap;"> <div style="width: 33%;">01 ENGLISH</div> <div style="width: 33%;">06 KAMBA</div> <div style="width: 33%;">11 LUO</div> <div style="width: 33%;">16 SOMALI</div> <div style="width: 33%;">02 KISWAHILI</div> <div style="width: 33%;">07 KIKUYU</div> <div style="width: 33%;">12 MAASAI</div> <div style="width: 33%;">17 TURKANA</div> <div style="width: 33%;">03 BORANA</div> <div style="width: 33%;">08 KISII</div> <div style="width: 33%;">13 MERU</div> <div style="width: 33%;">96 OTHER</div> <div style="width: 33%;">04 EMBU</div> <div style="width: 33%;">09 LUHYA</div> <div style="width: 33%;">14 MIJIKENDA</div> <div style="width: 33%;">05 KALENJIN</div> <div style="width: 33%;">10 MARAGOLI</div> <div style="width: 33%;">15 POKOT</div> </div> <div style="text-align: right; margin-top: 5px;">SPECIFY <input style="width: 100px;" type="text"/></div>			
TEAM <div style="display: flex; justify-content: space-around;"> <div style="border: 1px solid black; width: 30px; height: 25px;"></div> <div style="border: 1px solid black; width: 30px; height: 25px;"></div> </div> NUMBER		TEAM SUPERVISOR <div style="display: flex; justify-content: space-around;"> <div style="border: 1px solid black; width: 100px; height: 25px;"></div> <div style="border: 1px solid black; width: 30px; height: 25px;"></div> <div style="border: 1px solid black; width: 30px; height: 25px;"></div> <div style="border: 1px solid black; width: 30px; height: 25px;"></div> </div> <div style="display: flex; justify-content: space-between; margin-top: 5px;"> <div style="width: 30%;">NAME</div> <div style="width: 40%;">NUMBER</div> </div>			

WEIGHT AND HEIGHT MEASUREMENT FOR CHILDREN AGE 0-4

101	CHECK CAPI OUTPUT FOR "LIST ELIGIBLE INDIVIDUALS/BIOMARKERS" COLUMN 11 IN HOUSEHOLD QUESTIONNAIRE. RECORD THE LINE NUMBER AND NAME FOR ALL ELIGIBLE CHILDREN AGE 0-5 YEARS IN QUESTION 102 ON THIS PAGE AND SUBSEQUENT PAGES STARTING WITH THE FIRST ONE LISTED. IF MORE THAN THREE CHILDREN, USE ADDITIONAL QUESTIONNAIRE(S).		
	CHILD 1		SKIP
102	CHECK CAPI OUTPUT AND RECORD NAME AND LINE NUMBER OF CHILD.	NAME _____ LINE NUMBER <input type="text"/> <input type="text"/>	
103	IF MOTHER INTERVIEWED: COPY CHILD'S DATE OF BIRTH (DAY, MONTH, AND YEAR) FROM PREGNANCY HISTORY. IF MOTHER NOT INTERVIEWED ASK: What is (NAME)'s date of birth?	DAY <input type="text"/> <input type="text"/> MONTH..... <input type="text"/> <input type="text"/> YEAR..... <input type="text"/> <input type="text"/> <input type="text"/> <input type="text"/>	
104	IF MOTHER INTERVIEWED: COPY CHILD'S AGE FROM PREGNANCY HISTORY. IF MOTHER NOT INTERVIEWED ASK: How old was (NAME) at (NAME)'s last birthday? COMPARE AND CORRECT 103 AND/OR 104 IF INCONSISTENT.	AGE IN COMPLETED YEARS <input type="text"/>	
105	CHECK 104: CHILD AGE 0-4 YEARS? YES <input type="checkbox"/> NO <input type="checkbox"/> → 125		
106	WEIGHT IN KILOGRAMS.	KG. <input type="text"/> <input type="text"/> . <input type="text"/> <input type="text"/> NOT PRESENT 9994 REFUSED 9995 OTHER 9996	→ 108
107	WAS THE CHILD MINIMALLY DRESSED?	YES 1 NO 2	
108	HEIGHT IN CENTIMETERS. IF CHILD IS AGE 0-1 YEARS, MEASURE LYING DOWN. IF CHILD IS AGE 2, 3, OR 4 YEARS, MEASURE STANDING UP.	CM. <input type="text"/> <input type="text"/> <input type="text"/> . <input type="text"/> NOT PRESENT 9994 REFUSED 9995 OTHER 9996	→ 113
109	WAS THE CHILD MEASURED LYING DOWN OR STANDING UP?	LYING DOWN 1 STANDING UP 2	
110	CHECK 104 AND 109: BASED ON CHILD'S AGE, WAS CORRECT MEASUREMENT PROCEDURE FOLLOWED?	YES 1 NO 2	→ 112
111	IF CHILD IS AGE 0-1 YEARS: WHY WAS (NAME) MEASURED STANDING UP? IF CHILD IS AGE 2-4 YEARS: WHY WAS (NAME) MEASURED LYING DOWN? _____ _____		
112	WAS THE RECORDED MEASUREMENT INTERFERED WITH BY BRAIDED OR ORNAMENTED HAIR?	YES 1 NO 2	
113	ENTER FIELDWORKER NUMBER OF MEASURER.	<input type="text"/> <input type="text"/> <input type="text"/> <input type="text"/> FIELDWORKER NUMBER	
114	ENTER FIELDWORKER NUMBER OF ASSISTANT MEASURER.	<input type="text"/> <input type="text"/> <input type="text"/> <input type="text"/> FIELDWORKER NUMBER	
115	TODAY'S DATE:	DAY <input type="text"/> <input type="text"/> MONTH..... <input type="text"/> <input type="text"/> YEAR..... <input type="text"/> <input type="text"/> <input type="text"/> <input type="text"/>	
116	RECORD HEIGHT/LENGTH AND WEIGHT IN THE ANTHROPOMETRY PAMPHLET.		
125	IF ANOTHER CHILD, GO TO 102 ON THE NEXT PAGE; IF NO MORE CHILDREN, GO TO 201.		

WEIGHT AND HEIGHT MEASUREMENT FOR CHILDREN AGE 0-4

101	CHECK CAPI OUTPUT FOR "LIST ELIGIBLE INDIVIDUALS/BIOMARKERS" COLUMN 11 IN HOUSEHOLD QUESTIONNAIRE. RECORD THE LINE NUMBER AND NAME FOR ALL ELIGIBLE CHILDREN AGE 0-5 YEARS IN QUESTION 102 ON THIS PAGE AND SUBSEQUENT PAGES STARTING WITH THE FIRST ONE LISTED. IF MORE THAN THREE CHILDREN, USE ADDITIONAL QUESTIONNAIRE(S).		
	CHILD 2		SKIP
102	CHECK CAPI OUTPUT AND RECORD NAME AND LINE NUMBER OF CHILD.	NAME _____ LINE NUMBER <input type="text"/> <input type="text"/>	
103	IF MOTHER INTERVIEWED: COPY CHILD'S DATE OF BIRTH (DAY, MONTH, AND YEAR) FROM PREGNANCY HISTORY. IF MOTHER NOT INTERVIEWED ASK: What is (NAME)'s date of birth?	DAY <input type="text"/> <input type="text"/> MONTH <input type="text"/> <input type="text"/> YEAR <input type="text"/> <input type="text"/> <input type="text"/> <input type="text"/>	
104	IF MOTHER INTERVIEWED: COPY CHILD'S AGE FROM PREGNANCY HISTORY. IF MOTHER NOT INTERVIEWED ASK: How old was (NAME) at (NAME)'s last birthday? COMPARE AND CORRECT 103 AND/OR 104 IF INCONSISTENT.	AGE IN COMPLETED YEARS <input type="text"/>	
105	CHECK 104: CHILD AGE 0-4 YEARS? YES <input type="checkbox"/> NO <input type="checkbox"/>	→ 125	
106	WEIGHT IN KILOGRAMS.	KG. <input type="text"/> <input type="text"/> <input type="text"/> <input type="text"/> NOT PRESENT 9994 REFUSED 9995 OTHER 9996	→ 108
107	WAS THE CHILD MINIMALLY DRESSED?	YES 1 NO 2	
108	HEIGHT IN CENTIMETERS. IF CHILD IS AGE 0-1 YEARS, MEASURE LYING DOWN. IF CHILD IS AGE 2, 3, OR 4 YEARS, MEASURE STANDING UP.	CM. <input type="text"/> <input type="text"/> <input type="text"/> <input type="text"/> NOT PRESENT 9994 REFUSED 9995 OTHER 9996	→ 113
109	WAS THE CHILD MEASURED LYING DOWN OR STANDING UP?	LYING DOWN 1 STANDING UP 2	
110	CHECK 104 AND 109: BASED ON CHILD'S AGE, WAS CORRECT MEASUREMENT PROCEDURE FOLLOWED?	YES 1 NO 2	→ 112
111	IF CHILD IS AGE 0-1 YEARS: WHY WAS (NAME) MEASURED STANDING UP? IF CHILD IS AGE 2-4 YEARS: WHY WAS (NAME) MEASURED LYING DOWN? _____ _____		
112	WAS THE RECORDED MEASUREMENT INTERFERED WITH BY BRAIDED OR ORNAMENTED HAIR?	YES 1 NO 2	
113	ENTER FIELDWORKER NUMBER OF MEASURER.	<input type="text"/> <input type="text"/> <input type="text"/> <input type="text"/> FIELDWORKER NUMBER	
114	ENTER FIELDWORKER NUMBER OF ASSISTANT MEASURER.	<input type="text"/> <input type="text"/> <input type="text"/> <input type="text"/> FIELDWORKER NUMBER	
115	TODAY'S DATE:	DAY <input type="text"/> <input type="text"/> MONTH <input type="text"/> <input type="text"/> YEAR <input type="text"/> <input type="text"/> <input type="text"/> <input type="text"/>	
116	RECORD HEIGHT/LENGTH AND WEIGHT IN THE ANTHROPOMETRY PAMPHLET.		
125	IF ANOTHER CHILD, GO TO 102 ON THE NEXT PAGE; IF NO MORE CHILDREN, GO TO 201.		

WEIGHT AND HEIGHT MEASUREMENT FOR CHILDREN AGE 0-4

101	CHECK CAPI OUTPUT FOR "LIST ELIGIBLE INDIVIDUALS/BIOMARKERS" COLUMN 11 IN HOUSEHOLD QUESTIONNAIRE. RECORD THE LINE NUMBER AND NAME FOR ALL ELIGIBLE CHILDREN AGE 0-5 YEARS IN QUESTION 102 ON THIS PAGE AND SUBSEQUENT PAGES STARTING WITH THE FIRST ONE LISTED. IF MORE THAN THREE CHILDREN, USE ADDITIONAL QUESTIONNAIRE(S).		
	CHILD 3		SKIP
102	CHECK CAPI OUTPUT AND RECORD NAME AND LINE NUMBER OF CHILD.	NAME _____ LINE NUMBER <input type="text"/> <input type="text"/>	
103	IF MOTHER INTERVIEWED: COPY CHILD'S DATE OF BIRTH (DAY, MONTH, AND YEAR) FROM PREGNANCY HISTORY. IF MOTHER NOT INTERVIEWED ASK: What is (NAME)'s date of birth?	DAY <input type="text"/> <input type="text"/> MONTH..... <input type="text"/> <input type="text"/> YEAR..... <input type="text"/> <input type="text"/> <input type="text"/> <input type="text"/>	
104	IF MOTHER INTERVIEWED: COPY CHILD'S AGE FROM PREGNANCY HISTORY. IF MOTHER NOT INTERVIEWED ASK: How old was (NAME) at (NAME)'s last birthday? COMPARE AND CORRECT 103 AND/OR 104 IF INCONSISTENT.	AGE IN COMPLETED YEARS <input type="text"/>	
105	CHECK 104: CHILD AGE 0-4 YEARS? YES <input type="checkbox"/> NO <input type="checkbox"/> → 125		
106	WEIGHT IN KILOGRAMS.	KG. <input type="text"/> <input type="text"/> . <input type="text"/> <input type="text"/> NOT PRESENT 9994 REFUSED 9995 OTHER 9996	→ 108
107	WAS THE CHILD MINIMALLY DRESSED?	YES 1 NO 2	
108	HEIGHT IN CENTIMETERS. IF CHILD IS AGE 0-1 YEARS, MEASURE LYING DOWN. IF CHILD IS AGE 2, 3, OR 4 YEARS, MEASURE STANDING UP.	CM. <input type="text"/> <input type="text"/> <input type="text"/> . <input type="text"/> NOT PRESENT 9994 REFUSED 9995 OTHER 9996	→ 113
109	WAS THE CHILD MEASURED LYING DOWN OR STANDING UP?	LYING DOWN 1 STANDING UP 2	
110	CHECK 104 AND 109: BASED ON CHILD'S AGE, WAS CORRECT MEASUREMENT PROCEDURE FOLLOWED?	YES 1 NO 2	→ 112
111	IF CHILD IS AGE 0-1 YEARS: WHY WAS (NAME) MEASURED STANDING UP? IF CHILD IS AGE 2-4 YEARS: WHY WAS (NAME) MEASURED LYING DOWN? _____ _____		
112	WAS THE RECORDED MEASUREMENT INTERFERED WITH BY BRAIDED OR ORNAMENTED HAIR?	YES 1 NO 2	
113	ENTER FIELDWORKER NUMBER OF MEASURER.	<input type="text"/> <input type="text"/> <input type="text"/> <input type="text"/> FIELDWORKER NUMBER	
114	ENTER FIELDWORKER NUMBER OF ASSISTANT MEASURER.	<input type="text"/> <input type="text"/> <input type="text"/> <input type="text"/> FIELDWORKER NUMBER	
115	TODAY'S DATE:	DAY <input type="text"/> <input type="text"/> MONTH..... <input type="text"/> <input type="text"/> YEAR..... <input type="text"/> <input type="text"/> <input type="text"/> <input type="text"/>	
116	RECORD HEIGHT/LENGTH AND WEIGHT IN THE ANTHROPOMETRY PAMPHLET.		
125	IF ANOTHER CHILD, GO TO 102 IN ADDITIONAL QUESTIONNAIRE; IF NO MORE CHILDREN, GO TO 201.		

TO BE FILLED IN AFTER COMPLETING BIOMARKERS

SUPERVISOR'S OBSERVATIONS

Appendix E • 397

2022 KENYA DEMOGRAPHIC AND HEALTH SURVEY (KDHS)
 REMEASUREMENT QUESTIONNAIRE

KENYA
 KENYA NATIONAL BUREAU OF STATISTICS (KNBS)

IDENTIFICATION				
COUNTY	<input style="width: 90%;" type="text"/>			
SUB COUNTY	<input style="width: 90%;" type="text"/>			
LOCATION	<input style="width: 90%;" type="text"/>			
SUB LOCATION	<input style="width: 90%;" type="text"/>			
KDHS CLUSTER NUMBER	<input style="width: 60%;" type="text"/>			<input style="width: 20px; height: 20px;" type="text"/> <input style="width: 20px; height: 20px;" type="text"/>
HOUSEHOLD NUMBER	<input style="width: 60%;" type="text"/>			<input style="width: 20px; height: 20px;" type="text"/> <input style="width: 20px; height: 20px;" type="text"/>
NAME OF HOUSEHOLD HEAD	<input style="width: 90%;" type="text"/>			
FIELDWORKER VISITS				
	1	2	3	FINAL VISIT
DATE	<input style="width: 50%;" type="text"/>	<input style="width: 50%;" type="text"/>	<input style="width: 50%;" type="text"/>	DAY <input style="width: 20px; height: 20px;" type="text"/>
FIELDWORKER'S NAME	<input style="width: 50%;" type="text"/>	<input style="width: 50%;" type="text"/>	<input style="width: 50%;" type="text"/>	MONTH <input style="width: 20px; height: 20px;" type="text"/>
				YEAR <input style="width: 20px; height: 20px;" type="text"/>
NEXT VISIT: DATE	<input style="width: 50%;" type="text"/>	<input style="width: 50%;" type="text"/>		TOTAL NUMBER OF VISITS <input style="width: 20px; height: 20px;" type="text"/>
TIME	<input style="width: 50%;" type="text"/>	<input style="width: 50%;" type="text"/>		
FIELDWORKER OBSERVATIONS				TOTAL CHILDREN TO REMEASURE <input style="width: 20px; height: 20px;" type="text"/>
LANGUAGE OF QUESTIONNAIRE**		LANGUAGE OF INTERVIEW**		NATIVE LANGUAGE OF RESPONDENT**
0 1		<input style="width: 20px; height: 20px;" type="text"/>		<input style="width: 20px; height: 20px;" type="text"/>
LANGUAGE OF QUESTIONNAIRE**		TRANSLATOR (YES = 1, NO = 2)		
ENGLISH		<input style="width: 20px; height: 20px;" type="text"/>		
**LANGUAGE CODES: 01 ENGLISH 06 KAMBA 11 LUO 16 SOMALI 02 KISWAHILI 07 KIKUYU 12 MAASAI 17 TURKANA 03 BORANA 08 KISII 13 MERU 96 OTHER 04 EMBU 09 LUHYA 14 MIJIKENDA 05 KALENJIN 10 MARAGOLI 15 POKOT SPECIFY				
TEAM		TEAM SUPERVISOR		
<input style="width: 20px; height: 20px;" type="text"/> NUMBER		<input style="width: 20px; height: 20px;" type="text"/> NAME		
		<input style="width: 20px; height: 20px;" type="text"/> NUMBER		

REMEASUREMENT OF WEIGHT AND HEIGHT FOR SELECTED CHILDREN AGE 0-4

101	CHECK CAPI REPORT FOR CHILDREN SELECTED FOR REMEASUREMENT. RECORD THE LINE NUMBER AND NAME FOR THE FIRST CHILD SELECTED FOR REMEASUREMENT IN QUESTION 102 ON THIS PAGE. IF MORE THAN ONE CHILD IS SELECTED IN A HOUSEHOLD, USE ADDITIONAL QUESTIONNAIRE(S).	
	CHILD TO REMEASURE	SKIP
102	CHECK CAPI REPORT AND RECORD NAME AND LINE NUMBER OF CHILD.	NAME _____ LINE NUMBER <input type="text"/> <input type="text"/>
103	CHECK CAPI REPORT AND RECORD DATE OF BIRTH OF CHILD.	DAY <input type="text"/> <input type="text"/> MONTH <input type="text"/> <input type="text"/> YEAR <input type="text"/> <input type="text"/> <input type="text"/> <input type="text"/>
104	CHECK CAPI REPORT AND RECORD CHILD'S AGE IN COMPLETED YEARS. COMPARE AND CORRECT 103 AND/OR 104 IF INCONSISTENT.	AGE IN COMPLETED YEARS <input type="text"/>
105	CHECK 104: CHILD AGE 0-4 YEARS? YES <input type="checkbox"/> NO <input type="checkbox"/>	→ 116
106	WEIGHT IN KILOGRAMS.	KG <input type="text"/> <input type="text"/> . <input type="text"/> <input type="text"/> NOT PRESENT 9994 REFUSED 9995 OTHER 9996
107	WAS THE CHILD MINIMALLY DRESSED?	YES 1 NO 2
108	HEIGHT IN CENTIMETERS. IF CHILD IS AGE 0-1 YEARS, MEASURE LYING DOWN. IF CHILD IS AGE 2, 3, OR 4 YEARS, MEASURE STANDING UP.	CM <input type="text"/> <input type="text"/> <input type="text"/> <input type="text"/> NOT PRESENT 9994 REFUSED 9995 OTHER 9996
109	WAS THE CHILD MEASURED LYING DOWN OR STANDING UP?	LYING DOWN 1 STANDING UP 2
110	CHECK 104 AND 109: BASED ON CHILD'S AGE, WAS CORRECT MEASUREMENT PROCEDURE FOLLOWED?	YES 1 NO 2
111	IF CHILD IS AGE 0-1 YEARS: WHY WAS (NAME) MEASURED STANDING UP? IF CHILD IS AGE 2-4 YEARS: WHY WAS (NAME) MEASURED LYING DOWN? _____ _____	
112	WAS THE RECORDED MEASUREMENT INTERFERED WITH BY BRAIDED OR ORNAMENTED HAIR?	YES 1 NO 2
113	ENTER FIELDWORKER NUMBER OF MEASURER.	<input type="text"/> <input type="text"/> <input type="text"/> <input type="text"/> FIELDWORKER NUMBER
114	ENTER FIELDWORKER NUMBER OF ASSISTANT MEASURER.	<input type="text"/> <input type="text"/> <input type="text"/> <input type="text"/> FIELDWORKER NUMBER
115	TODAY'S DATE:	DAY <input type="text"/> <input type="text"/> MONTH <input type="text"/> <input type="text"/> YEAR <input type="text"/> <input type="text"/> <input type="text"/> <input type="text"/>
116	IF ANOTHER CHILD, GO TO 102 IN ADDITIONAL QUESTIONNAIRE; IF NO MORE CHILDREN, END INTERVIEW.	

BIOMARKER: FOOTNOTES

- (1) This section should be adapted for country-specific survey design.
- (2) Customize the maximum number of visits expected depending on the overall fieldwork plan; the smaller the subsample in which anthropometry is being conducted, the larger the number of visits that will be feasible in the time allotted for each cluster.
- (3) Remove the section for recording the name and ID number of the CAPI supervisor if the survey does not have CAPI supervisors who are separate from the team supervisors.
- (4) In countries where the weighing scale shows the weight to only one decimal place, retain only one box after the decimal point and delete the first '9' from the other three codes.
- (5) Adapt wording of instruction to accommodate local practices such as brass neck coils or other heavy ornamental jewelry that cannot be removed.
- (6) Adapt wording of instruction to accommodate local practices.

2022 KENYA DEMOGRAPHIC AND HEALTH SURVEY (KDHS)
FIELDWORKER QUESTIONNAIRE

KENYA
KENYA NATIONAL BUREAU OF STATISTICS

LANGUAGE OF
QUESTIONNAIRE **ENGLISH**

NO.	QUESTIONS AND FILTERS	CODING CATEGORIES	SKIP
100	What is your name?	NAME _____	
101	RECORD FIELDWORKER NUMBER	NUMBER <input type="text"/> <input type="text"/> <input type="text"/> <input type="text"/>	

INSTRUCTIONS





Information on all KDHS field workers is collected as part of the KDHS survey. Please fill out the questions below. The information you provide will be part of the survey data file; however, your name will be removed and will not be part of the data file. Thank you for providing the information needed.

102	In what county do you live? REFER TO COUNTY CODE LIST IN INTERVIEWER'S MANUAL	COUNTY CODE <input type="text"/> <input type="text"/>	
103	Do you live in a city, town, or rural area?	CITY (NAIROBI, KISUMU, MOMBASA, NAKURU) . 1 TOWN 2 RURAL AREA 3	
104	How old are you? RECORD AGE IN COMPLETED YEARS.	AGE <input type="text"/> <input type="text"/>	
105	Are you male or female?	MALE 1 FEMALE 2	
106	What is your current marital status?	CURRENTLY MARRIED 1 LIVING WITH A MAN/WOMAN 2 WIDOWED 3 DIVORCED 4 SEPARATED 5 NEVER MARRIED OR LIVED WITH A MAN/WOMAN 6	
107	How many living children do you have? INCLUDE ONLY CHILDREN WHO ARE YOUR BIOLOGICAL CHILDREN.	LIVING CHILDREN <input type="text"/> <input type="text"/>	
108	Have you ever had a child who died?	YES 1 NO 2	
109	What is the highest level of school you attended: primary, secondary/'A' level, college, university, or vocational?	PRIMARY 1 SECONDARY/ 'A' LEVEL 2 MIDDLE LEVEL COLLEGE (CERTIFICATE/ DIPLOMA) 3 UNIVERSITY 4 VOCATIONAL TRAINING 5 INFORMAL EDUCATION (MADRASA/ ADULT BASIC) 6	
110	What is the highest (standard/grade/form/year) you completed at that level? IF COMPLETED LESS THAN ONE YEAR AT THAT LEVEL, RECORD '00'.	STANDARD/GRADE/FORM/YEAR .. <input type="text"/> <input type="text"/>	

NO.	QUESTIONS AND FILTERS	CODING CATEGORIES	SKIP
111	What is your religion?	CATHOLIC 01 PROTESTANT 02 EVANGELICAL CHURCHES 03 AFRICAN INSTITUTED CHURCHES 04 ORTHODOX 05 OTHER CHRISTIAN 06 ISLAM 07 HINDU 08 TRADITIONISTS 09 NO RELIGION 95 OTHER 96 <div>(SPECIFY)</div>	
112	What is your ethnic group?	EMBU 01 KALENJIN 02 KAMBA 03 KIKUYU 04 KISII 05 LUHYA 06 LUO 07 MAASAI 08 MERU 09 MIJIKENDA/SWAHILI 10 SOMALI 11 TAITA/TAVETA 12 OTHER 96 <div>(SPECIFY)</div>	
113	What languages can you speak? RECORD ALL LANGUAGES YOU CAN SPEAK.	ENGLISH A KISWAHILI B BORANA C EMBU D KALENJIN E KAMBA F KIKUYU G KISII H LUHYA I MARAGOLI J LUO K MAASAI L MERU M MIJIKENDA N POKOT O SOMALI P TURKANA Q OTHER X <div>(SPECIFY)</div>	

NO.	QUESTIONS AND FILTERS	CODING CATEGORIES	SKIP
114	What is your mother tongue/native language (language spoken at home growing up)?	ENGLISH 01 KISWAHILI 02 BORANA 03 EMBU 04 KALENJIN 05 KAMBA 06 KIKUYU 07 KISII 08 LUHYA 09 MARAGOLI 10 LUO 11 MAASAI 12 MERU 13 MIJIKENDA 14 POKOT 15 SOMALI 16 TURKANA 17 OTHER 96 <div style="text-align: center;">(SPECIFY)</div>	
115	Have you ever worked on: a) a DHS prior to this survey? b) an MIS prior to this survey? c) any other survey prior to this survey?	<div style="text-align: right;">YES NO</div> a) DHS 1 2 b) MIS 1 2 c) OTHER SURVEY 1 2	
116	Were you already working for KNBS at the time you were employed to work on this KDHS?	YES, KNBS 1 NO 3	→ 118
117	Are you a permanent or temporary employee of KNBS?	PERMANENT 1 TEMPORARY 2	
118	If you have comments, please write them here.		

ADDITIONAL DHS PROGRAM RESOURCES

The DHS Program Website – Download free DHS reports, standard documentation, key indicator data, and training tools, and view announcements.	DHSprogram.com		
STATcompiler – Build custom tables, graphs, and maps with data from 90 countries and thousands of indicators.	Statcompiler.com		
DHS Program Mobile App – Access key DHS indicators for 90 countries on your mobile device (Apple, Android, or Windows).	Search DHS Program in your iTunes or Google Play store		
DHS Program User Forum – Post questions about DHS data and search our archive of FAQs.	userforum.DHSprogram.com		
Tutorial Videos – Watch interviews with experts and learn DHS basics, such as sampling and weighting, downloading datasets, and How to Read DHS Tables.	www.youtube.com/DHSProgram		
Datasets – Download DHS datasets for analysis.	DHSprogram.com/Data		
Spatial Data Repository – Download geographically linked health and demographic data for mapping in a geographic information system (GIS).	spatialdata.DHSprogram.com		
Learning Hub – Access online courses for independent learning and workshop participation, communities of practice, and other training resources.	Learning.DHSprogram.com		
GitHub – Open access to Stata, SPSS and R code for DHS indicators for public use.	Github.com/DHSprogram		
Social Media – Follow The DHS Program and join the conversation. Stay up to date through:	 Twitter www.twitter.com/DHSprogram		
 Facebook www.facebook.com/DHSprogram		 LinkedIn www.linkedin.com/company/dhs-program	
 YouTube www.youtube.com/DHSprogram		 Blog Blog.DHSprogram.com	



ISBN 978-9914-49-639-0



9 789914 496390