

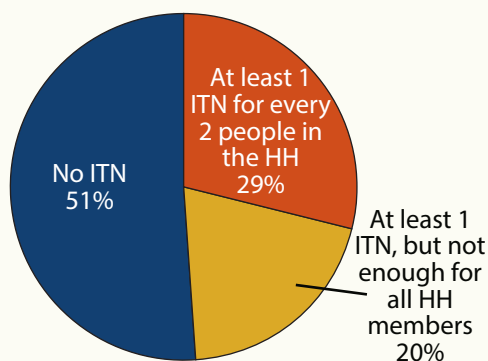
KENYA

2020 Malaria Indicator Survey

The 2020 Kenya Malaria Indicator Survey (KMIS) is designed to provide data for monitoring core malaria control interventions in Kenya. The 2020 Kenya MIS is the 4th Malaria Indicator Survey conducted in Kenya since 2007.

OWNERSHIP OF ITNS

Household Ownership of Insecticide-treated Nets (ITNs)
Percent distribution of households (HH)



29% of households own at least **1 insecticide-treated net (ITN)** for every 2 people in the household.

51% of households do not own an ITN.

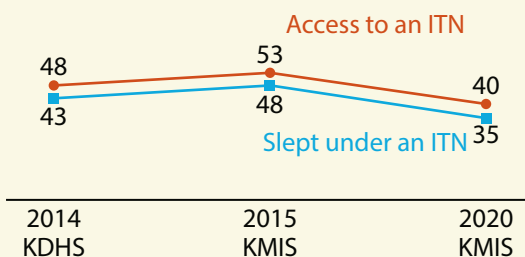
ITN ACCESS & USE

40% of the household population have access to an ITN.

35% of the household population slept under an ITN the night before the survey.

Trends in ITN Access and Use

Percent of household population with access to an ITN and percent who slept under an ITN the night before the survey

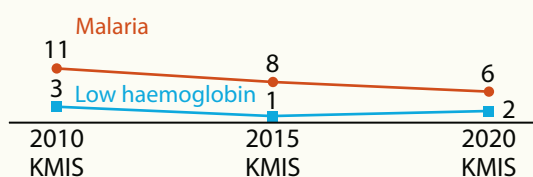


Note: The definition of an ITN in surveys prior to 2020 KMIS included nets that had been soaked with insecticides within the past 12 months.

MALARIA PREVALENCE

Trends in Prevalence of Malaria and Low Haemoglobin

Percent of children age 6 months to 14 years with low haemoglobin <8.0 g/dl and who tested positive for malaria by microscopy



6% of children age 6 months to 14 years tested positive for malaria by microscopy. Malaria prevalence has declined since 2010.

2% of children age 6 months to 14 years are anaemic (low haemoglobin <8 g/dl).



U.S. President's Malaria Initiative