

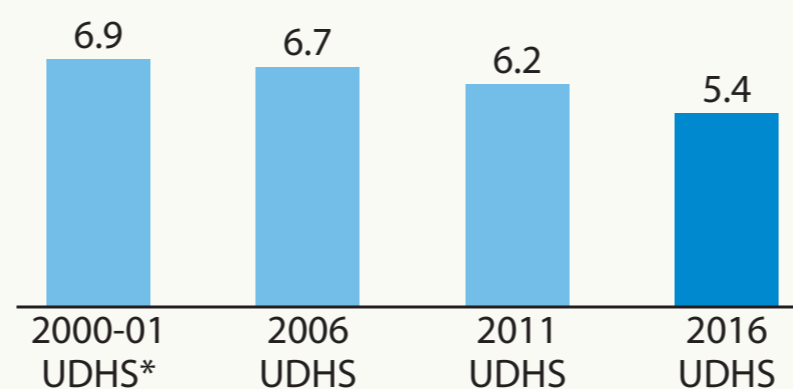


2016 Demographic and Health Survey

Fertility

Women in Uganda have an average of 5.4 children. Fertility has declined from 6.9 children per women in 2000-01.

Trends in Total Fertility Rate
Births per woman for the three-year period before the survey

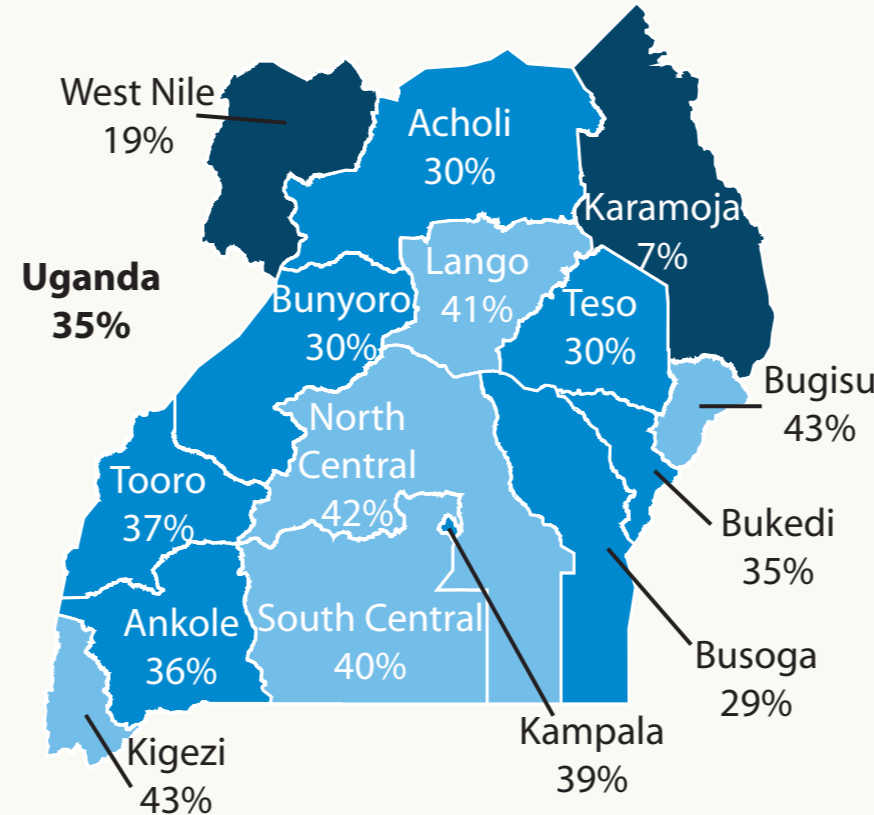


*In the 2000-01 UDHS, the districts of Amuru, Nwoya, Bundibugyo, Ntoroko, Gulu, Omoro, Kasese, Kitgum, Lamwo, Agago, and Pader were excluded from the sample. These areas contained about 5% of the national population of Uganda. Thus, the trends need to be viewed in that light.

Family Planning

Use of modern family planning methods among married women ranges from a low of 7% in Karamoja region to a high of 43% in Bugisu and Kigezi regions.

Modern Method Use by Region
Percent of married women age 15-49 using a modern method of family planning

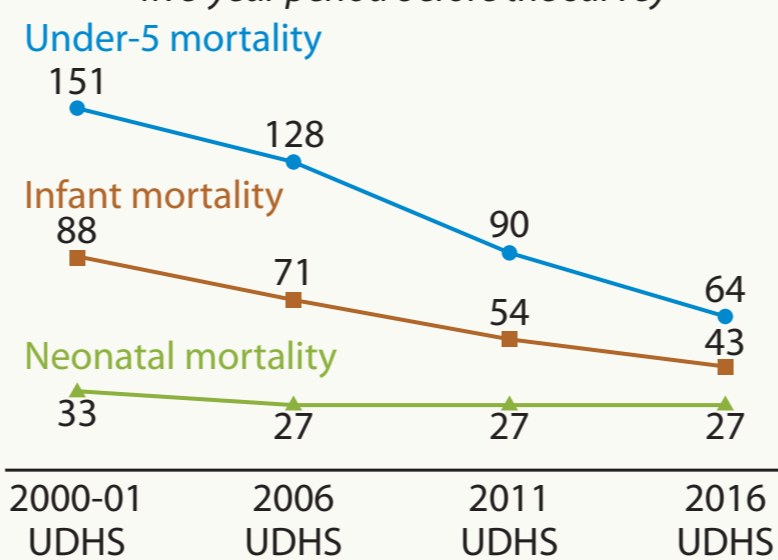


A girl on her way to recovery at Mwanamugimu Nutrition Unit of Mulago Hospital in Kampala, Uganda. © UNICEF/UNI194182/Ose

Childhood Mortality

Childhood mortality rates have dramatically declined since 2000-01. Currently, 1 in 16 Ugandan children does not survive to his or her 5th birthday.

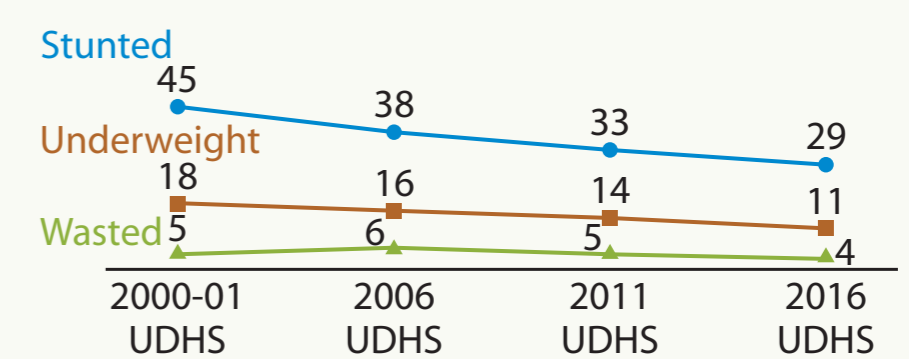
Trends in Childhood Mortality
Deaths per 1,000 live births for the five-year period before the survey



Nutrition

Children's nutritional status has improved since 2000-01. Currently, 29% of children under 5 are stunted, 11% are underweight, and 4% are wasted.

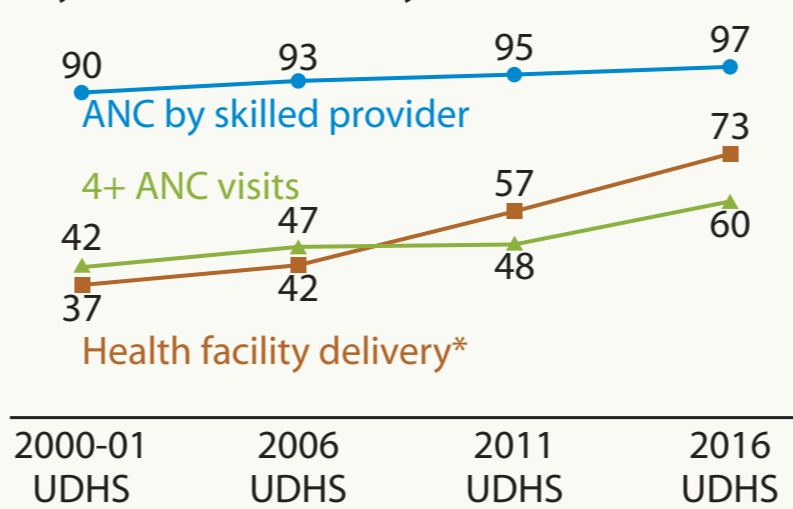
Trends in Childhood's Nutritional Status
Percent of children under five, based on 2006 WHO Child Growth Standards



Maternal Health

More women in Uganda are receiving antenatal care (ANC) from a skilled provider and making 4+ ANC visits since 2000-01. Health facility deliveries have markedly improved from 37% in 2000-01 to 73% in 2016.

Trends in Maternal Health Care
Percent of women age 15-49 who had a live birth in the five years before the survey for the most recent birth

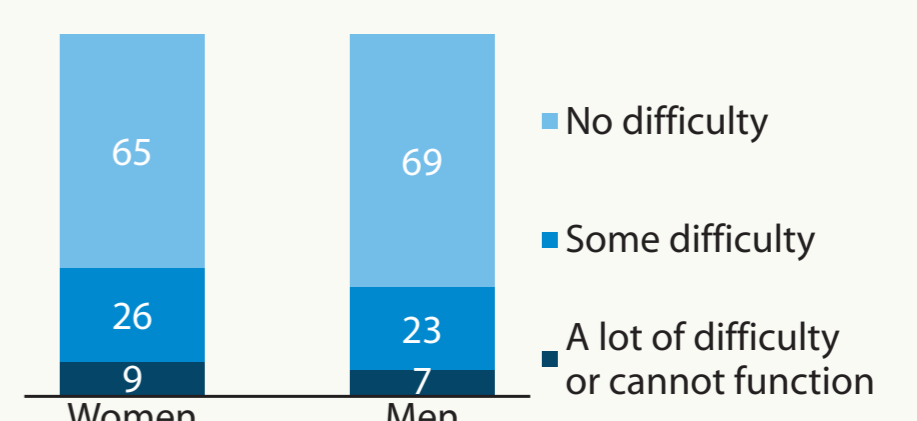


*% of live births in the five years before the survey

Disability

In Uganda, 9% of women and 7% of men age 15+ have a lot of difficulty or cannot function in at least 1 domain—seeing, hearing, communicating, remembering or concentrating, walking or climbing steps, or washing all over or dressing.

Disability among Adults
Percent distribution of household population age 15 and above by highest degree of difficulty in functioning in at least 1 domain



Lakicha Suzan and her husband Okwir Alex James, with their baby at her home in Puranga, Pader District, northern Uganda. © UNICEF/UN025735/Bongyereirwe